



US00D517759S

(12) **United States Design Patent**
Dretzka

(10) **Patent No.:** **US D517,759 S**
(45) **Date of Patent:** **** Mar. 21, 2006**

(54) **SINK CUSHION MAT WITH HOLE**

(75) Inventor: **Philip C. Dretzka**, Cleveland Heights, OH (US)

(73) Assignee: **InterDesign, Inc.**, Solon, OH (US)

(**) Term: **14 Years**

(21) Appl. No.: **29/219,355**

(22) Filed: **Dec. 16, 2004**

(51) **LOC (8) Cl.** **07-05**

(52) **U.S. Cl.** **D32/57**

(58) **Field of Classification Search** D6/582-583;
D32/55, 57; 4/657, 581-583, 585-587; 15/215-217
See application file for complete search history.

(56) **References Cited**

U.S. PATENT DOCUMENTS

2,284,494	A	*	5/1942	Oakley	4/657
2,507,877	A	*	5/1950	Babcock	4/658
3,418,668	A	*	12/1968	Anderson et al.	4/583
4,894,875	A	*	1/1990	Oxley et al.	4/657
5,647,073	A	*	7/1997	Dorber, Sr.	4/657

OTHER PUBLICATIONS

2002 Bath housewares storage, pp. 46-49, InterDesign, Inc. product brochure, 2002 (with front and back covers).

1998 Housewares, pp. 2 & 3, InterDesign, Inc. product brochure, 1998 (with front and back covers).

* cited by examiner

Primary Examiner—Holly H. Baynham

(74) *Attorney, Agent, or Firm*—D. Peter Hochberg; Sean Mellino; Katherine R. Vieyra

(57) **CLAIM**

The ornamental design for a sink cushion mat with hole, as shown and described.

DESCRIPTION

FIG. 1 is a perspective view of the sink cushion mat with hole according to the invention;

FIG. 2 is a front view of the sink cushion mat with hole as shown in FIG. 1;

FIG. 3 is a top view of the sink cushion mat with hole as shown in FIG. 1;

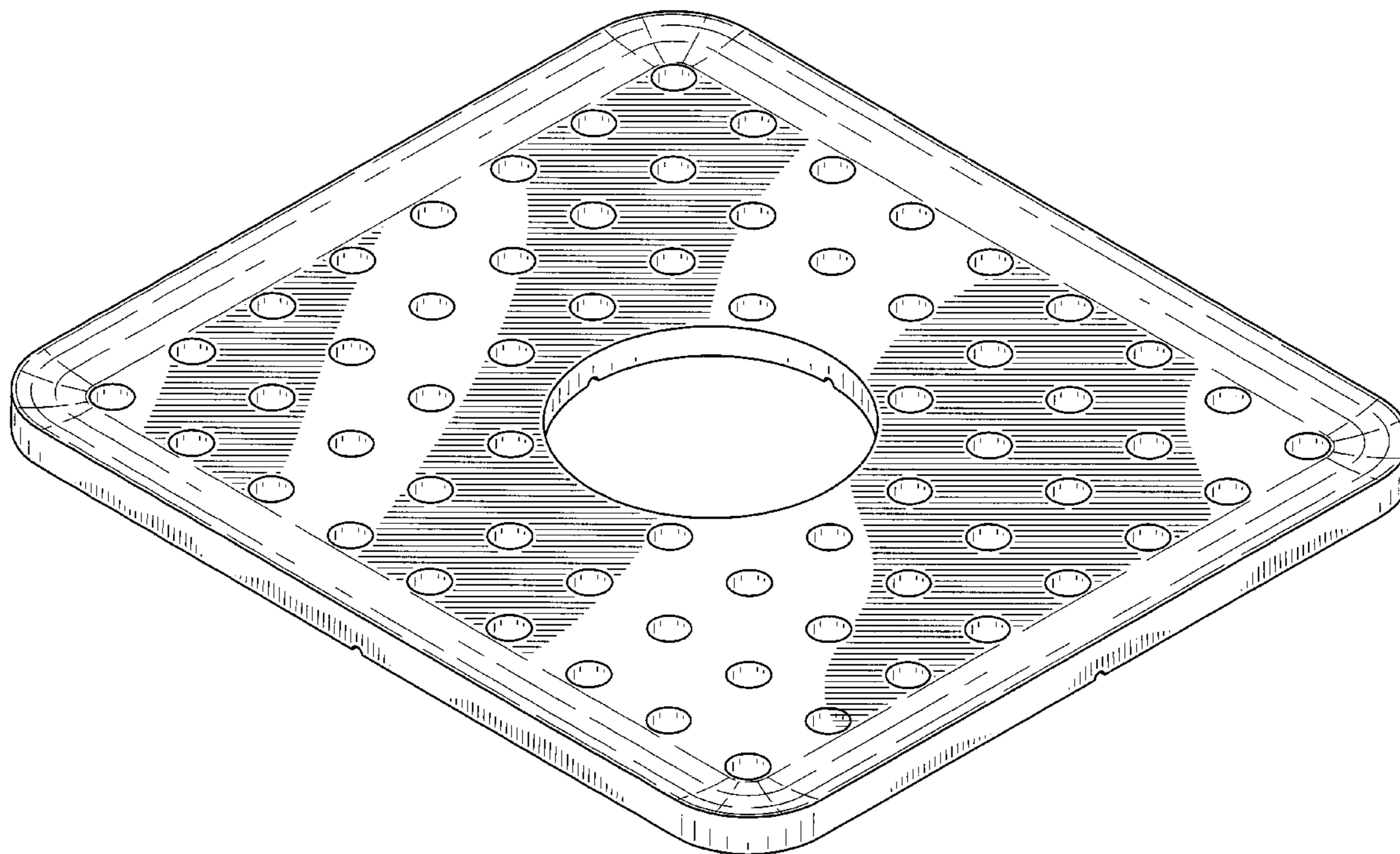
FIG. 4 is a side view of the sink cushion mat with hole as shown in FIG. 1;

FIG. 5 is a side view of the sink cushion mat with hole as shown in FIG. 1, viewed from the opposite side of that shown in FIG. 4;

FIG. 6 is a bottom view of the sink cushion mat with hole as shown in FIG. 1; and,

FIG. 7 is a rear view of the sink cushion mat with hole as shown in FIG. 1.

1 Claim, 4 Drawing Sheets



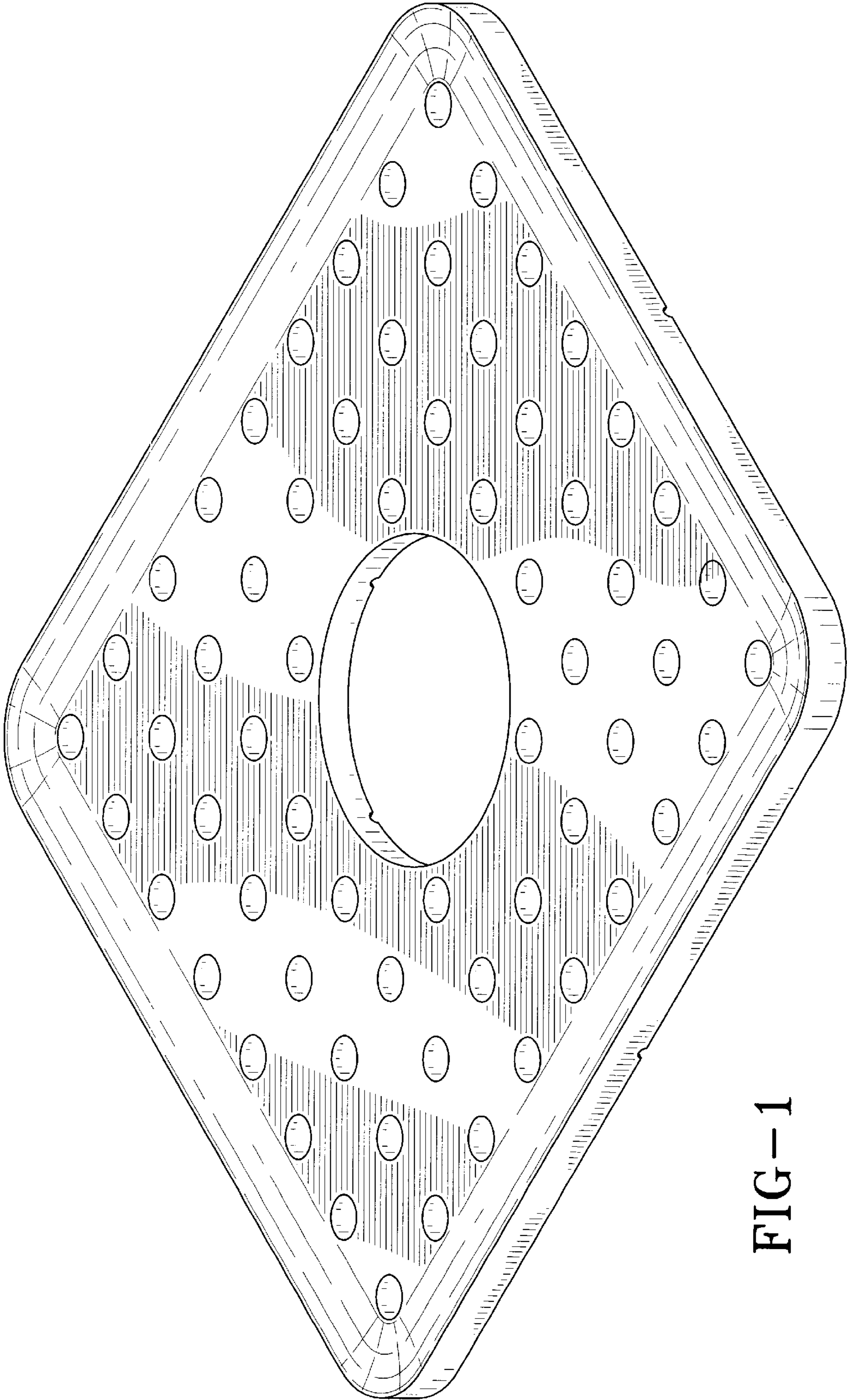


FIG-1




FIG-2

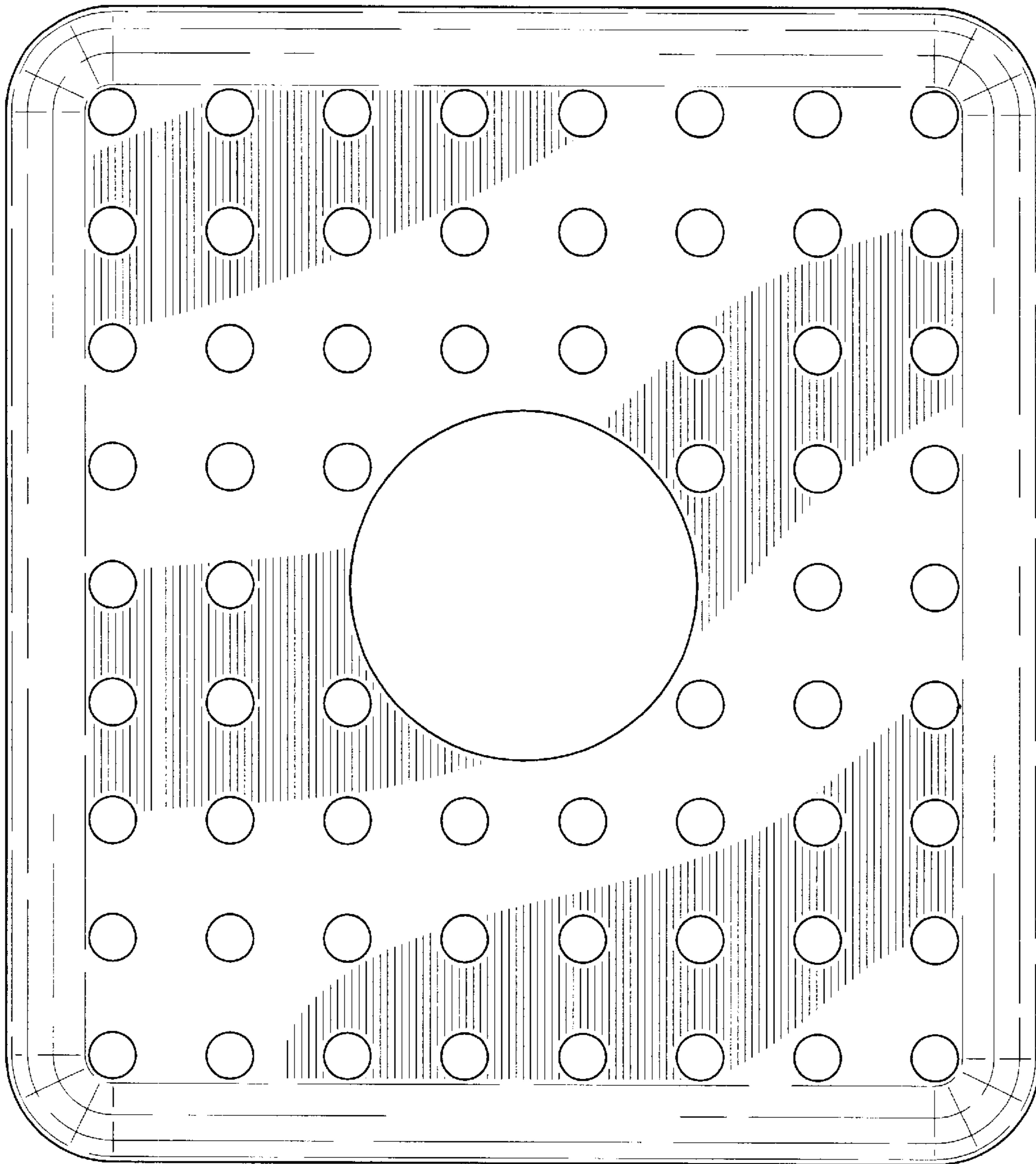


FIG-3

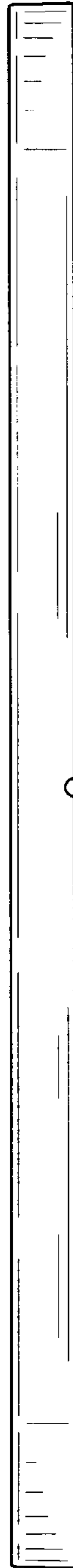


FIG-4

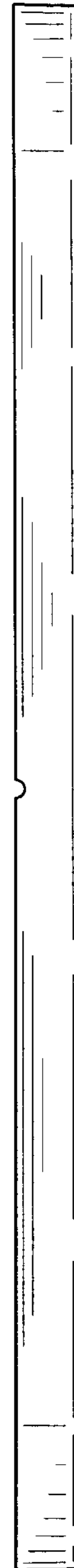


FIG-5

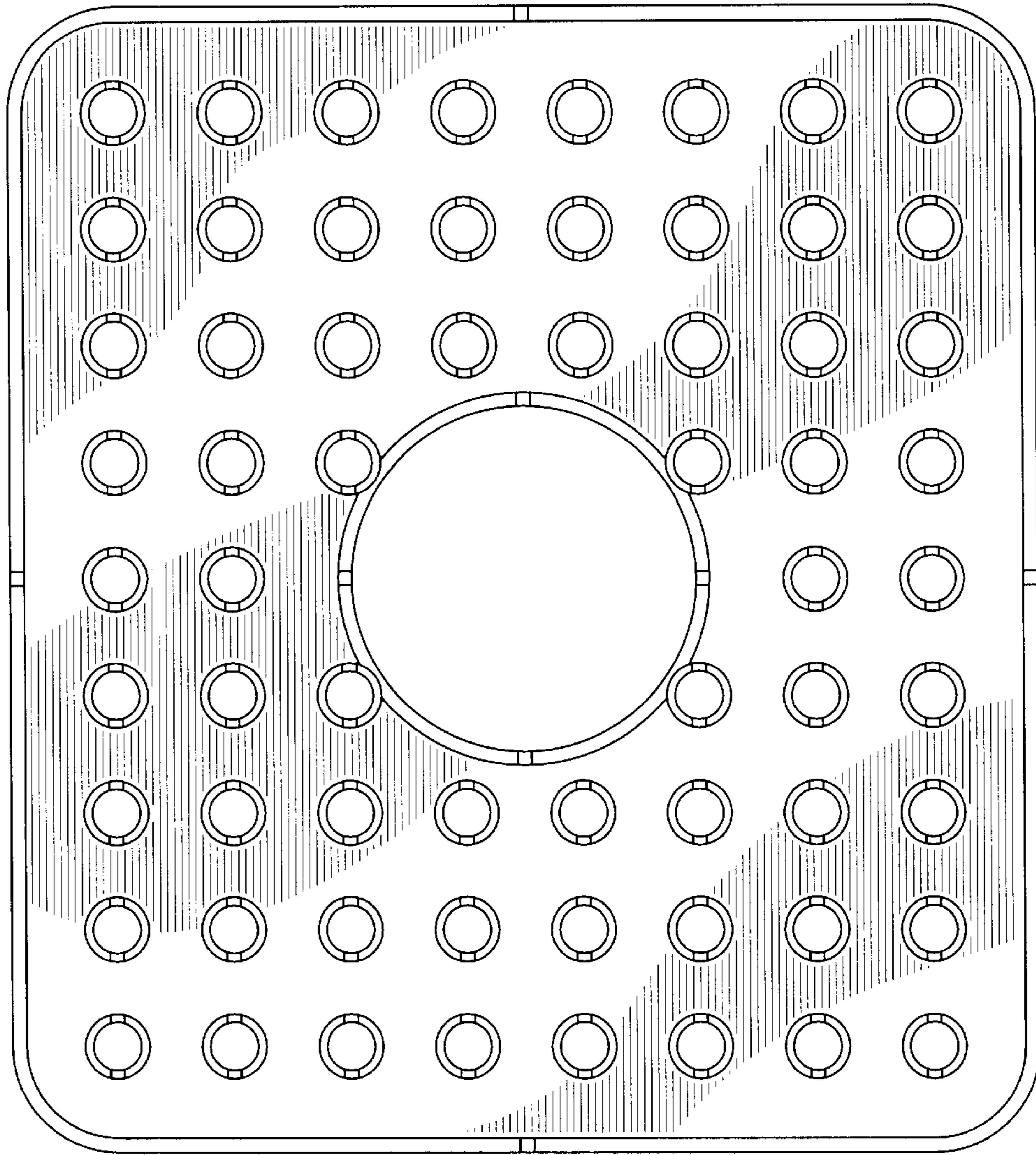


FIG-6



FIG-7