



US00D517755S

(12) **United States Design Patent**  
**Seo**

(10) **Patent No.:** **US D517,755 S**  
(45) **Date of Patent:** **\*\* \*Mar. 21, 2006**

(54) **DISH-WASHING MACHINE**

D495,104 S \* 8/2004 Kaczmarek ..... D32/3

(75) Inventor: **Hong Seo**, Seoul (KR)

\* cited by examiner

(73) Assignee: **LG Electronics Inc.**, Seoul (KR)

*Primary Examiner*—Robert A. Delehanty

(\*) Notice: This patent is subject to a terminal disclaimer.

(74) *Attorney, Agent, or Firm*—Birch, Stewart, Kolasch & Birch, LLP

(\*\*) Term: **14 Years**

(57) **CLAIM**

The ornamental design for a dish-washing machine, as shown and described.

(21) Appl. No.: **29/213,184**

(22) Filed: **Sep. 15, 2004**

**DESCRIPTION**

(51) **LOC (8) Cl.** ..... **15-05**

FIG. 1 is a perspective view of a dish-washing machine showing my new design;

(52) **U.S. Cl.** ..... **D32/2**

FIG. 2 is a front view thereof;

(58) **Field of Classification Search** ..... D32/23,

FIG. 3 is a rear view thereof;

D32/28; D7/348–349, 405–406; 134/113,

FIG. 4 is a left side view thereof;

134/201, 57 D, 57 DL, 56 D, 58 D, 58 DL;

FIG. 5 is a right side view thereof;

312/31, 204; 68/212

FIG. 6 is a top plan view thereof; and,

See application file for complete search history.

FIG. 7 is a bottom plan view thereof.

(56) **References Cited**

**U.S. PATENT DOCUMENTS**

5,908,227 A \* 6/1999 Wilhelmstatter et al. ... 312/204

**1 Claim, 6 Drawing Sheets**




FIG. 1

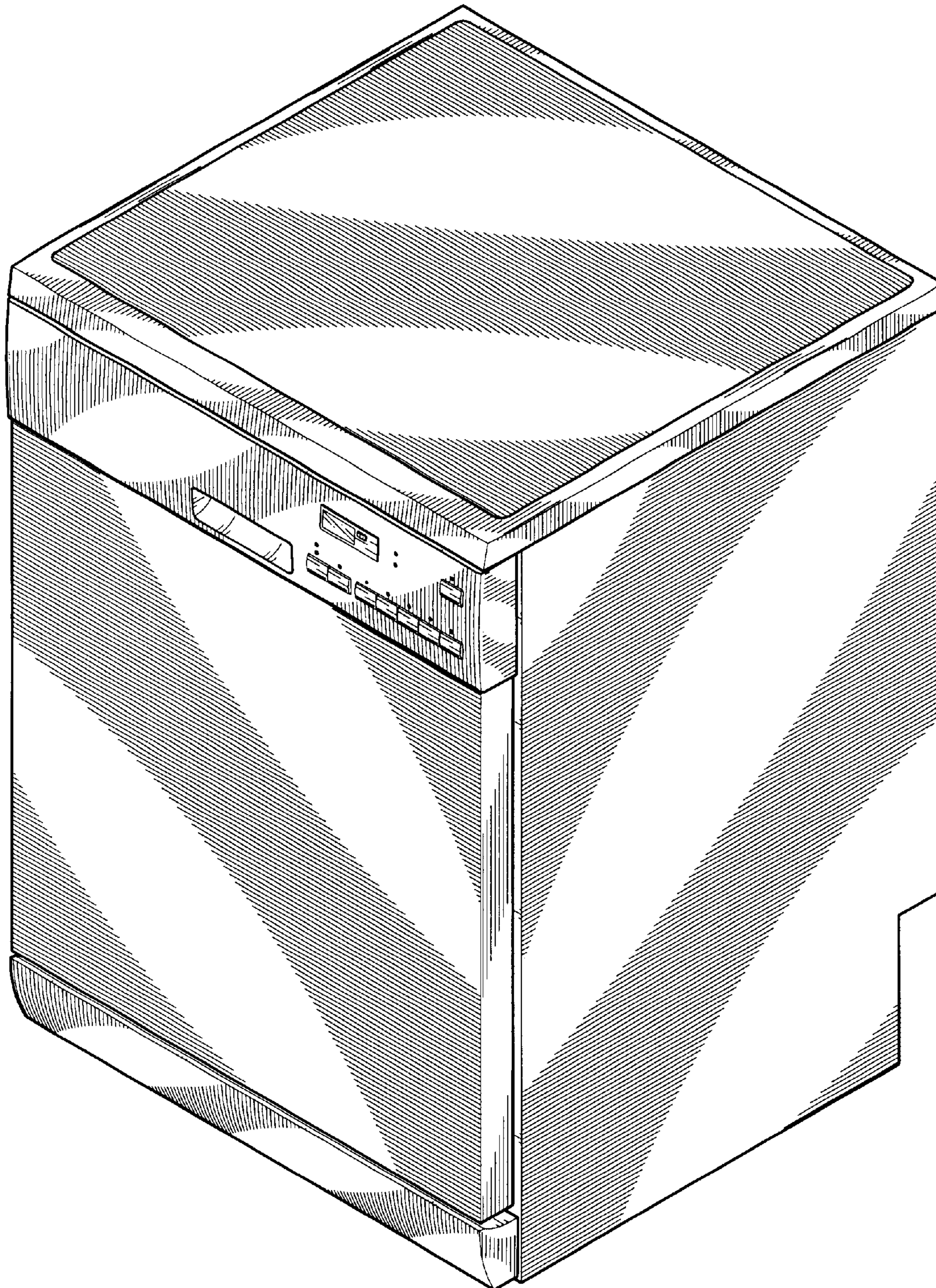


FIG. 2




FIG. 3




FIG. 4

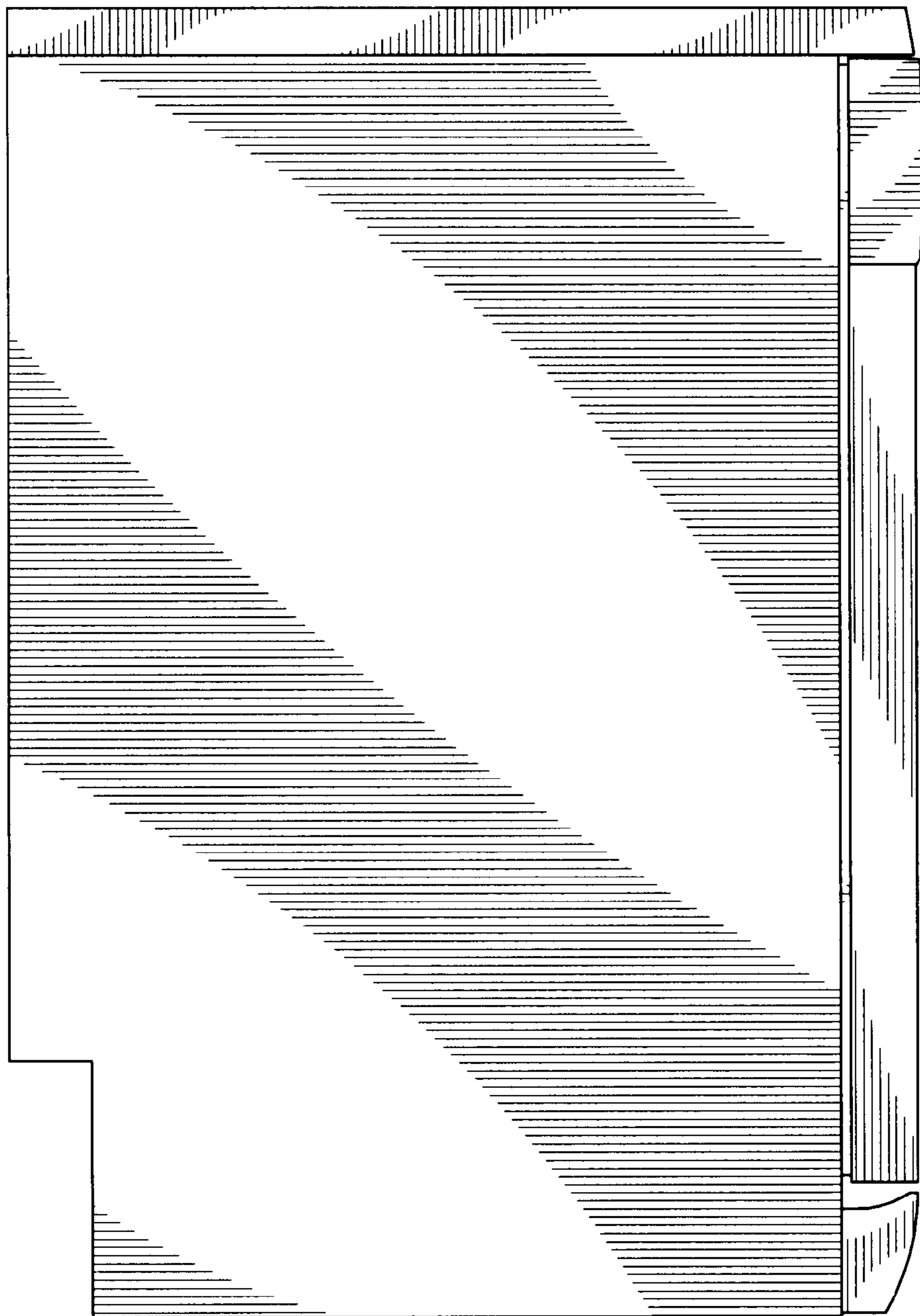


FIG. 5

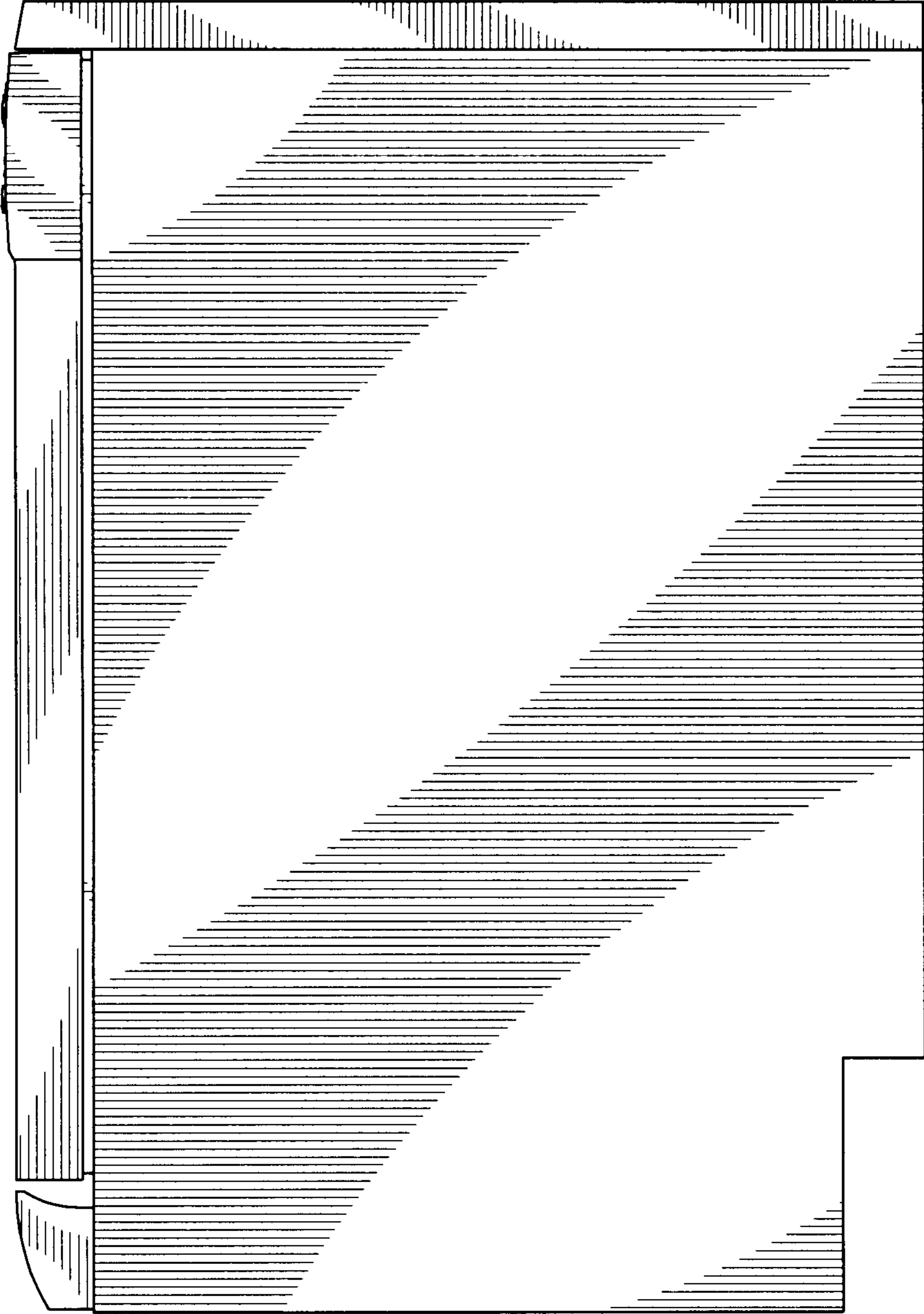


FIG. 6




FIG. 7

