



US00D517752S

(12) **United States Design Patent**  
**Byrne**

(10) **Patent No.:** **US D517,752 S**

(45) **Date of Patent:** **\*\* Mar. 21, 2006**

(54) **DOG CHEW TOY**

(76) **Inventor:** **Charles A. Byrne, P.O. Box 1645,  
Mammoth Lakes, CA (US) 93546**

(\*\*) **Term:** **14 Years**

(21) **Appl. No.:** **29/194,165**

(22) **Filed:** **Nov. 19, 2003**

(51) **LOC (8) Cl.** ..... **30-99**

(52) **U.S. Cl.** ..... **D30/160**

(58) **Field of Classification Search** ..... **D30/160,**  
**D30/199; 119/702, 706-712; D1/100, 106,**  
**D1/118, 120, 122, 126-128, 130, 199; 426/104,**  
**426/3; D11/149; D24/125, 193-195, 211-215;**  
**482/79, 114; 600/38; D21/334-337, 348-349,**  
**D21/386, 465, 681; 273/285-286, 239, 241,**  
**273/261; 601/46, 97, 118, 121, 125-126,**  
**601/131, 134-136, 139; 606/234, 236**  
See application file for complete search history.

5,386,992 A	*	2/1995	Jaghab .....	601/131
D360,712 S	*	7/1995	Bush .....	D30/160
5,560,320 A	*	10/1996	Plunk .....	119/709
5,782,779 A	*	7/1998	Kilgore .....	601/70
D426,036 S	*	5/2000	Willinger et al. ....	D30/160
D426,311 S	*	6/2000	Horowitz et al. ....	D24/215
6,099,873 A	*	8/2000	Coleman et al. ....	426/104
D477,694 S	*	7/2003	Windham .....	D30/160
D485,399 S	*	1/2004	Nazimek .....	D30/160
6,681,721 B1	*	1/2004	Buschy .....	119/709
6,688,258 B1	*	2/2004	Kolesar .....	119/710
D496,137 S	*	9/2004	Byrne .....	D30/160
D500,902 S	*	1/2005	Crane et al. ....	D30/160
D503,358 S	*	3/2005	Lee .....	D11/149
D507,685 S	*	7/2005	Nazimek .....	D30/160

\* cited by examiner

*Primary Examiner*—Cathy Anne MacCormac  
(74) *Attorney, Agent, or Firm*—Kelly Lowry & Kelley, LLP

(57) **CLAIM**

The ornamental design for a dog chew toy, as shown and described.

**DESCRIPTION**

FIG. 1 is a top, front and right-side perspective view of a dog chew toy embodying my new design;  
FIG. 2 is a front elevational view thereof;  
FIG. 3 is a rear elevational view thereof;  
FIG. 4 is a right-side elevational view thereof; and,  
FIG. 5 is a left-side elevational view thereof.  
The broken lines are for illustrative purposes only and form no part of the claimed design.

**1 Claim, 1 Drawing Sheet**

(56) **References Cited**

**U.S. PATENT DOCUMENTS**

1,127,943 A	*	2/1915	Thomas .....	D21/466
2,141,304 A	*	12/1938	Kirwan et al. ....	601/139
D224,332 S	*	7/1972	Hernandez .....	D21/465
3,830,202 A	*	8/1974	Garrison .....	119/709
D256,958 S	*	9/1980	Markham .....	D30/160
D268,524 S	*	4/1983	D'Addio et al. ....	D24/211
D303,838 S	*	10/1989	Lien-Fui .....	D24/214
5,067,480 A	*	11/1991	Woog et al. ....	601/46
D341,662 S	*	11/1993	Hoff .....	D24/214
D344,161 S	*	2/1994	Markham .....	D30/160

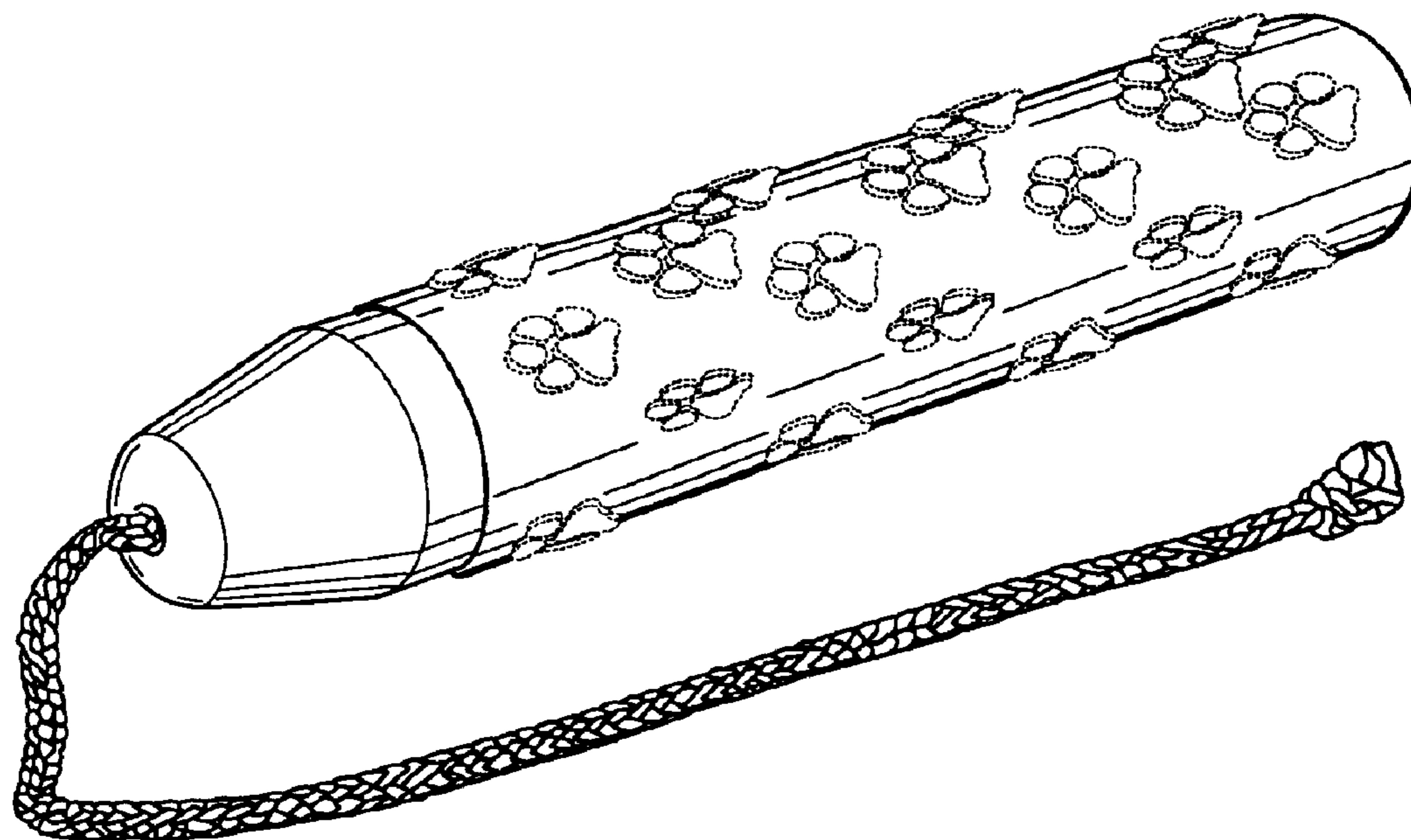


FIG. 1

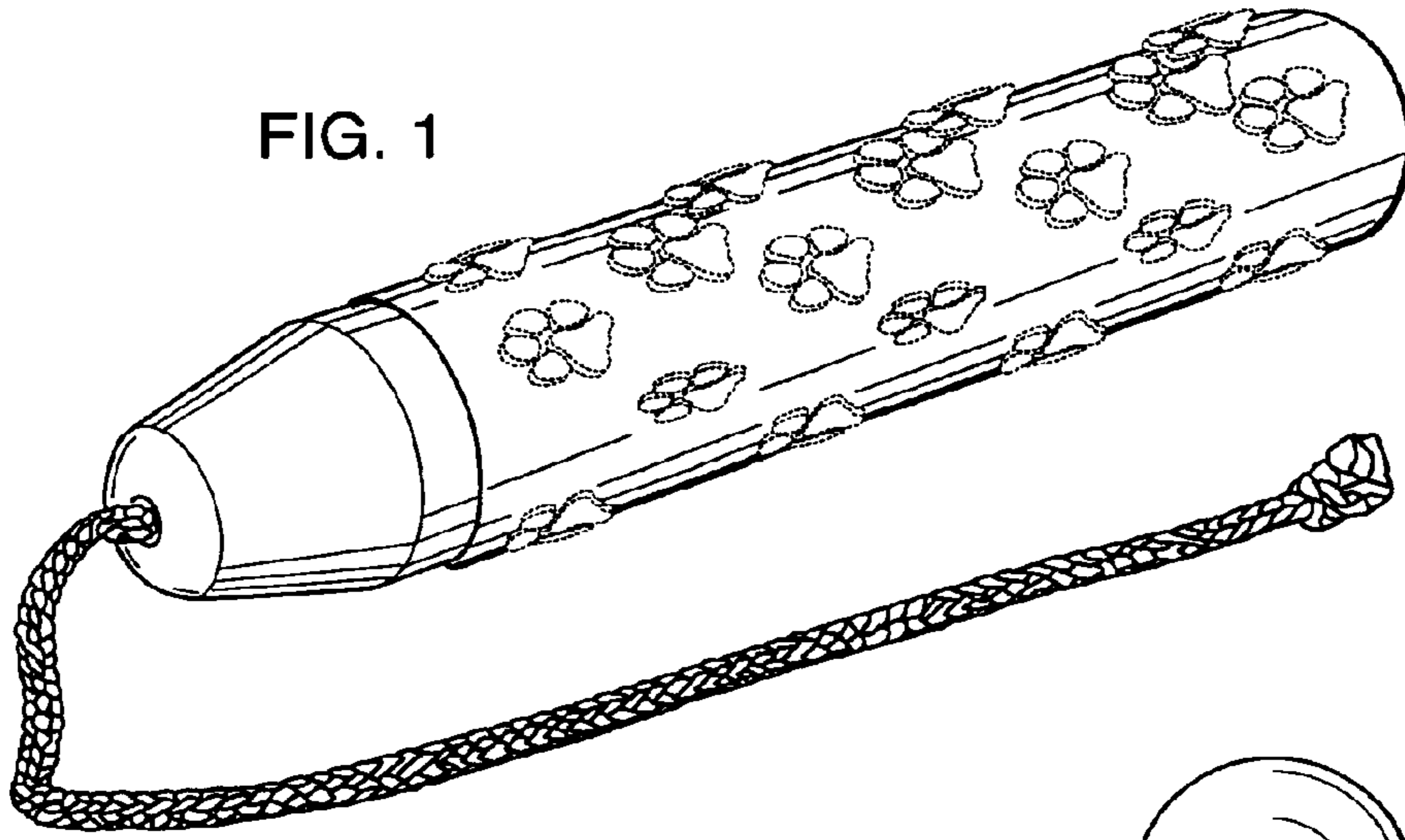


FIG. 3

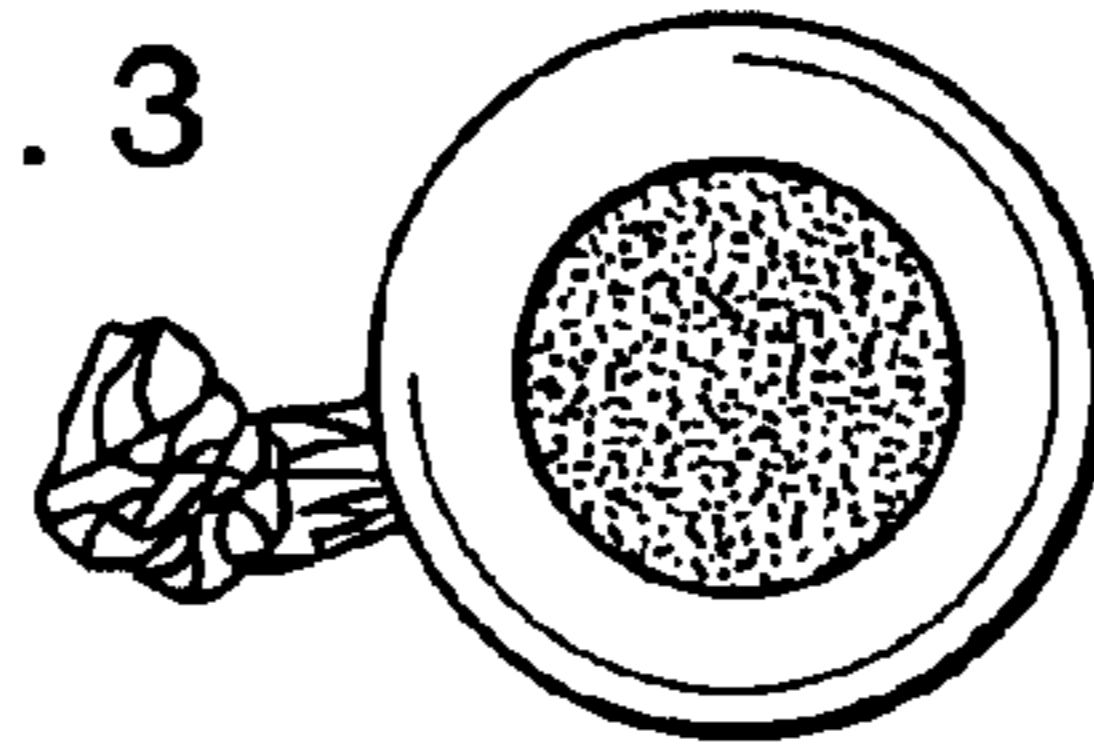


FIG. 2

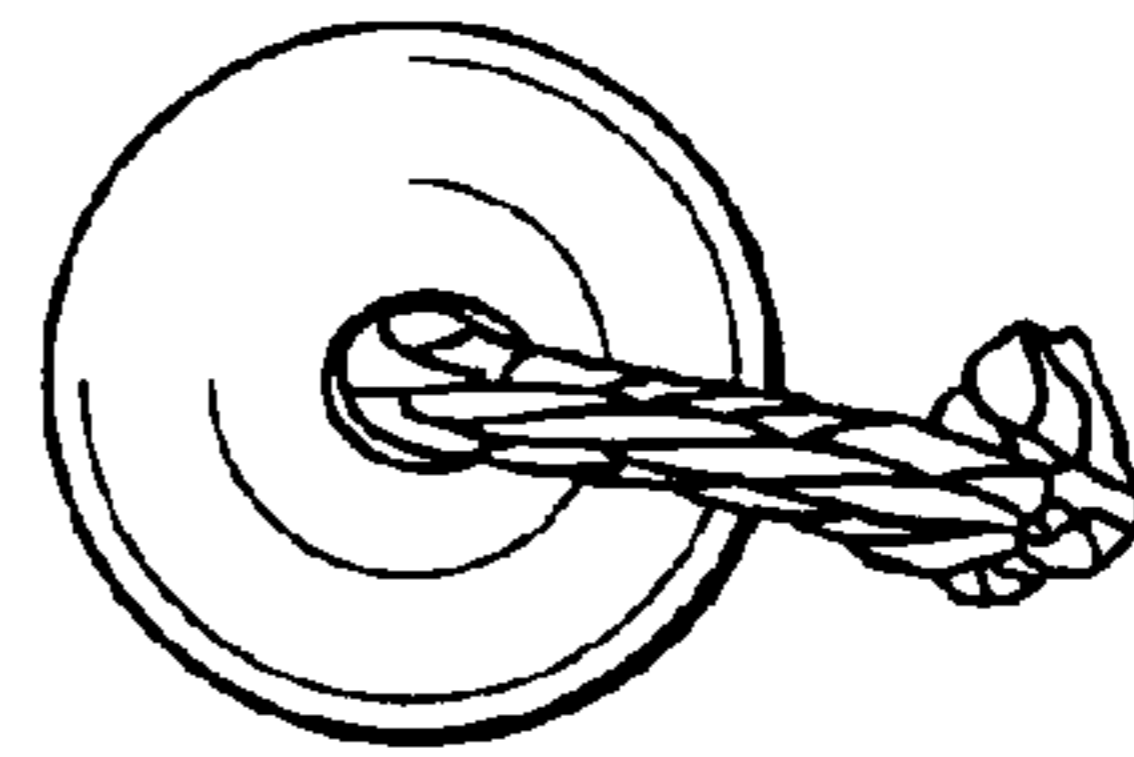


FIG. 4

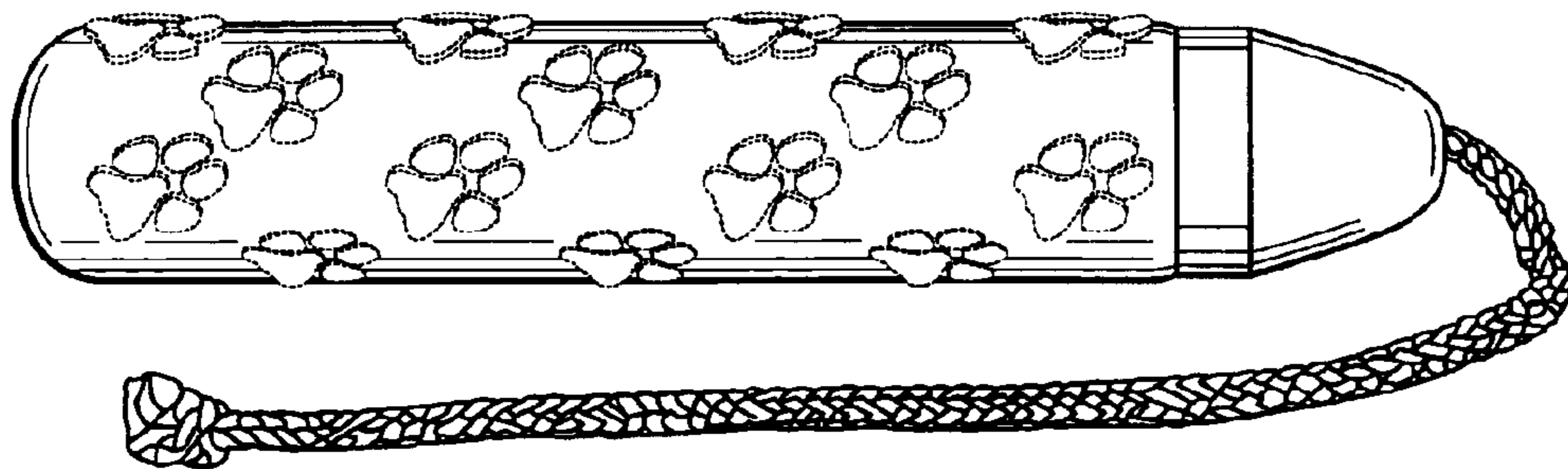
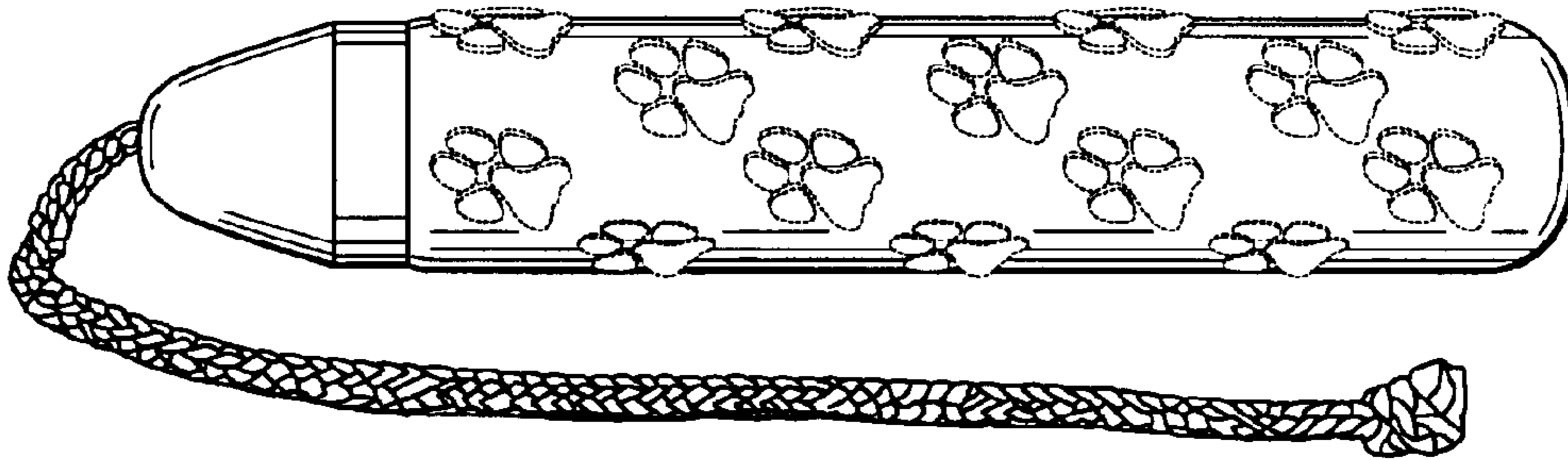


FIG. 5