



US00D517743S

(12) **United States Design Patent**
Perrin

(10) **Patent No.:** **US D517,743 S**
(45) **Date of Patent:** **** Mar. 21, 2006**

- (54) **HOTPAD**
- (75) **Inventor:** **Frédéric Perrin, Reims (FR)**
- (73) **Assignee:** **Le Creuset of America, Inc.,
Charleston, SC (US)**
- (**) **Term:** **14 Years**
- (21) **Appl. No.:** **29/195,392**
- (22) **Filed:** **Dec. 9, 2003**
- (51) **LOC (8) Cl. 06-13**
- (52) **U.S. Cl. D29/119**
- (58) **Field of Classification Search** D29/119;
16/435; 2/16, 20, 158; 219/458.1, 460.1,
219/462.1, 463.1, 464.1; D23/415, 417, 418,
D23/419; D7/323, 331, 362, 363, 367; 126/39 H,
126/39 N, 39 J, 39 K
See application file for complete search history.

- 3,091,682 A * 5/1963 Prather 219/458.1
- 3,246,122 A * 4/1966 Wetzel 219/448.14
- D283,003 S * 3/1986 McKinley D8/1
- D312,126 S * 11/1990 Welsh et al. D23/417
- D312,127 S * 11/1990 Welsh et al. D23/417
- D313,072 S * 12/1990 Welsh et al. D23/417
- D313,466 S * 1/1991 McWilliams D23/314
- D323,385 S * 1/1992 Higgins et al. D23/419
- D340,517 S * 10/1993 Gross D23/419
- D388,553 S * 12/1997 Sapin D29/119
- 6,112,372 A * 9/2000 Zhou et al. 16/435
- D464,176 S * 10/2002 Cintron D29/119
- 2002/0121510 A1 * 9/2002 Petri et al. 219/460.1

FOREIGN PATENT DOCUMENTS

EP 0637194 A1 * 2/1995

* cited by examiner

Primary Examiner—Sandra S. Snapp
(74) *Attorney, Agent, or Firm*—Gary L. Bush, Esq.;
Andrews Kurth LLP

(56) **References Cited**

U.S. PATENT DOCUMENTS

- 456,230 A * 7/1891 Wilson 15/244.3
- D33,794 S * 12/1900 White D23/415
- 2,026,797 A * 1/1936 Pierson 219/536
- 2,070,498 A * 2/1937 Tournier 219/453.14
- 2,235,313 A * 3/1941 Cleveland 81/3.4
- 2,261,064 A * 10/1941 Katz 2/20
- 2,306,062 A * 12/1942 Katz 2/20
- 2,417,977 A * 3/1947 French 219/393
- D176,456 S * 12/1955 French D23/417
- 3,051,818 A * 8/1962 Prather 219/453.14

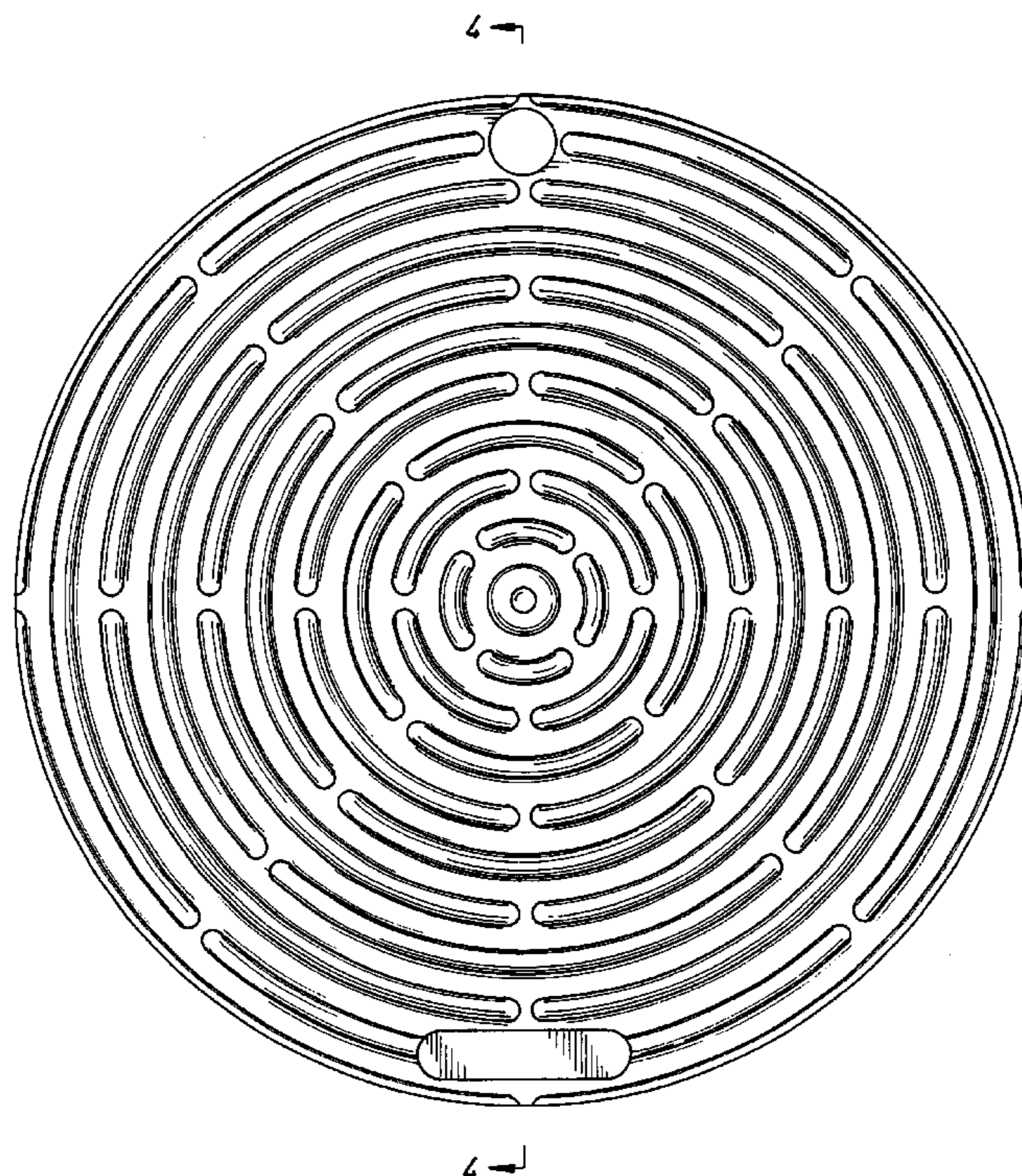
(57) **CLAIM**

The ornamental design for a hotpad, as shown and described.

DESCRIPTION


FIG. 1 is a top view of the hotpad of the invention;
FIG. 2 is a side view of the hotpad;
FIG. 3 is a bottom view of the hotpad; and,
FIG. 4 is a cross section view of the hotpad taken along lines
4-4 of FIG. 1.

1 Claim, 2 Drawing Sheets



4 →

FIG. 1



4 →

FIG. 2



FIG. 3




FIG. 4

