



US00D517729S

(12) **United States Design Patent**  
**Angeletta**

(10) **Patent No.:** **US D517,729 S**  
(45) **Date of Patent:** **\*\* Mar. 21, 2006**

(54) **COMBINED PALM-HELD LIQUID AND LOTION APPLICATOR AND CAP**

(76) **Inventor:** **Joseph G. Angeletta**, 418 Fifth St., Mamaroneck, NY (US) 10543

(\*\*) **Term:** **14 Years**

(21) **Appl. No.:** **29/180,348**

(22) **Filed:** **Apr. 22, 2003**

4,961,661 A	*	10/1990	Sutton et al.	.....	401/6
5,240,339 A	*	8/1993	DeForest et al.	.....	401/207
5,308,181 A	*	5/1994	Hull et al.	.....	401/206
D349,632 S	*	8/1994	Nicholson et al.	.....	D7/613
D364,481 S	*	11/1995	Lambert	.....	D28/7
D377,137 S	*	1/1997	Hurst	.....	D7/515
D405,572 S	*	2/1999	Bouchez	.....	D32/45
D416,478 S	*	11/1999	Craven et al.	.....	D9/675
D446,881 S	*	8/2001	Angeletta	.....	D28/7
D447,280 S	*	8/2001	Angeletta	.....	D28/7
D447,339 S	*	9/2001	Rosmon	.....	D3/271
D449,707 S	*	10/2001	Angeletta	.....	D28/7

**Related U.S. Application Data**

(62) Division of application No. 29/139,629, filed on Apr. 3, 2001, now Pat. No. Des. 480,832.

(51) **LOC (8) Cl.** ..... **28-02**

(52) **U.S. Cl.** ..... **D28/7**

(58) **Field of Classification Search** ..... D28/7, D28/63; D24/119; D9/338, 521, 308, 436, D9/447, 675, 723-726; D4/114, 137, 116, D4/119, 120, 124; 132/317, 320; 401/6, 139, 401/202-207, 196, 266; 15/104.94, 244.1; D32/43, 45, 51, 52, 40; D3/271.12; D7/515  
See application file for complete search history.

(56) **References Cited**

**U.S. PATENT DOCUMENTS**

2,100,855 A	*	11/1937	Kelly	.....	401/205
D199,414 S	*	10/1964	Douglas	.....	D9/675
D203,304 S	*	12/1965	Douglas	.....	D9/675
D210,189 S	*	2/1968	Weckman	.....	D9/308

\* cited by examiner

*Primary Examiner*—Lucy Lieberman

(74) *Attorney, Agent, or Firm*—Scully, Scott, Murphy & Presser


(57) **CLAIM**

The ornamental design for a combined palm-held liquid and lotion applicator and cap, as shown and described.

**DESCRIPTION**

FIG. 1 is a side elevation of a palm held liquid and lotion applicator shown without the cap for clarity of illustration; FIG. 2 is a bottom plan view of FIG. 1; FIG. 3 is a top plan view of FIG. 1; FIG. 4 is a front elevation of FIG. 1; and, FIG. 5 is a perspective view of the combined palm-held liquid and lotion applicator and cap showing my new design.

**1 Claim, 1 Drawing Sheet**



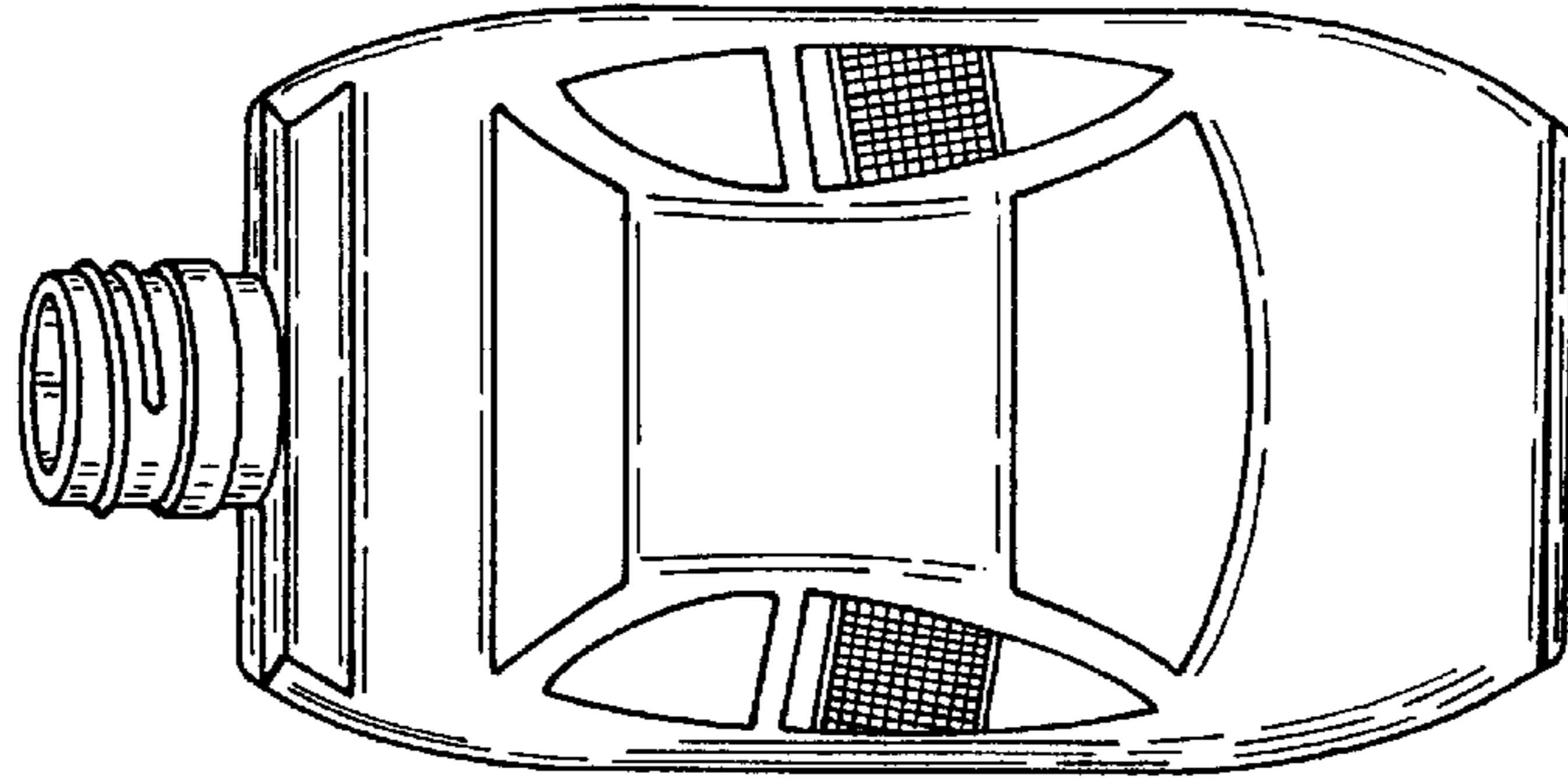


FIG. 3




FIG. 1




FIG. 4

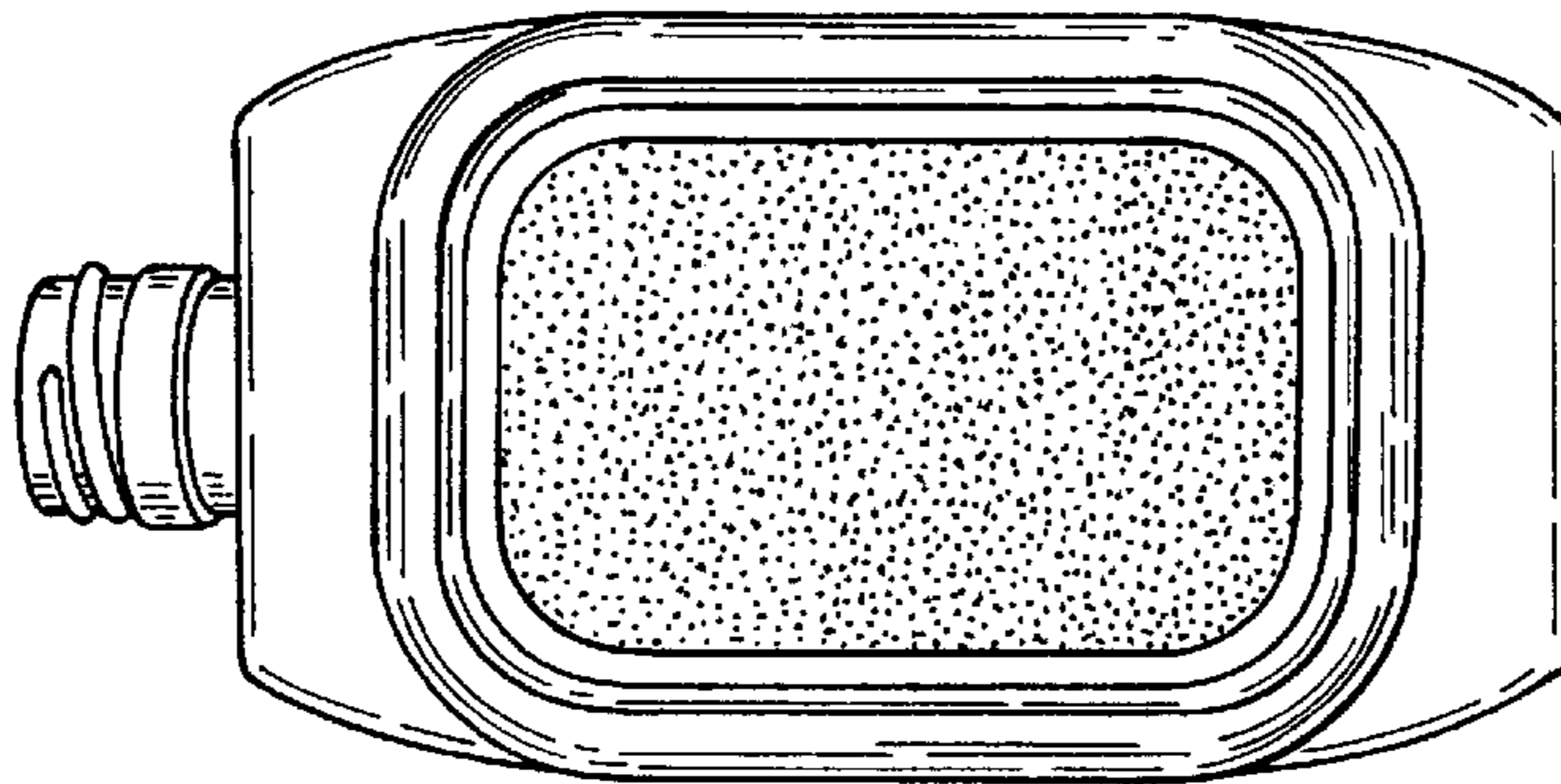


FIG. 2




FIG. 5