



US00D517725S

(12) **United States Design Patent**  
**Egawa et al.**

(10) **Patent No.:** **US D517,725 S**  
(45) **Date of Patent:** **\*\* Mar. 21, 2006**

(54) **LENS FOR LIGHT-EMITTING DEVICE**

(75) Inventors: **Kazuo Egawa**, Tokyo (JP); **Keiichi Shimizu**, Tokyo (JP)

(73) Assignee: **Toshiba Lighting & Technology Corporation**, Tokyo (JP)

(\*\*) Term: **14 Years**

(21) Appl. No.: **29/186,928**

(22) Filed: **Jul. 23, 2003**

(30) **Foreign Application Priority Data**

Mar. 4, 2003 (JP) ..... 2003-005568

(51) **LOC (8) Cl.** ..... **26-99**

(52) **U.S. Cl.** ..... **D26/122**

(58) **Field of Classification Search** ..... D26/76,  
D26/118, 120-122; 362/217, 222, 223, 290,  
362/339, 326-333, 354; 359/352, 834  
See application file for complete search history.

(56) **References Cited**

**U.S. PATENT DOCUMENTS**

- 819,570 A \* 5/1906 Matlowsky ..... 362/327
- 1,241,886 A \* 10/1917 Rowe ..... 362/339
- 1,985,460 A \* 12/1934 Raven ..... 359/445

- 3,163,367 A \* 12/1964 Bodian ..... 362/330
- D200,824 S \* 4/1965 Hammes ..... D23/328
- D201,091 S \* 5/1965 Meyer ..... D26/122
- D206,283 S \* 11/1966 High ..... D26/122
- 3,721,818 A \* 3/1973 Stahlhut ..... 362/297
- D314,638 S \* 2/1991 Kelley ..... D26/122
- D502,284 S \* 2/2005 Egawa et al. .... D26/122

\* cited by examiner

*Primary Examiner*—Clare E Heflin

(74) *Attorney, Agent, or Firm*—J.C. Patent

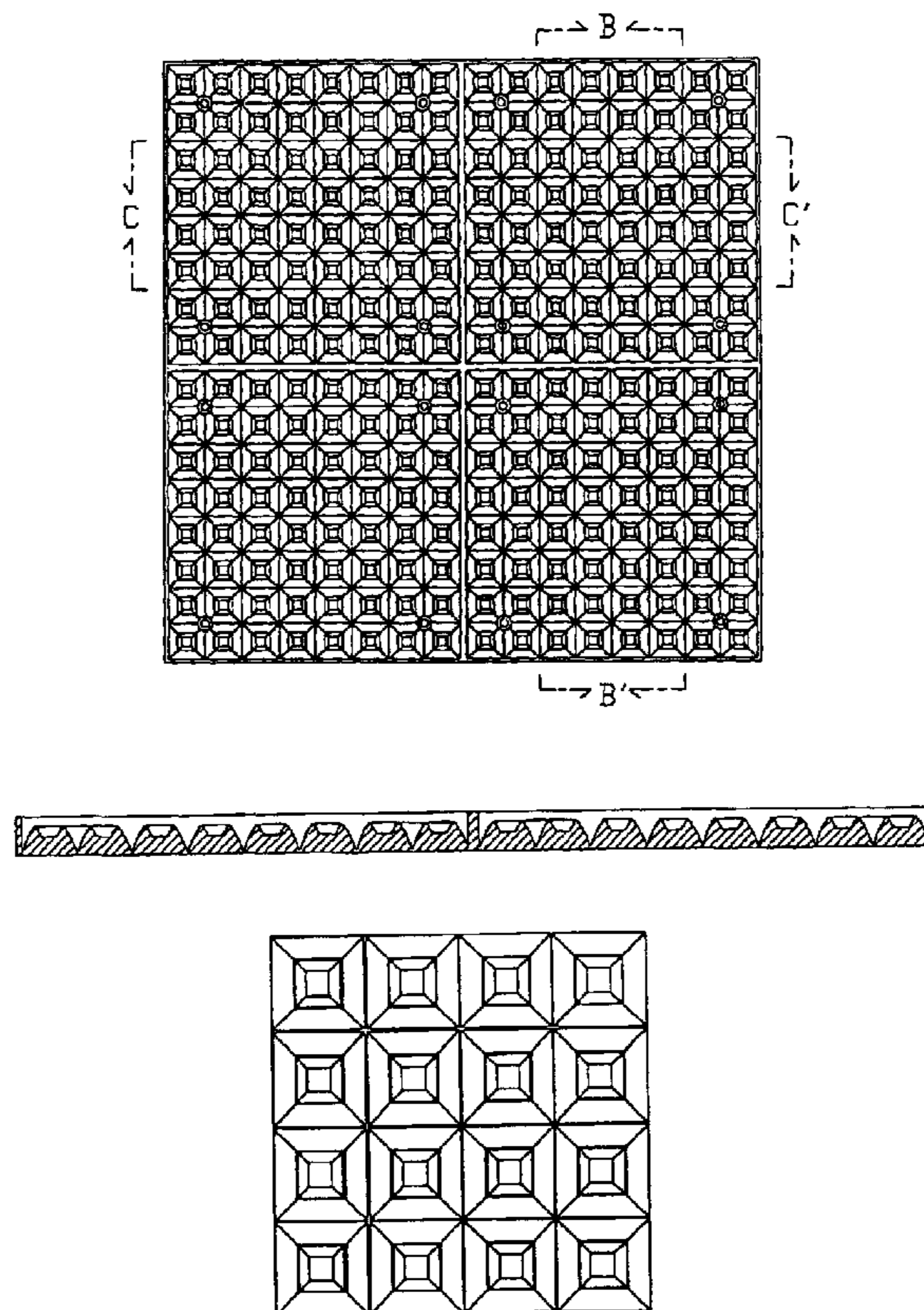
(57) **CLAIM**

The ornamental design for a lens for light-emitting device, as shown and described.

**DESCRIPTION**

FIG. 1 is a front view of a lens for light-emitting device.  
 FIG. 2 is a rear view thereof.  
 FIG. 3 is a right side view thereof, the left side view being a mirror image of the right side view.  
 FIG. 4 is a top view thereof, the bottom view being a mirror image of the top view.  
 FIG. 5 is a reference enlarged view showing A—A cross-section in FIG. 1; and ,  
 FIG. 6 is a reference enlarged view showing an area indicated by B—B' and C—C' in FIG. 2.

**1 Claim, 6 Drawing Sheets**






FIG. 1





FIG. 2



FIG. 3



**FIG. 4**



FIG. 5

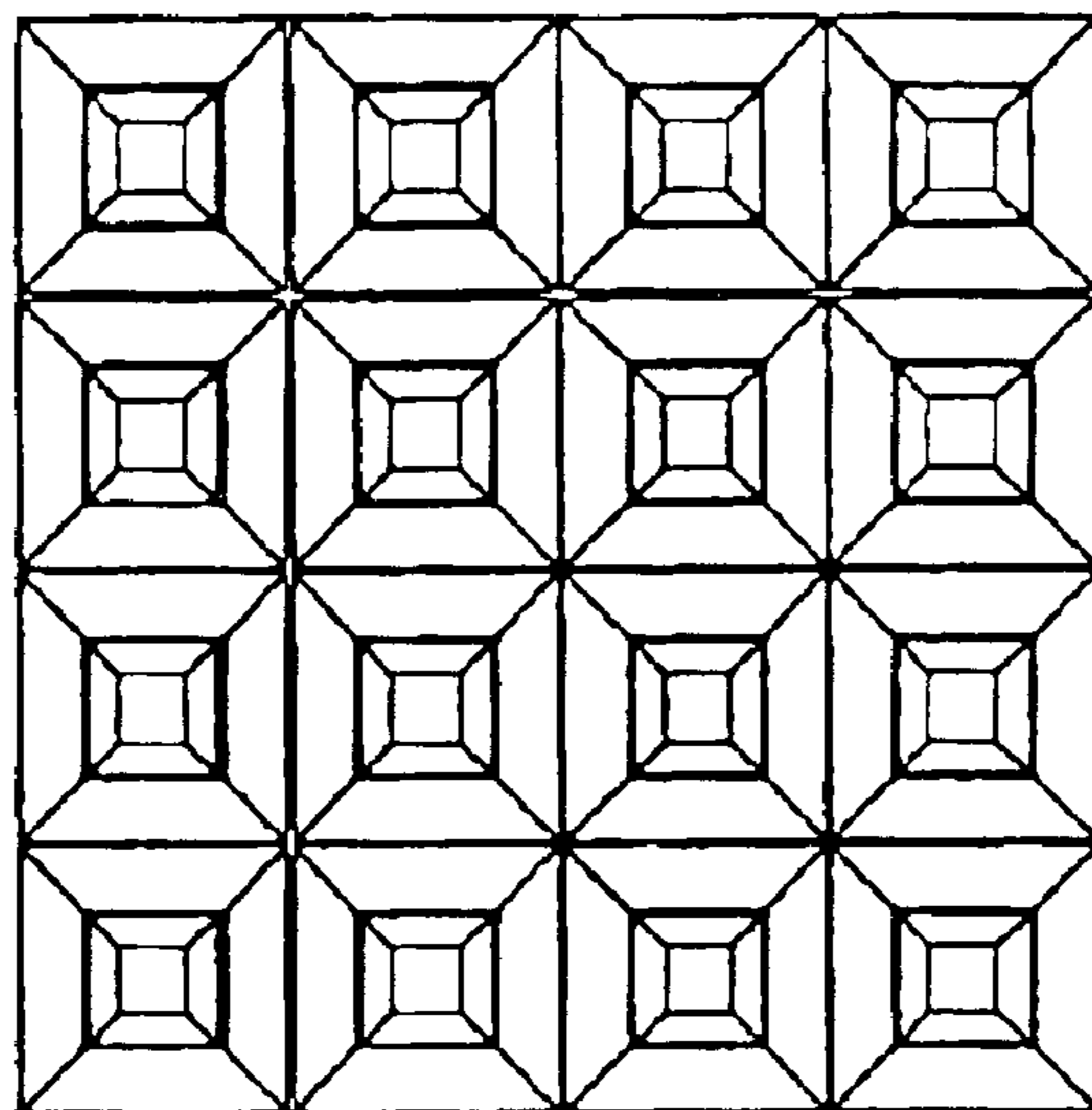


FIG. 6