



US00D517720S

(12) **United States Design Patent**  
**Sanoner**

(10) **Patent No.:** **US D517,720 S**  
(45) **Date of Patent:** **\*\* Mar. 21, 2006**

(54) **OUTDOOR LIGHT**

(76) Inventor: **Hughes Marie Sanoner**, 19B,  
Woodland Ct. Discovery Bay, Hong  
Kong SAR (CN)

(\*\*) Term: **14 Years**

(21) Appl. No.: **29/231,586**

(22) Filed: **Jun. 7, 2005**

(51) **LOC (8) Cl.** ..... **26-05**

(52) **U.S. Cl.** ..... **D26/68**

(58) **Field of Classification Search** ..... D26/67-71,  
D26/85; 362/153, 153.1, 183-185, 362, 363,  
362/431, 805

See application file for complete search history.

(56) **References Cited**

**U.S. PATENT DOCUMENTS**

D47,218 S	*	4/1915	Bouchery	.....	D26/67
D196,981 S	*	11/1963	Pettengill	.....	D26/67
D197,381 S	*	1/1964	Muller	.....	D26/67
D201,515 S	*	6/1965	Pettengill	.....	D26/67
3,339,065 A	*	8/1967	Kelly, Jr.	.....	362/363
3,400,905 A	*	9/1968	Van Dusen, Jr.	.....	362/431
3,721,516 A	*	3/1973	Reese	.....	362/431
D284,311 S	*	6/1986	Patel	.....	D26/67
D329,099 S	*	9/1992	Hall et al.	.....	D26/67
D507,069 S	*	7/2005	Sanoner	.....	D26/68
D507,070 S	*	7/2005	Sanoner	.....	D26/68

**OTHER PUBLICATIONS**

Park Illuminator Top-Pole from Fincom EOOD. Found online at alibaba.com on Aug. 25, 2005.\*

Solar Garden Lamp (A) from Ningbo Hangshun Electrical Co., Ltd.. Found online at hungshun.en.alibaba.com on Aug. 25, 2005.\*

Solar Garden Lamp (B) from Ningbo Hangshun Electrical Co., Ltd.. Found online at hungshun.en.alibaba.com on Aug. 25, 2005.\*

\* cited by examiner

*Primary Examiner*—Clare E Heflin

(74) *Attorney, Agent, or Firm*—Alix, Yale & Ristas, LLP

(57) **CLAIM**

The ornamental design for an outdoor light, as shown and described.

**DESCRIPTION**

FIG. 1 is a front, right side and top perspective view of an outdoor light showing my new design;

FIG. 2 is a right side elevational view thereof;

FIG. 3 is a front elevational view thereof;

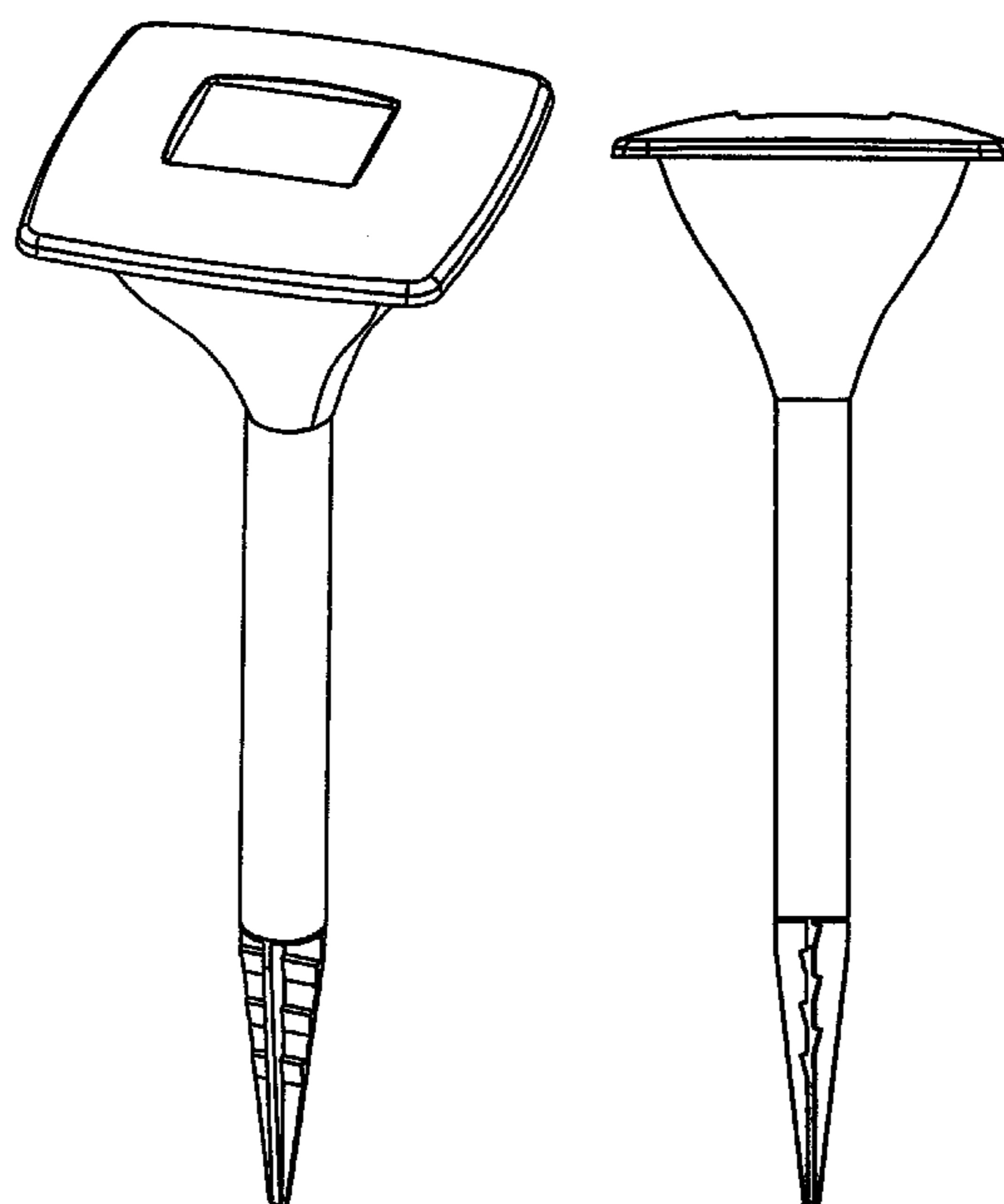
FIG. 4 is a top plan view thereof;

FIG. 5 is a bottom plan view thereof;

FIG. 6 is a front, right side and top perspective view of the lamp portion of the outdoor light, the mounting stake being omitted for illustrative purposes only; and,

FIG. 7 is a front, right side and top perspective view of the diffuser portion of the outdoor light, the housing and mounting stake being omitted for illustrative purposes only.

**1 Claim, 4 Drawing Sheets**



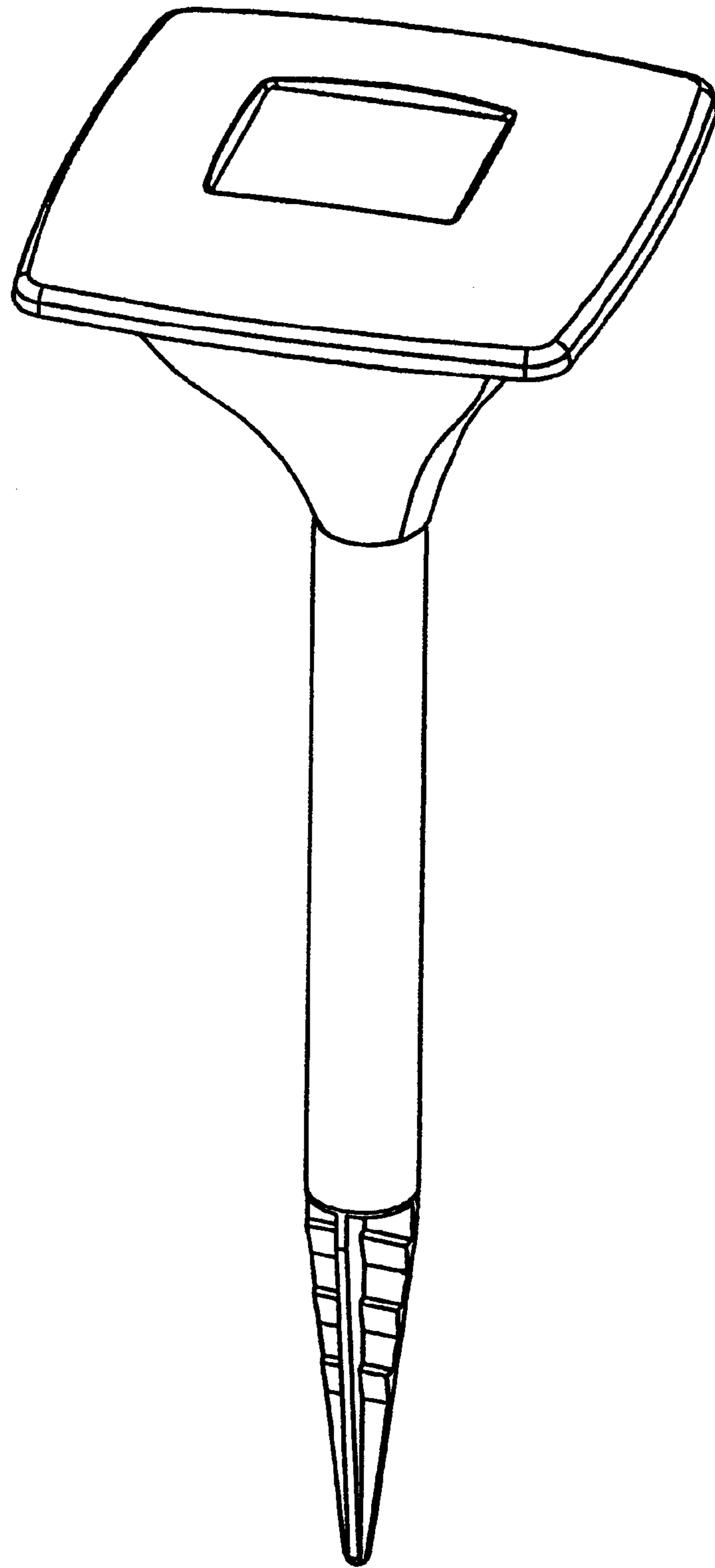


FIG. 1

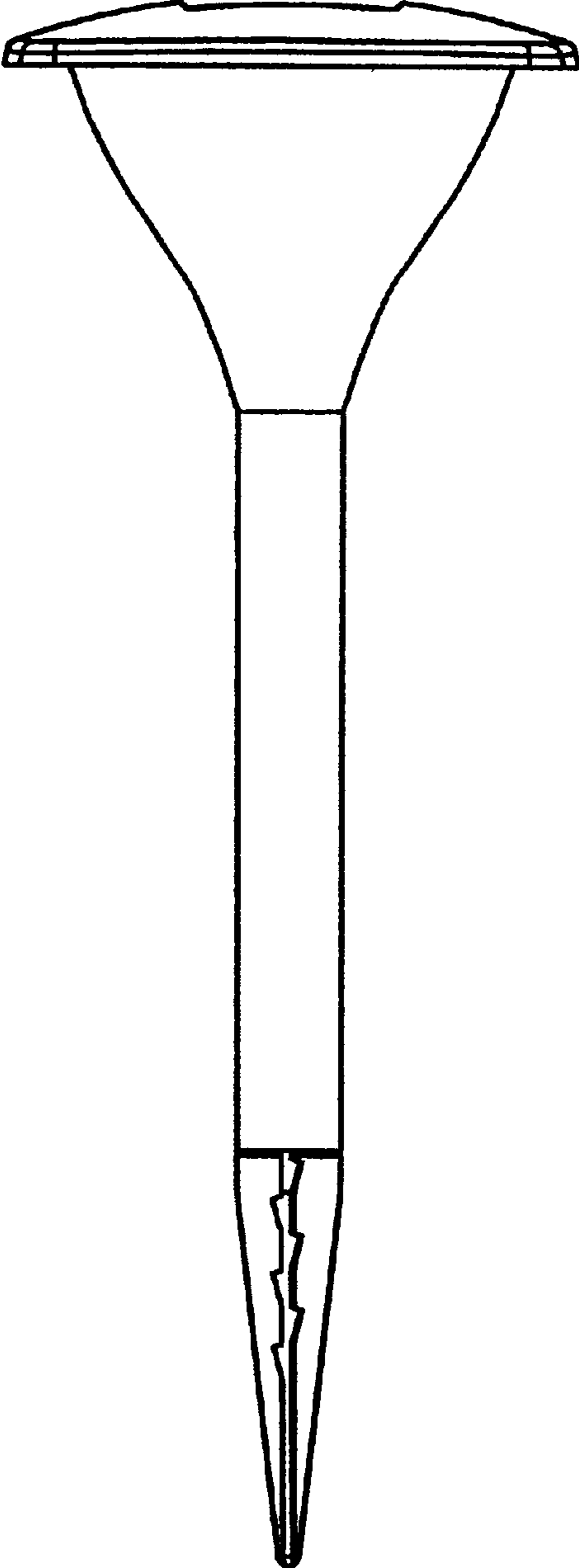


FIG. 2

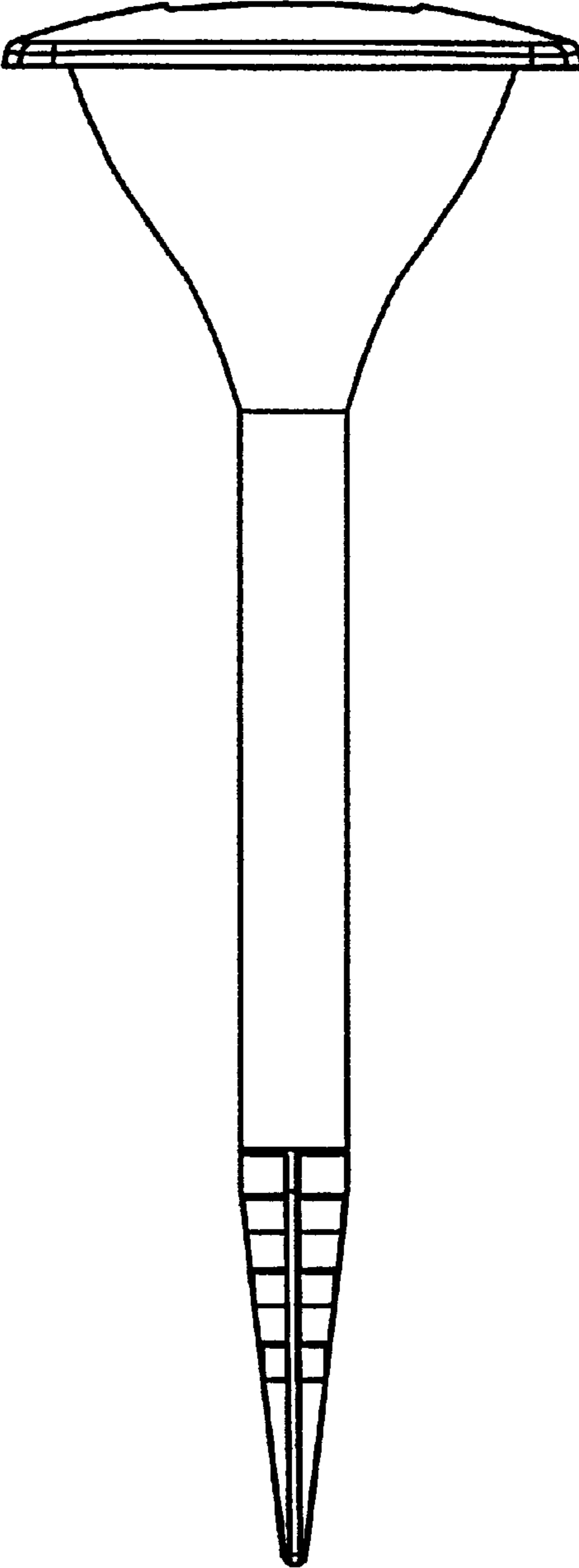
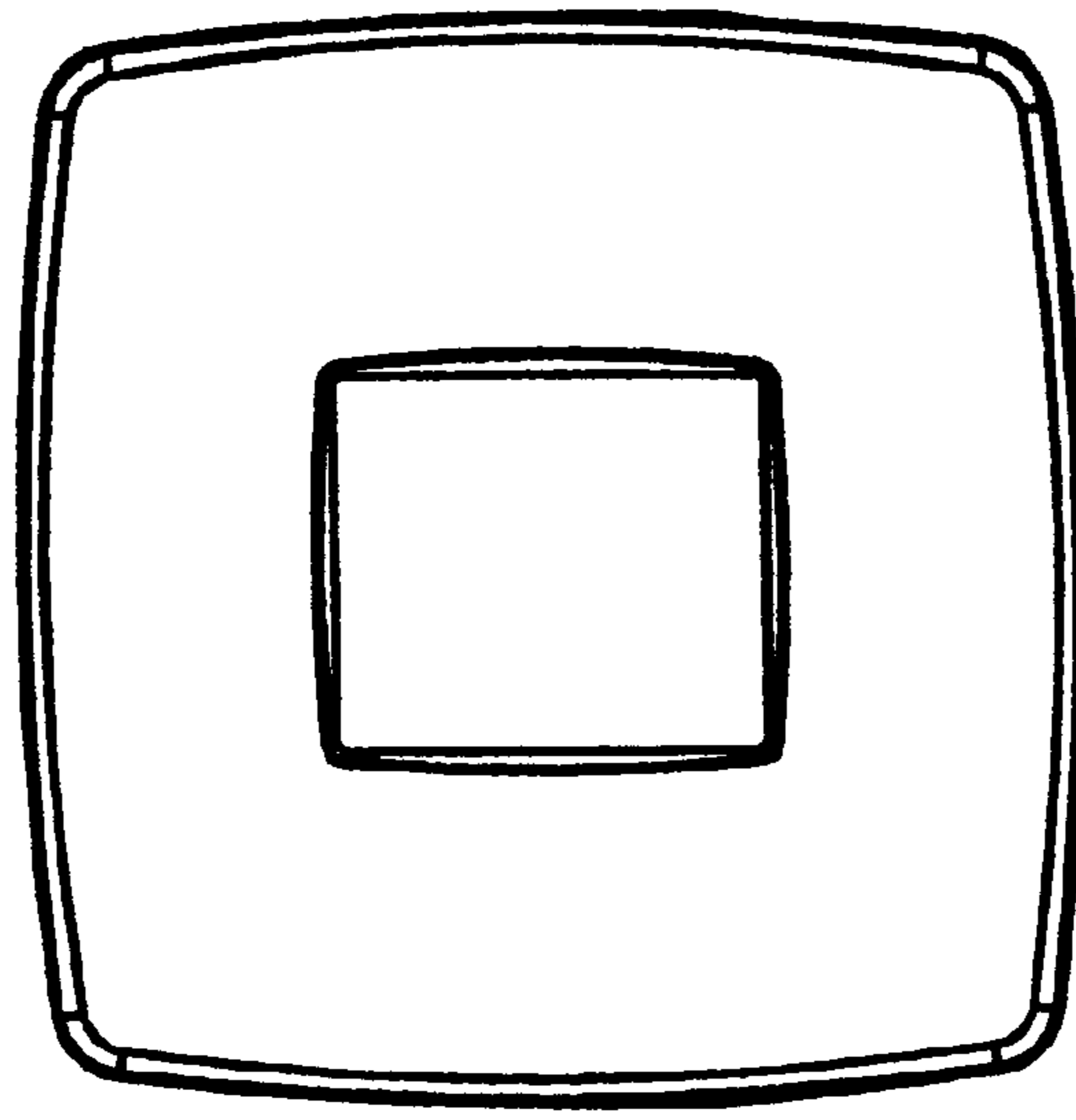



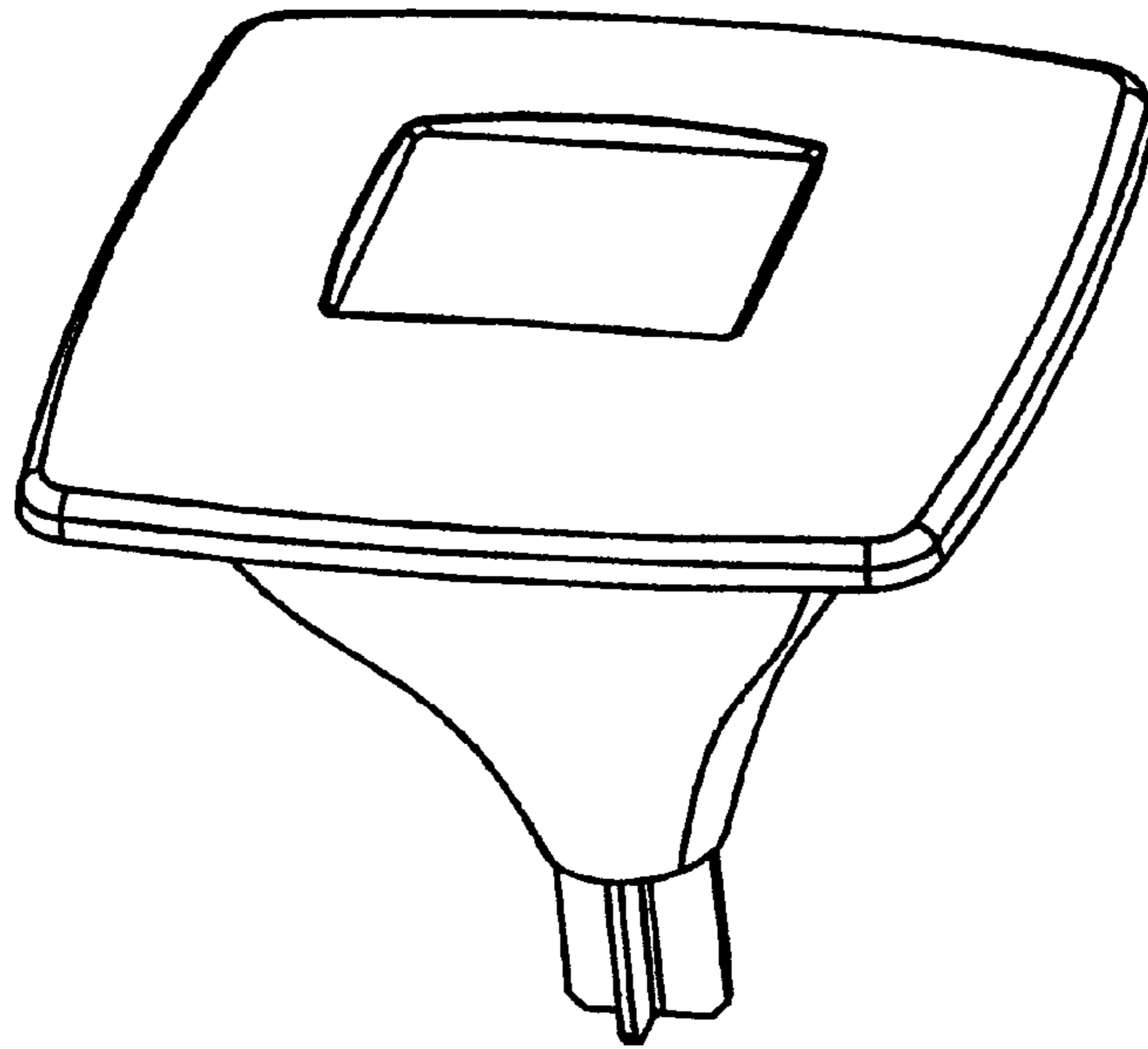
FIG. 3



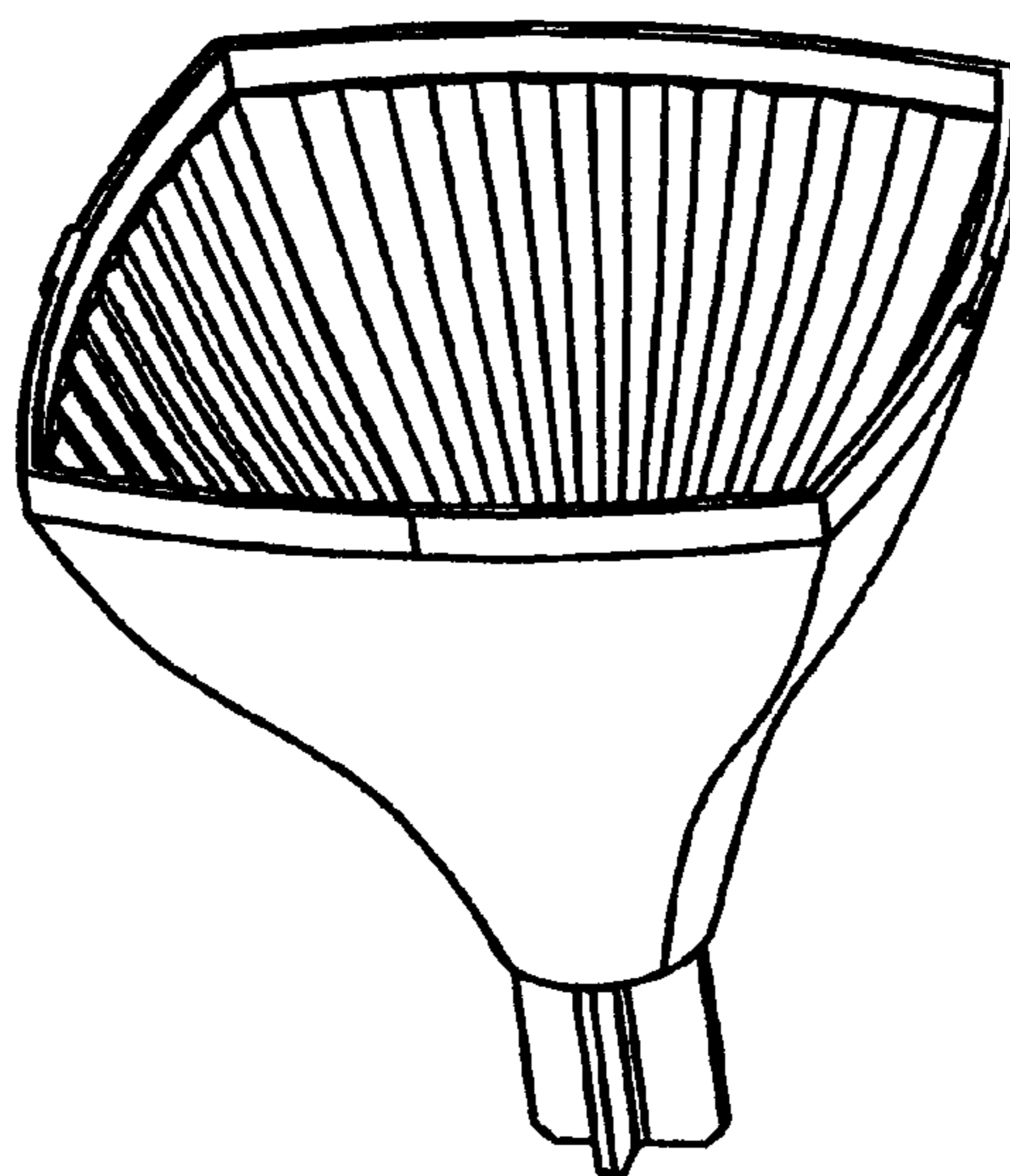
**FIG. 4**



**FIG. 5**



**FIG. 6**



**FIG. 7**