



US00D517704S

(12) **United States Design Patent**
Pettis

(10) **Patent No.:** **US D517,704 S**
(45) **Date of Patent:** **** Mar. 21, 2006**

(54) **LANTERN**

D464,155 S * 10/2002 Lee et al. D26/4

(76) **Inventor:** **Christopher L. Pettis**, 2214 14th St.
NE. #338, Atlanta, GA (US) 30309

* cited by examiner

(**) **Term:** **14 Years**

Primary Examiner—Marcus A. Jackson
(74) *Attorney, Agent, or Firm*—Nora M. Tocups, Esq.

(21) **Appl. No.:** **29/179,950**

(57) **CLAIM**

(22) **Filed:** **Apr. 17, 2003**

The ornamental design for a lantern, as shown and described.

(51) **LOC (8) Cl.** **26-04**

DESCRIPTION

(52) **U.S. Cl.** **D26/4**

(58) **Field of Classification Search** D26/1-4;
313/313, 315, 317, 318; 362/157, 158, 171-174
See application file for complete search history.


FIG. 1 is a perspective view from the front of a lantern.
FIG. 2 is a front view of the lantern.
FIG. 3 is a top view of the lantern.
FIG. 4 is a left side view of the lantern.
FIG. 5 is a right side view of the lantern; and,
FIG. 6 is a back view of the lantern.

(56) **References Cited**

U.S. PATENT DOCUMENTS

D407,163 S * 3/1999 Berkowitz D26/4
D460,572 S * 7/2002 Lee D26/26

1 Claim, 2 Drawing Sheets



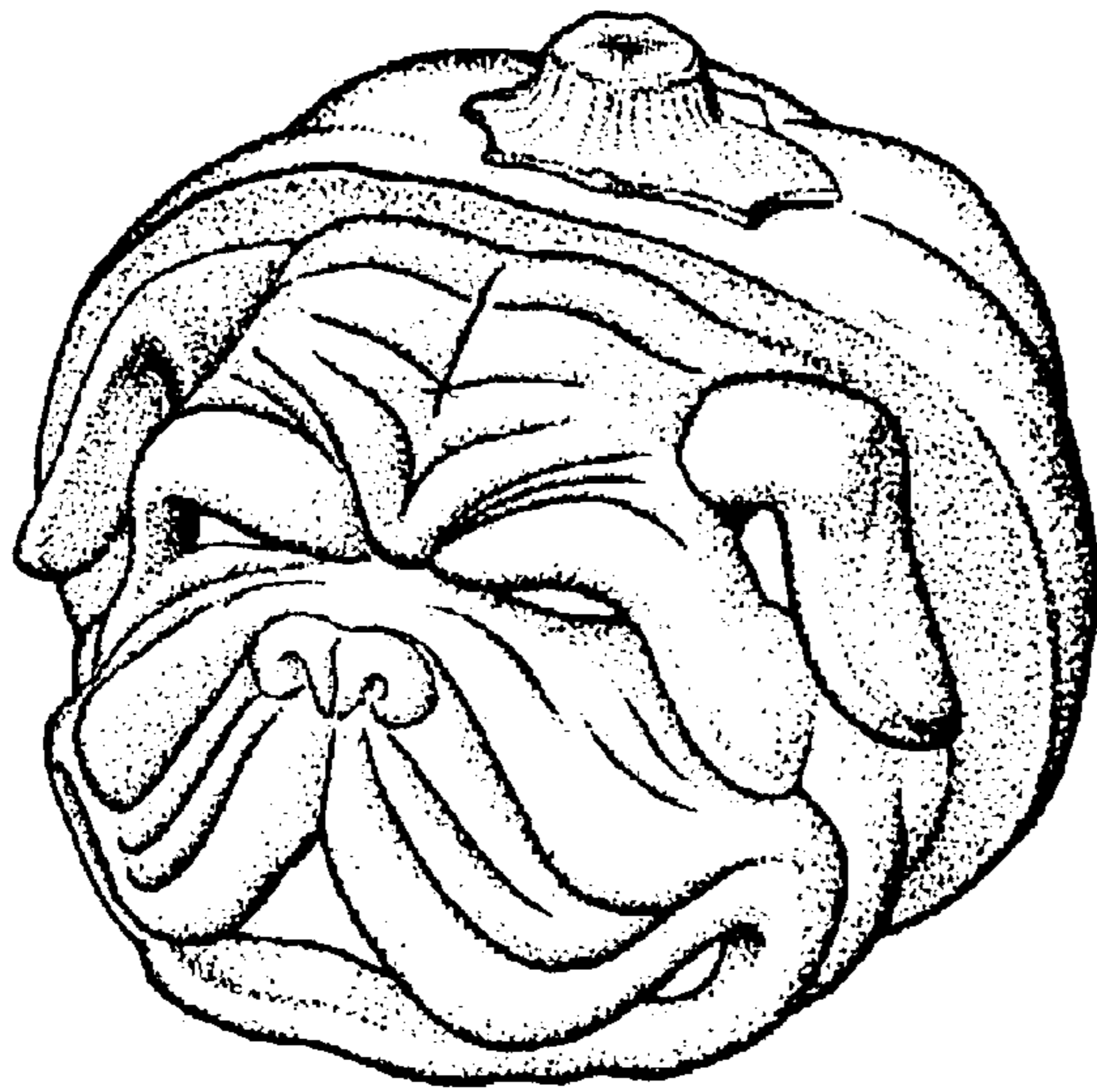


FIG 1




FIG 2

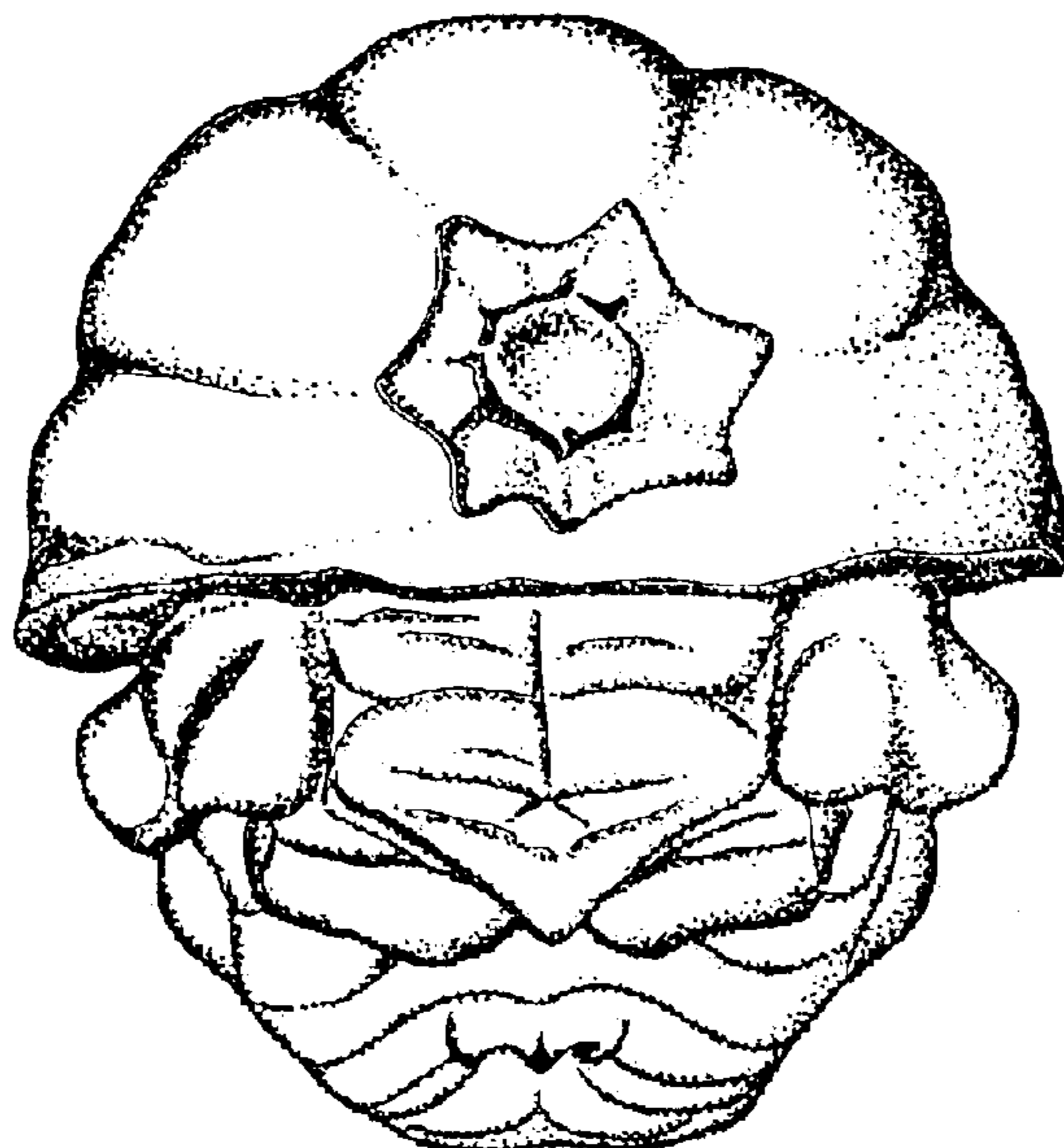


FIG 3

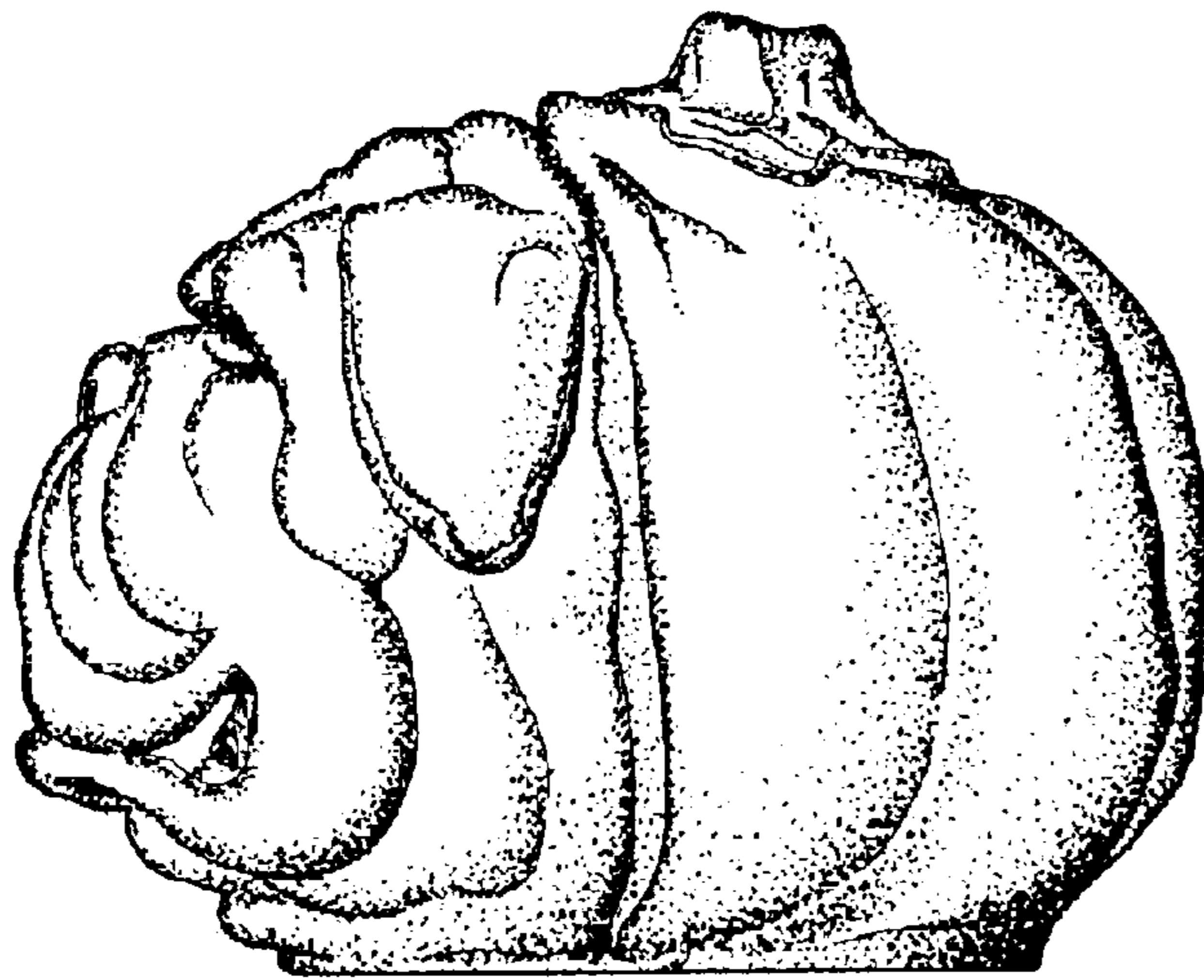


FIG 4




FIG 5




FIG 6