



US00D517698S

(12) **United States Design Patent**
Savage

(10) **Patent No.:** **US D517,698 S**
(45) **Date of Patent:** **** Mar. 21, 2006**

(54) **COLD PILLOW**

(76) **Inventor:** **Christopher P. Savage**, 167 S. Park Dr., Wadsworth, OH (US) 44281

(**) **Term:** **14 Years**

(21) **Appl. No.:** **29/194,177**

(22) **Filed:** **Nov. 21, 2003**

(51) **LOC (8) Cl.** **24-04**

(52) **U.S. Cl.** **D24/206; D24/200; D6/601**

(58) **Field of Classification Search** D24/183, D24/200, 206, 207, 208; D3/20, 252, 301, D3/303, 901, 203.1, 203.6, 203.7, 203.8, D3/205, 206, 285, 289; D6/595, 596, 601, D6/604, 606, 610, 611, 616; D23/139, 351; D19/53; D9/702-703; D27/185; D28/73; 297/228.13; 383/97, 901, 64, 61.3; 206/438, 206/810; 702/1; 160/368.2; 5/421, 423, 434, 5/489, 490, 652.1, 652.2, 636

See application file for complete search history.

(56) **References Cited**

U.S. PATENT DOCUMENTS

D116,977 S	*	10/1939	Bellau	D3/301
2,943,620 A	*	7/1960	Sibert	5/421
2,961,524 A	*	11/1960	Newman	5/421
D190,794 S	*	7/1961	Anson	D6/601
3,428,103 A	*	2/1969	Walsh	D3/289
3,840,918 A		10/1974	Shave		
D282,515 S		2/1986	Wada et al.		
4,858,259 A		8/1989	Simmons et al.		

5,344,437 A		9/1994	Pistay		
5,545,199 A		8/1996	Hudson		
D373,679 S	*	9/1996	Milby	D3/301
5,632,051 A		5/1997	Stanley et al.		
D389,647 S	*	1/1998	White	D3/301
5,916,088 A		6/1999	Gueli		
D435,170 S	*	12/2000	Haapala	D3/252
6,226,818 B1	*	5/2001	Rudick	5/636
D479,083 S	*	9/2003	Oates	D6/601
6,679,405 B1	*	1/2004	Zalis-Hecker et al.	D3/289
6,715,171 B1	*	4/2004	Grabe	5/636
2002/0026295 A1	*	2/2002	Sato et al.	703/1

* cited by examiner

Primary Examiner—Louis S. Zarfes
Assistant Examiner—Melanie Levy

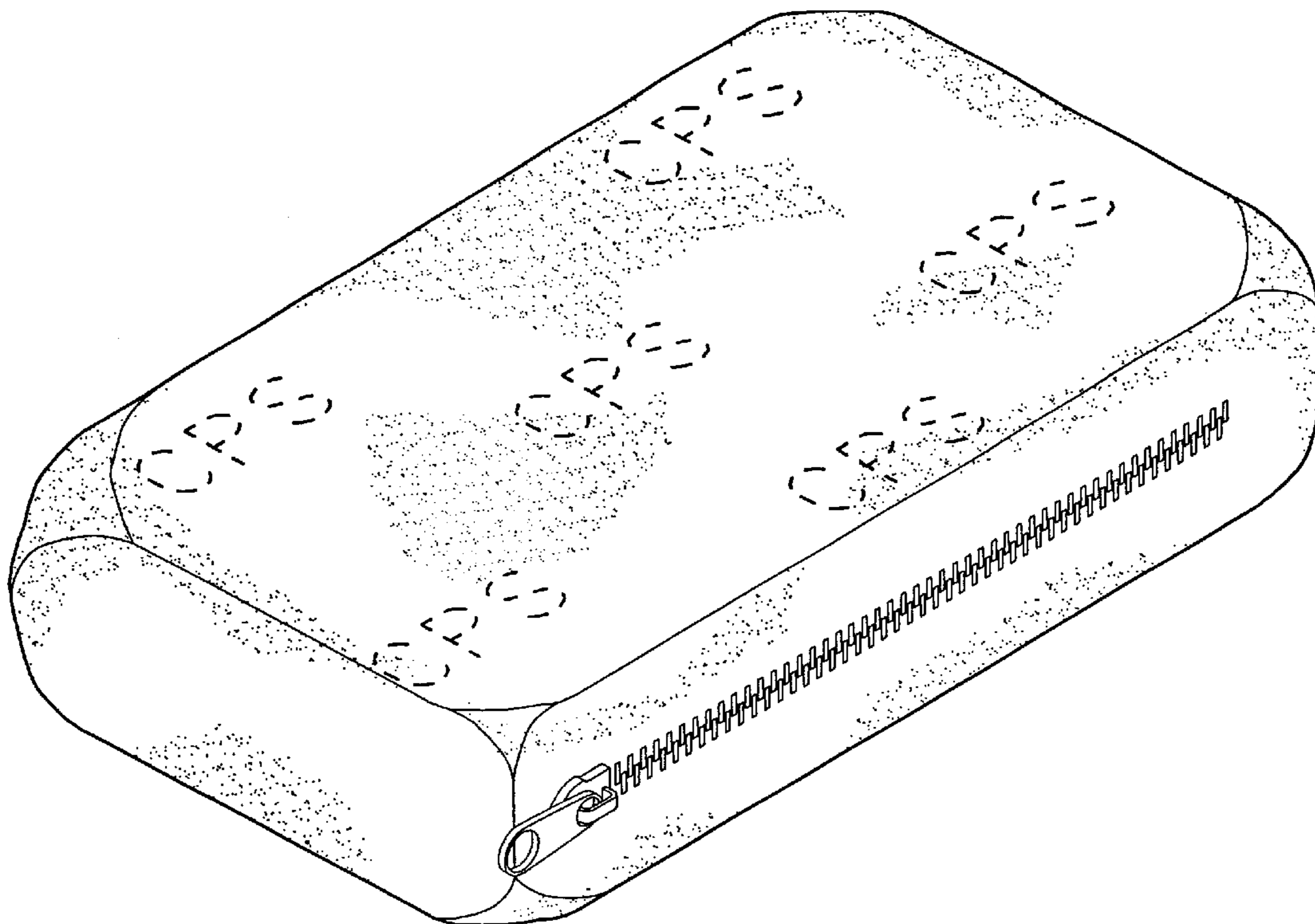
(57) **CLAIM**

The ornamental design for a cold pillow, as shown and described.

DESCRIPTION

FIG. 1 is a perspective view of a cold pillow showing my new design;
FIG. 2 is a top plan view thereof;
FIG. 3 is a front elevational view thereof;
FIG. 4 is a rear elevational view thereof;
FIG. 5 is a right side elevational view thereof; and,
FIG. 6 is a left side elevational view thereof.
The broken lines are for illustration only and form no part of the claimed design.

1 Claim, 2 Drawing Sheets



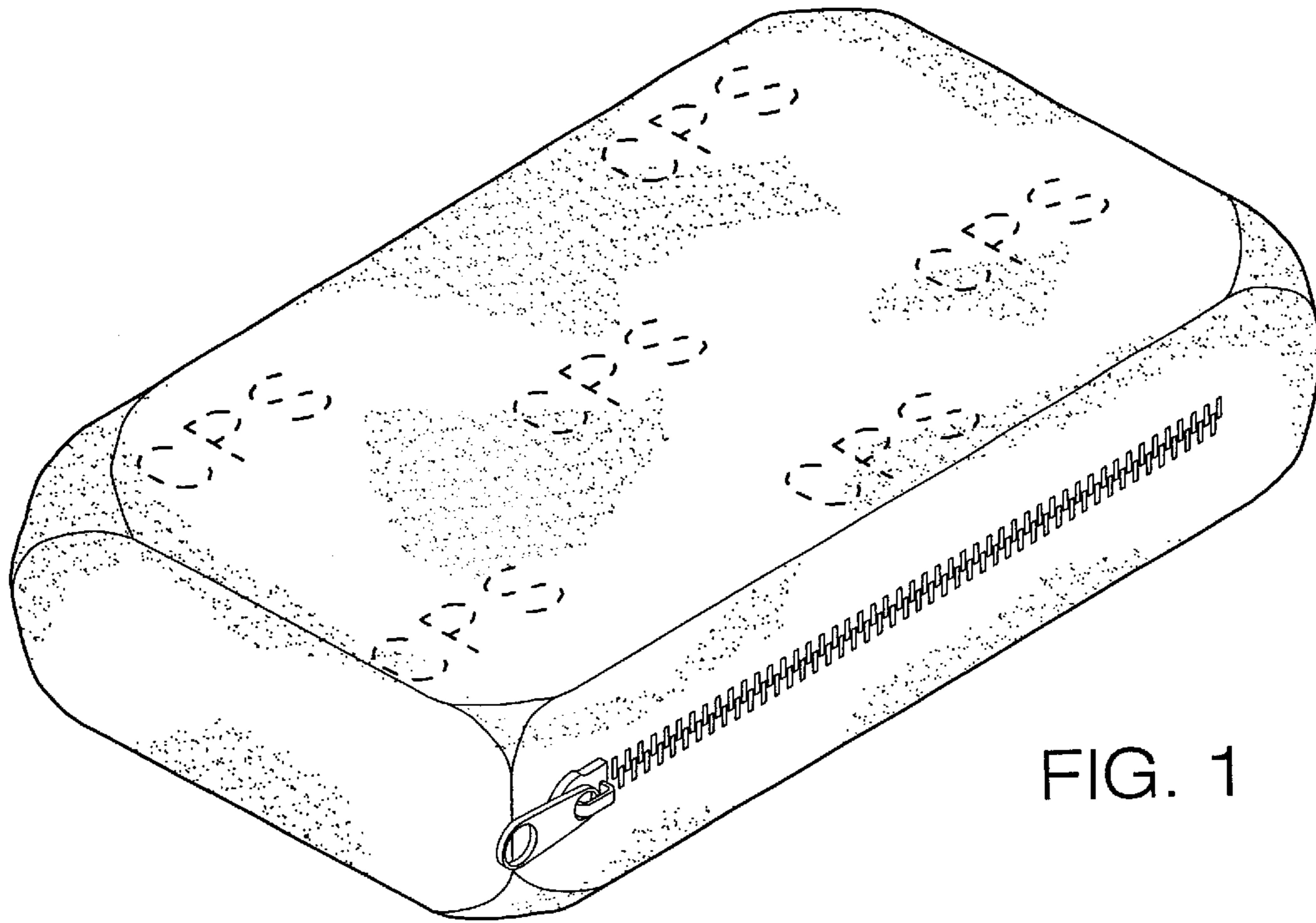


FIG. 1

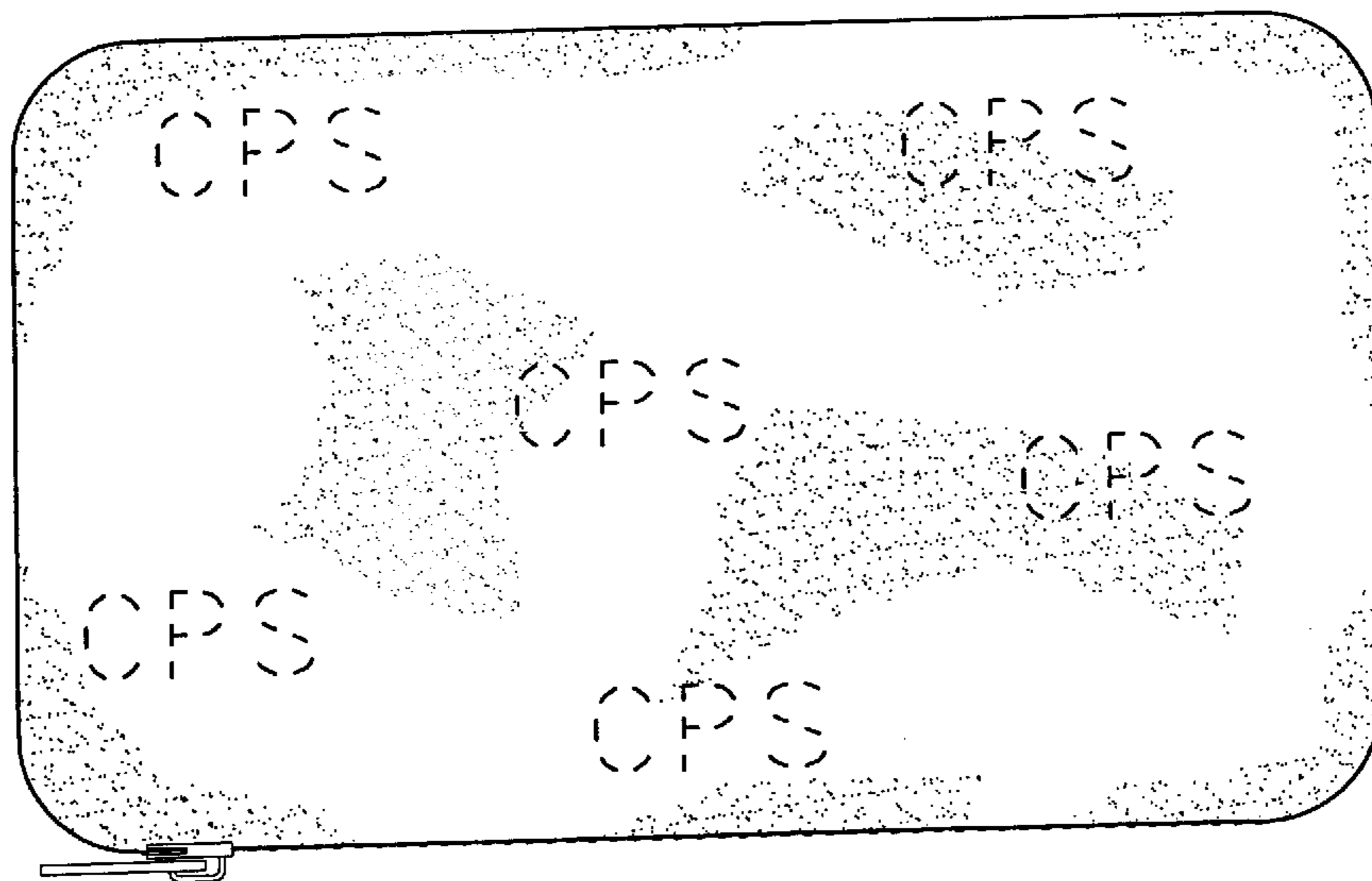


FIG. 2

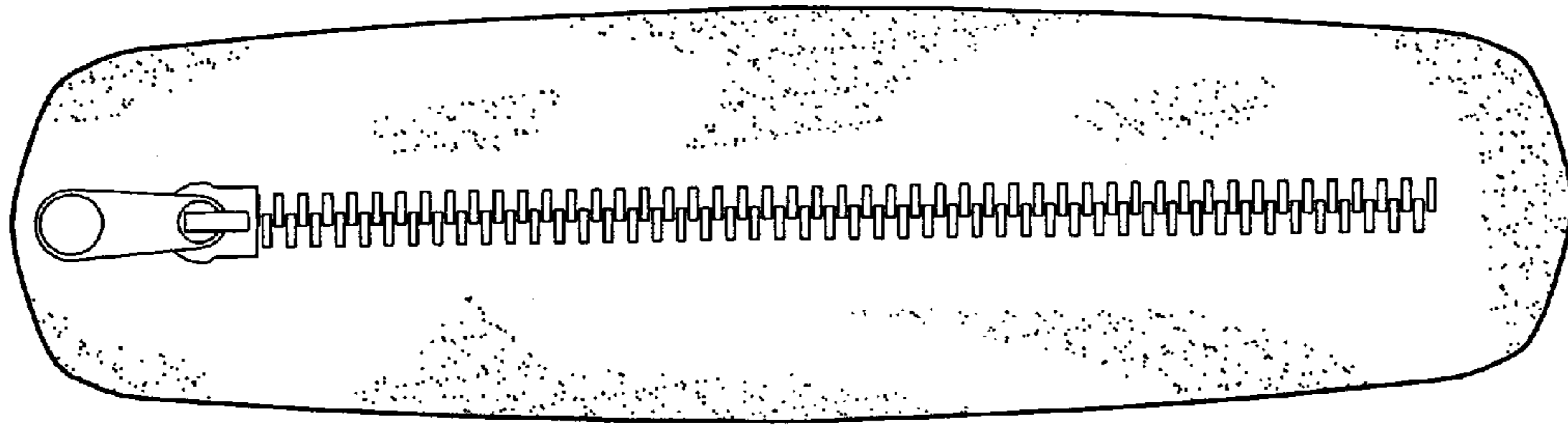


FIG. 3

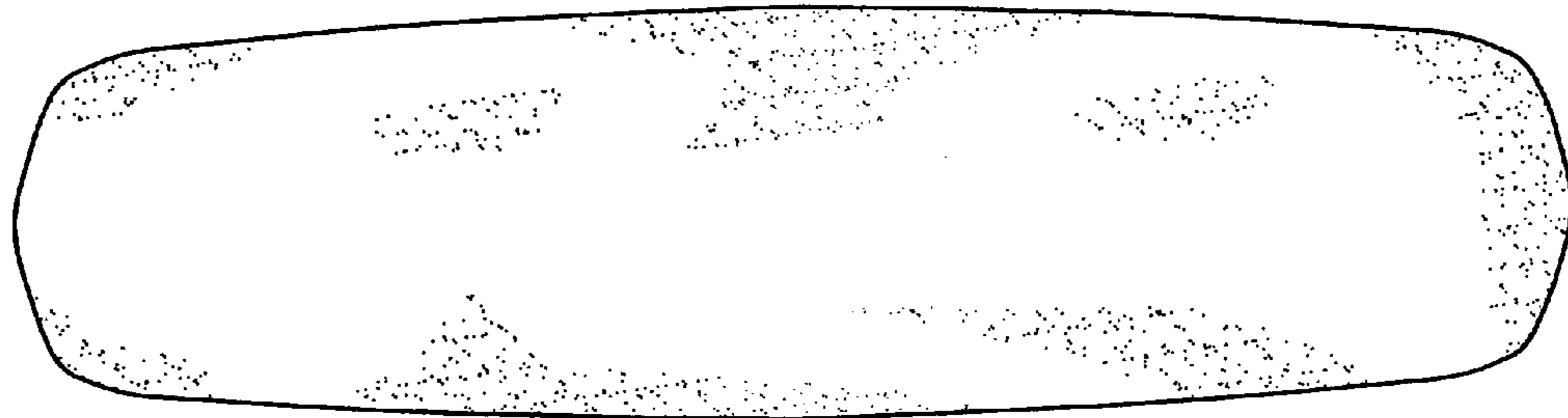


FIG. 4

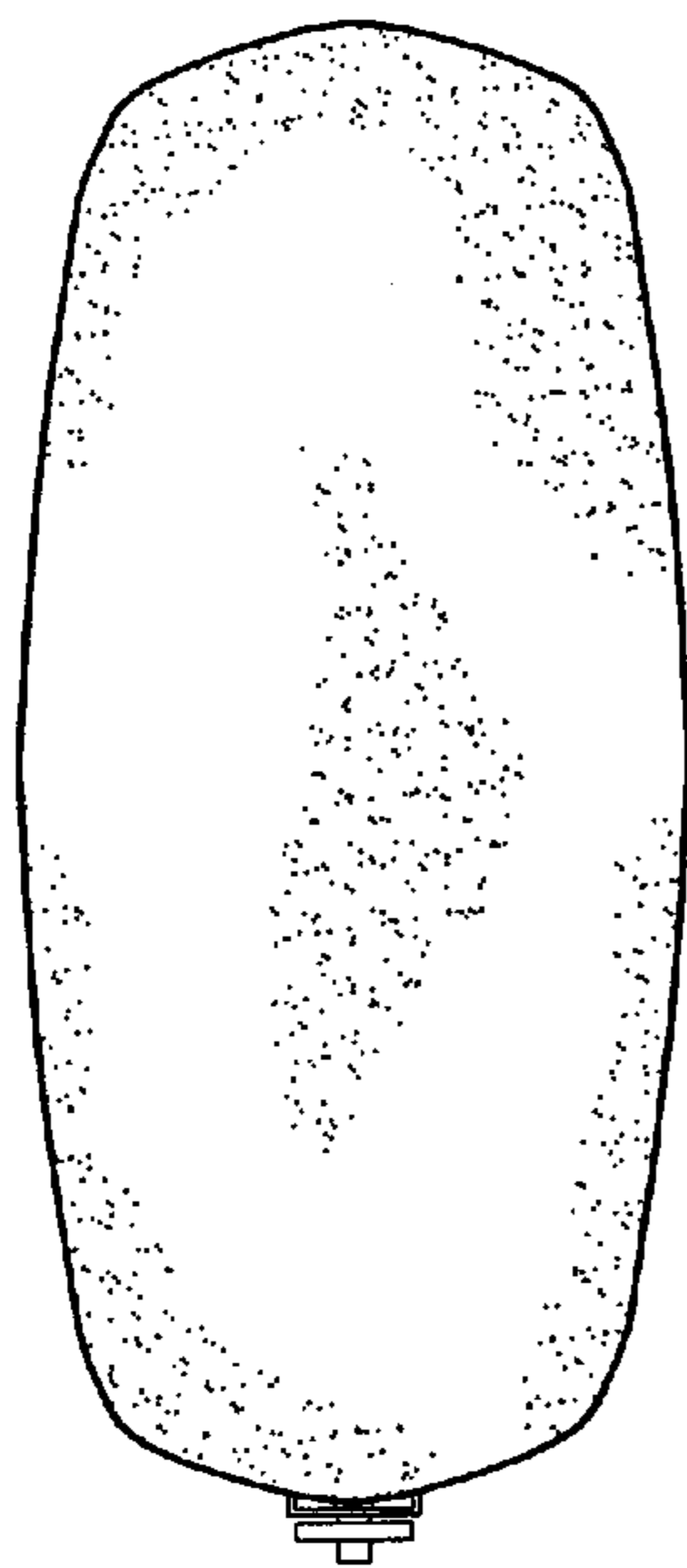


FIG. 5



FIG. 6