

US00D517680S

(12) **United States Design Patent**
Butler

(10) **Patent No.: US D517,680 S**
(45) **Date of Patent: ** Mar. 21, 2006**

- (54) **VERTICAL FIREPLACE GRATE**
- (76) **Inventor: Bruce A. Butler, 3 Rivendall Dr.,
Knoxville, TN (US) 37922**
- (**) **Term: 14 Years**
- (21) **Appl. No.: 29/202,346**
- (22) **Filed: Mar. 30, 2004**
- (51) **LOC (8) Cl. 23-03**
- (52) **U.S. Cl. D23/403**
- (58) **Field of Classification Search D23/403-406,
D23/409-410, 415-419, 499, 396-402, 343-347,
D23/350; D25/55, 59, 60; D7/332-335, 339-340,
D7/347-349, 653; D8/DIG. 4; 126/500, 540,
126/543-544, 547; 52/36.3; 16/DIG. 11;
294/14**
See application file for complete search history.

- 4,369,762 A * 1/1983 Ziebert 126/541
- 5,035,438 A * 7/1991 Cronquist 280/79.5
- D343,450 S * 1/1994 Doty D23/410
- D363,000 S * 10/1995 Buff, IV D7/409
- 5,842,465 A * 12/1998 Cassidy 126/540
- D477,062 S * 7/2003 Richard D23/348
- 6,637,713 B1 10/2003 Kleve et al.

* cited by examiner

Primary Examiner—Sandra S. Snapp
(74) *Attorney, Agent, or Firm*—Pitts & Brittan, P.C.

(57) **CLAIM**

The ornamental design for a vertical fireplace grate, as shown and described.

DESCRIPTION

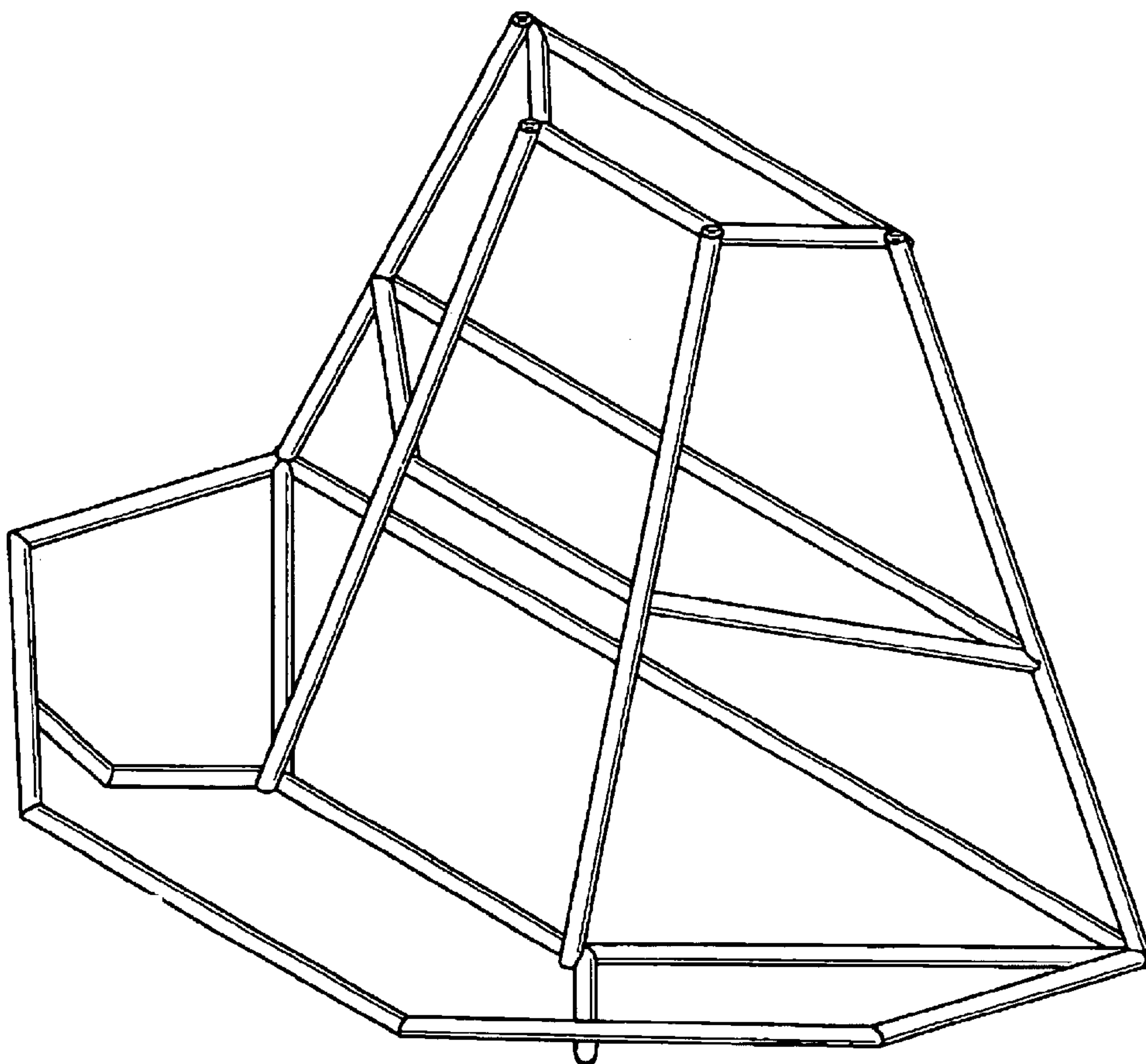
FIG. 1 is a perspective view of a vertical fireplace grate of the present invention;
FIG. 2 is a front elevation view thereof;
FIG. 3 is a back elevation view thereof;
FIG. 4 is a right side elevation view thereof, the left side elevation view being a mirror image thereof;
FIG. 5 is a top plan view thereof; and,
FIG. 6 is a bottom plan view thereof.

(56) **References Cited**

U.S. PATENT DOCUMENTS

- D267,223 S * 12/1982 Hassett et al. D23/398
- D267,464 S * 1/1983 Hassett et al. D23/398
- D267,465 S * 1/1983 Hassett et al. D23/398
- D267,466 S * 1/1983 Hassett et al. D23/398

1 Claim, 4 Drawing Sheets



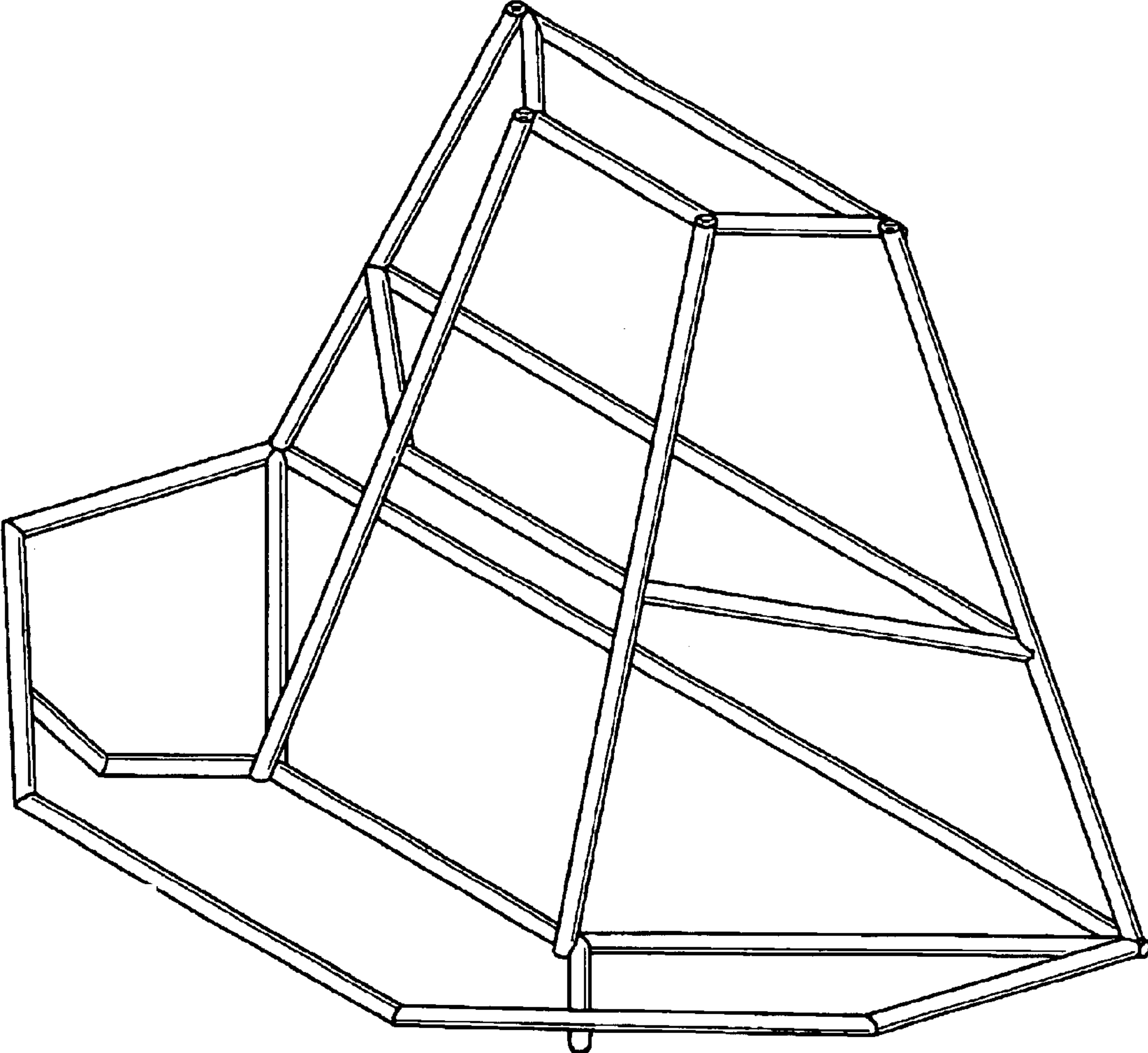


Fig. 1




Fig. 2




Fig. 3

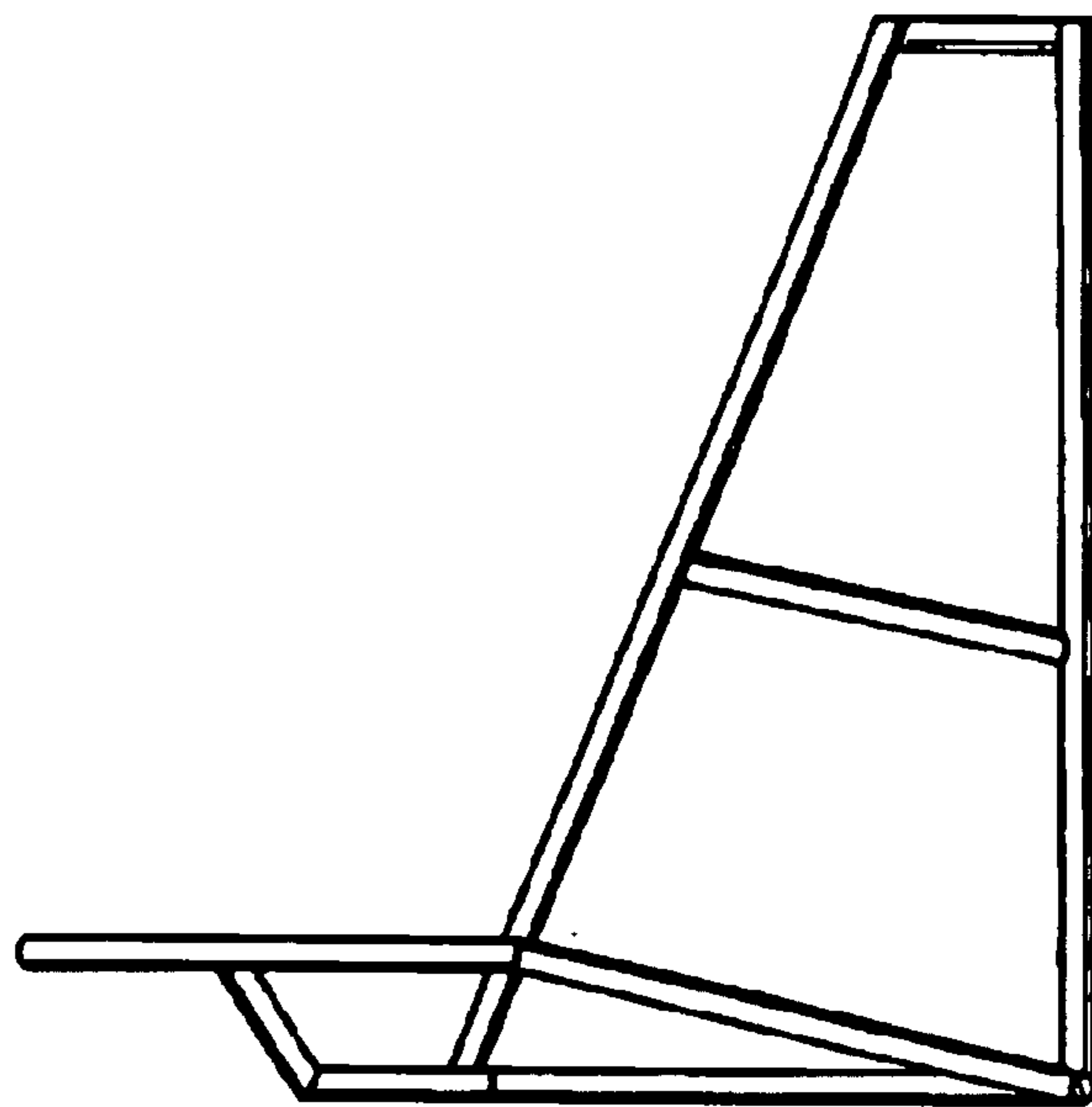


Fig. 4

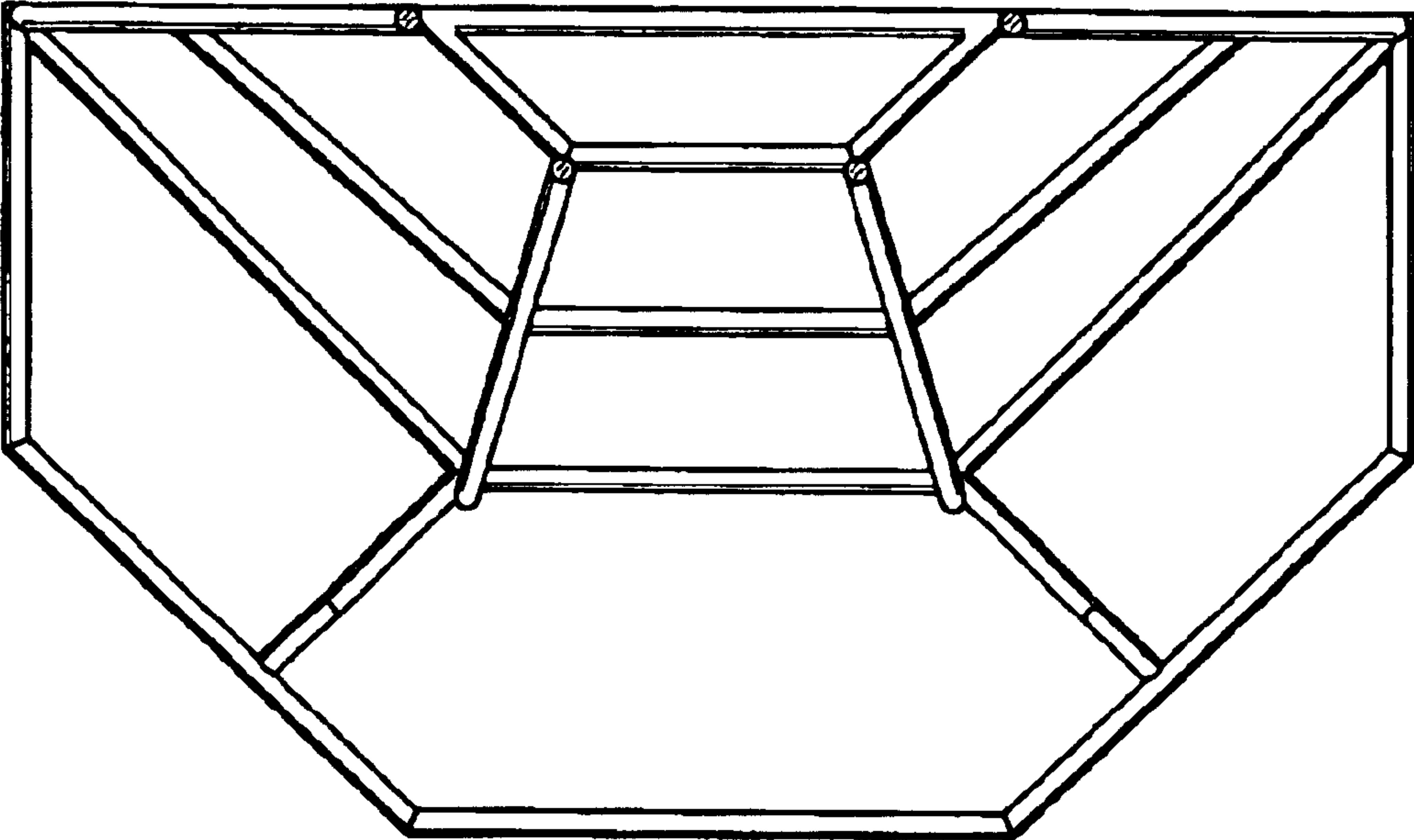


Fig. 5

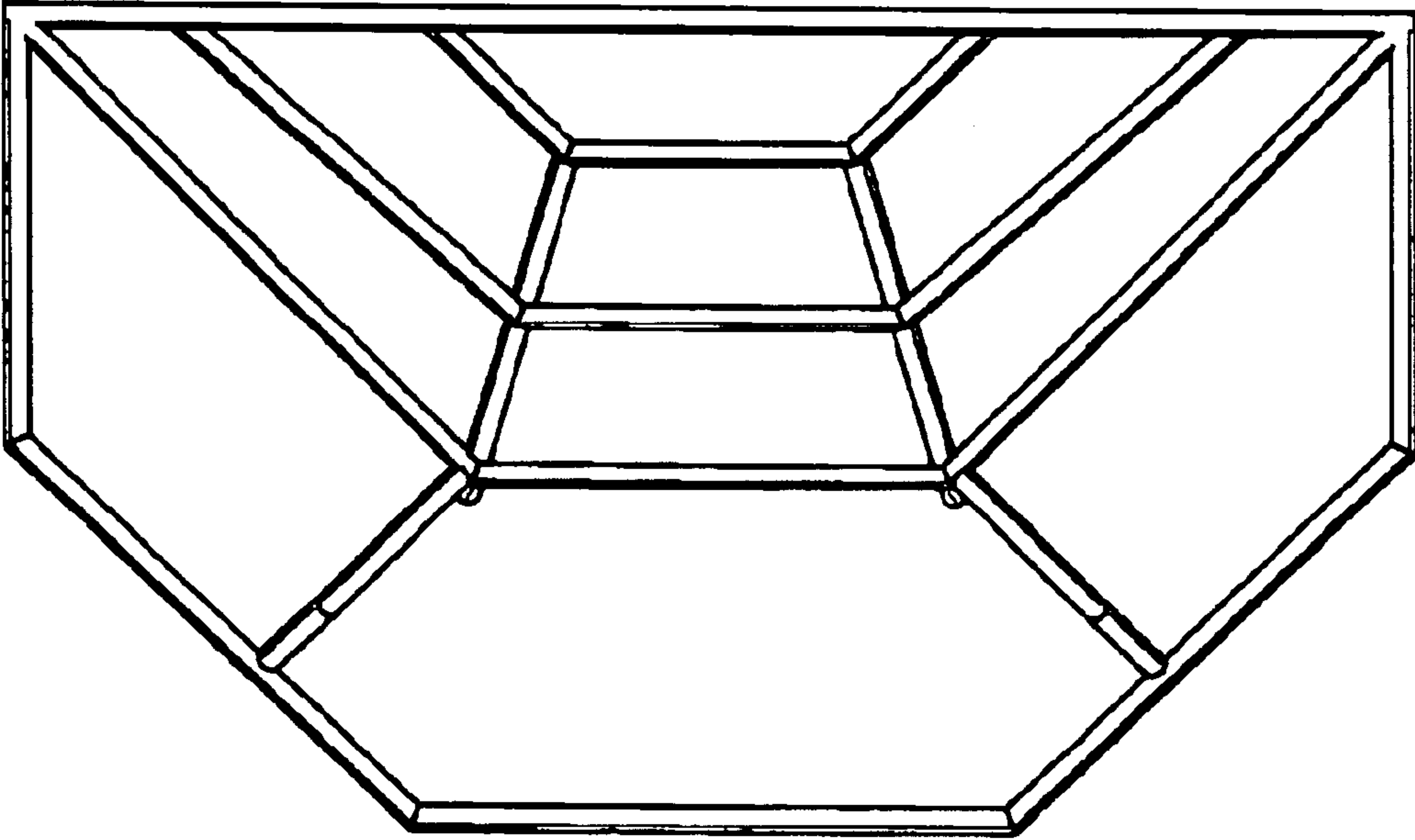


Fig. 6