



US00D517634S

(12) **United States Design Patent** (10) **Patent No.:** **US D517,634 S**  
**Nunez et al.** (45) **Date of Patent:** **\*\* Mar. 21, 2006**

(54) **GOLF CLUB WRENCH** D356,239 S \* 3/1995 Lin ..... D8/82  
D368,943 S \* 4/1996 Johnson ..... D21/793  
(75) Inventors: **Robert Michael Nunez**, San Pedro, CA D377,444 S \* 1/1997 Lin ..... D8/107  
(US); **Gery Mel Zimmerman**,  
Fallbrook, CA (US); **Todd P. Beach**,  
San Diego, CA (US); **Craig Kevin**  
**Barez**, Temecula, CA (US) D392,526 S 3/1998 Nicely  
D393,787 S \* 4/1998 Savoie ..... D8/21  
D409,463 S 5/1999 McMullin  
D410,367 S \* 6/1999 Applegate et al. .... D8/27  
D412,547 S 8/1999 Fong

(73) Assignee: **Taylor Made Golf Company, Inc.**,  
Carlsbad, CA (US)

(\*\*) Term: **14 Years**

(21) Appl. No.: **29/213,705**

(22) Filed: **Sep. 22, 2004**

(51) **LOC (8) Cl.** ..... **21-02**

(52) **U.S. Cl.** ..... **D21/789; D8/107**

(58) **Field of Classification Search** ..... D21/789,  
D21/793; D8/25, 82-83, 21, 27, 107; 81/177.1,  
81/176.15

See application file for complete search history.

(56) **References Cited**

**U.S. PATENT DOCUMENTS**

1,970,409 A	8/1934	Wiedemann	
D107,007 S	11/1937	Cashmore	
3,412,635 A	* 11/1968	Chmielewski	..... 81/176.15
3,672,419 A	6/1972	Fischer	
4,262,562 A	4/1981	MacNeill	
D259,698 S	6/1981	MacNeill	
D284,346 S	6/1986	Masters	
D343,558 S	1/1994	Latraverse et al.	

\* cited by examiner

*Primary Examiner*—Mitchell Siegel

(74) *Attorney, Agent, or Firm*—Sheppard, Mullin, Richter & Hampton LLP

(57) **CLAIM**

The ornamental design for a golf club wrench, as shown and described.

**DESCRIPTION**

FIG. 1 is a front perspective view of an embodiment of a golf club wrench in accordance with our new design.

FIG. 2 is a front elevational view of the golf club wrench of FIG. 1.

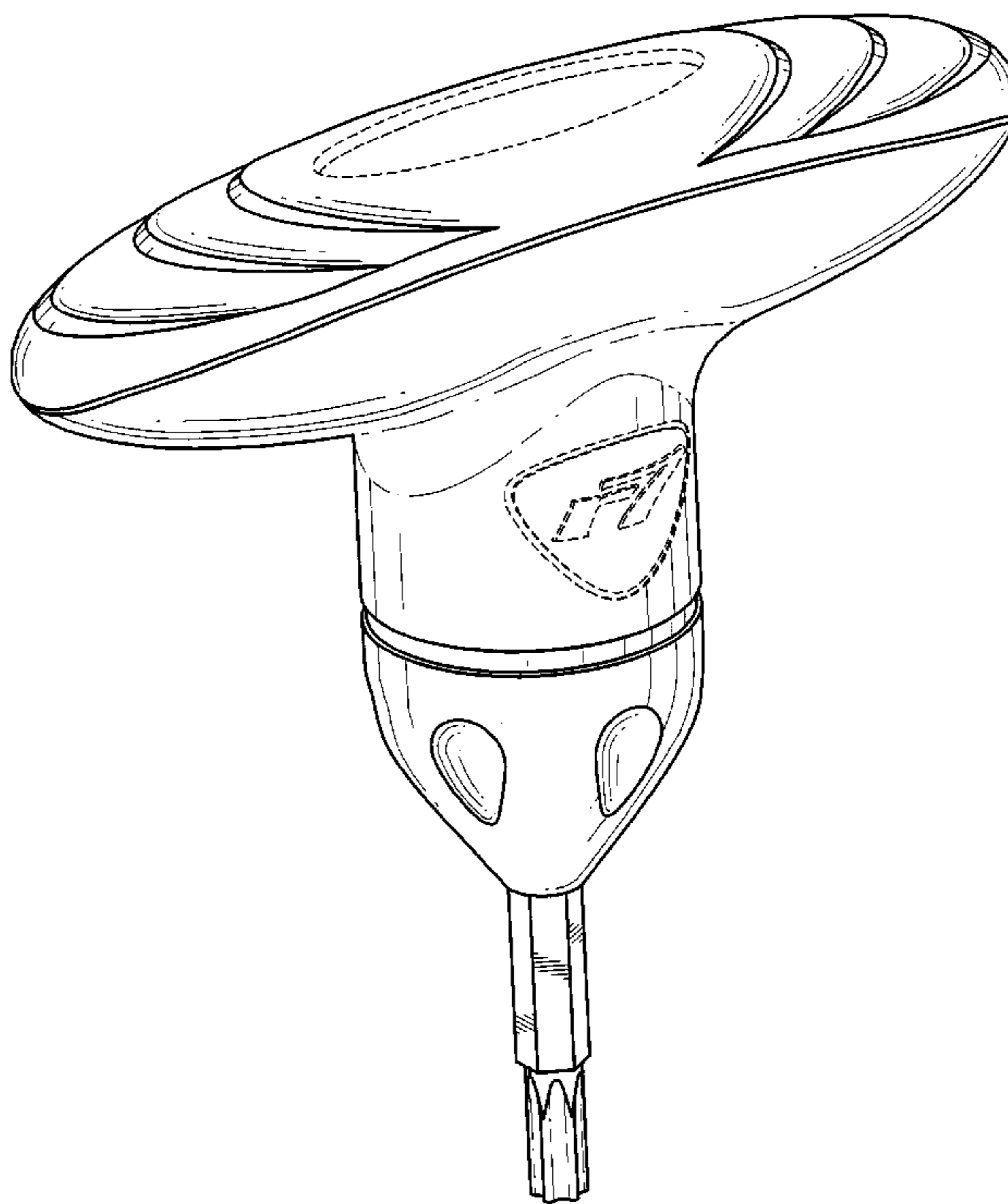
FIG. 3 is a side elevational view of the golf club wrench of FIG. 1.

FIG. 4 is a top plan view of the golf club wrench of FIG. 1; and,

FIG. 5 is a bottom plan view of the golf club wrench of FIG. 1.

The broken line showing is for illustrative purposes only and forms no part of the claimed design.

**1 Claim, 4 Drawing Sheets**



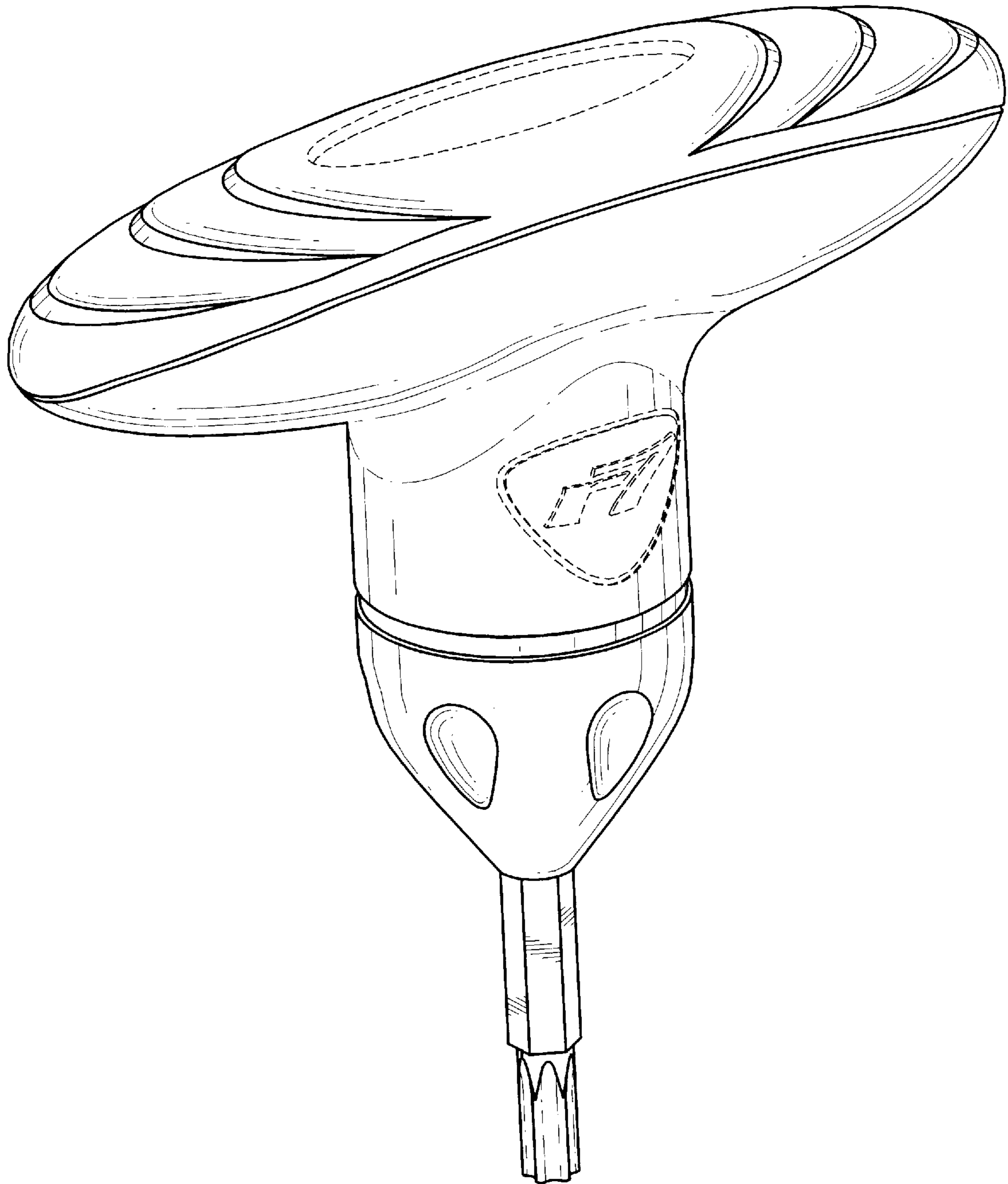


FIG. 1

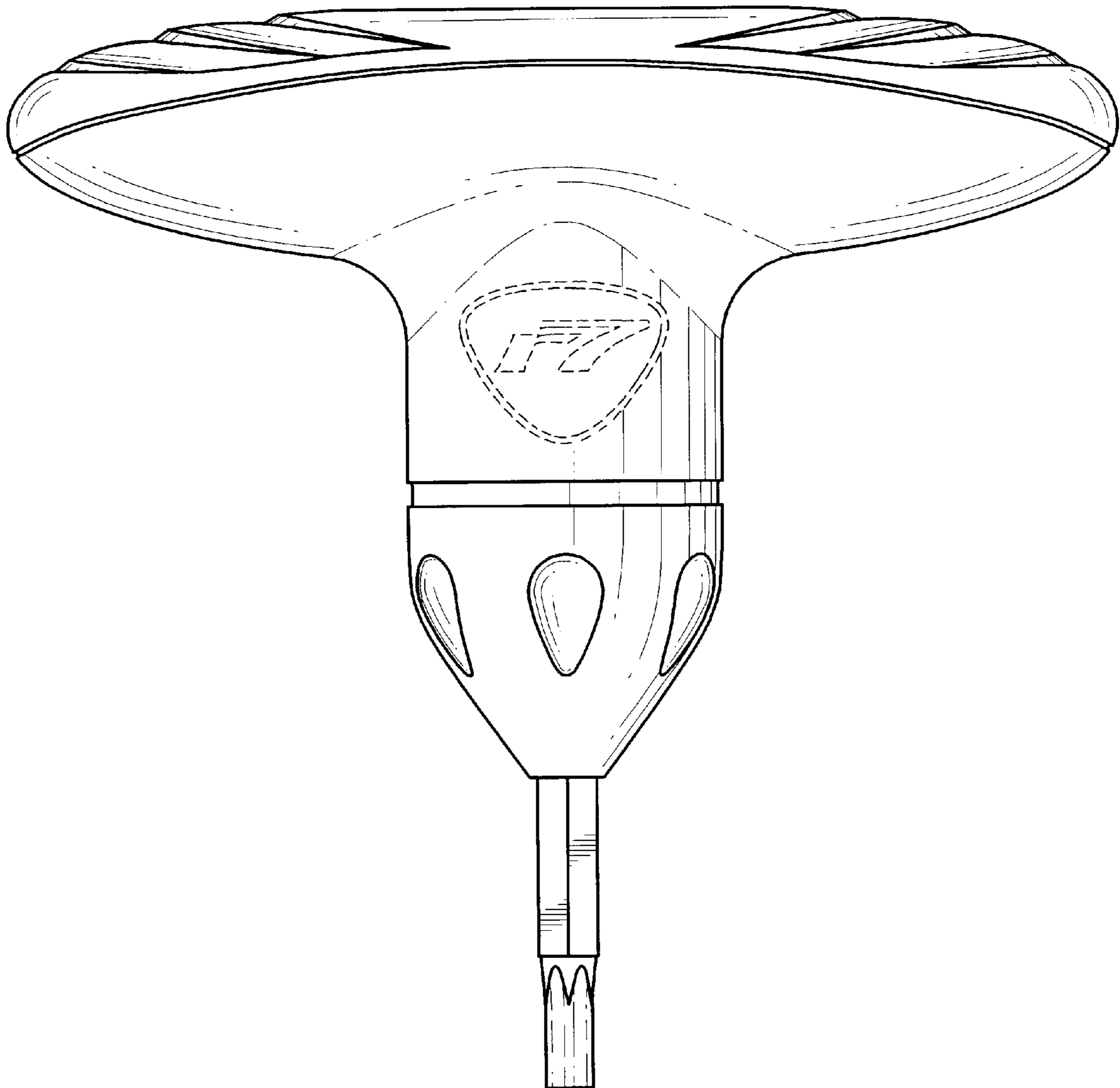


FIG. 2

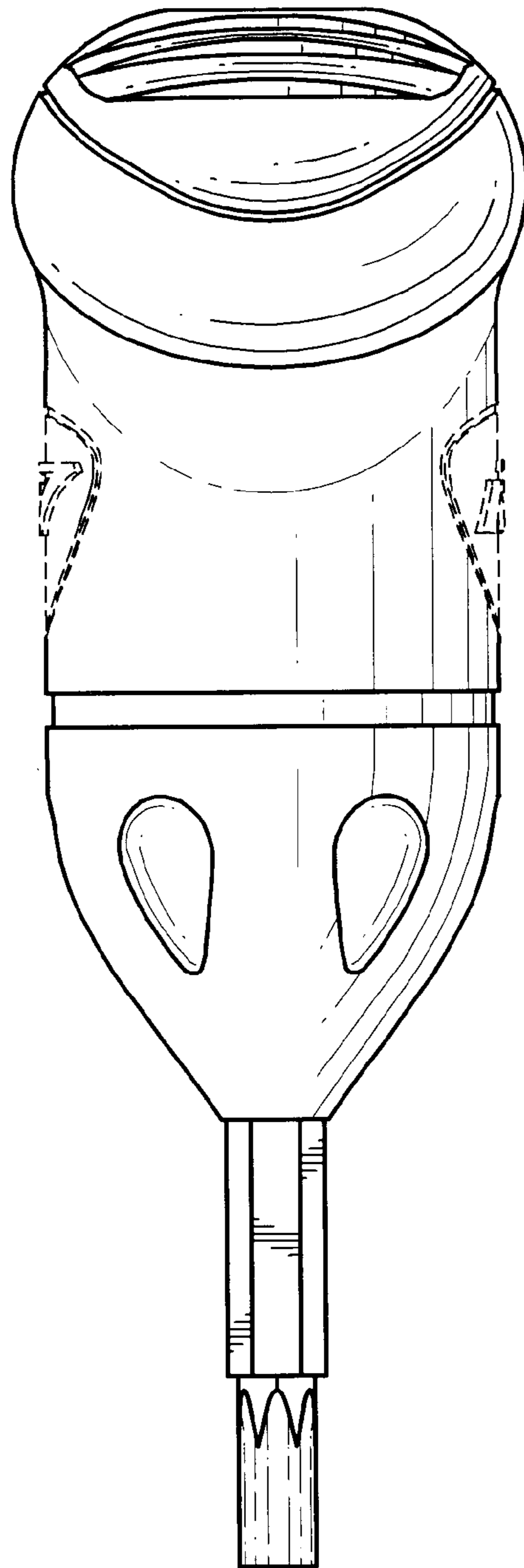


FIG. 3

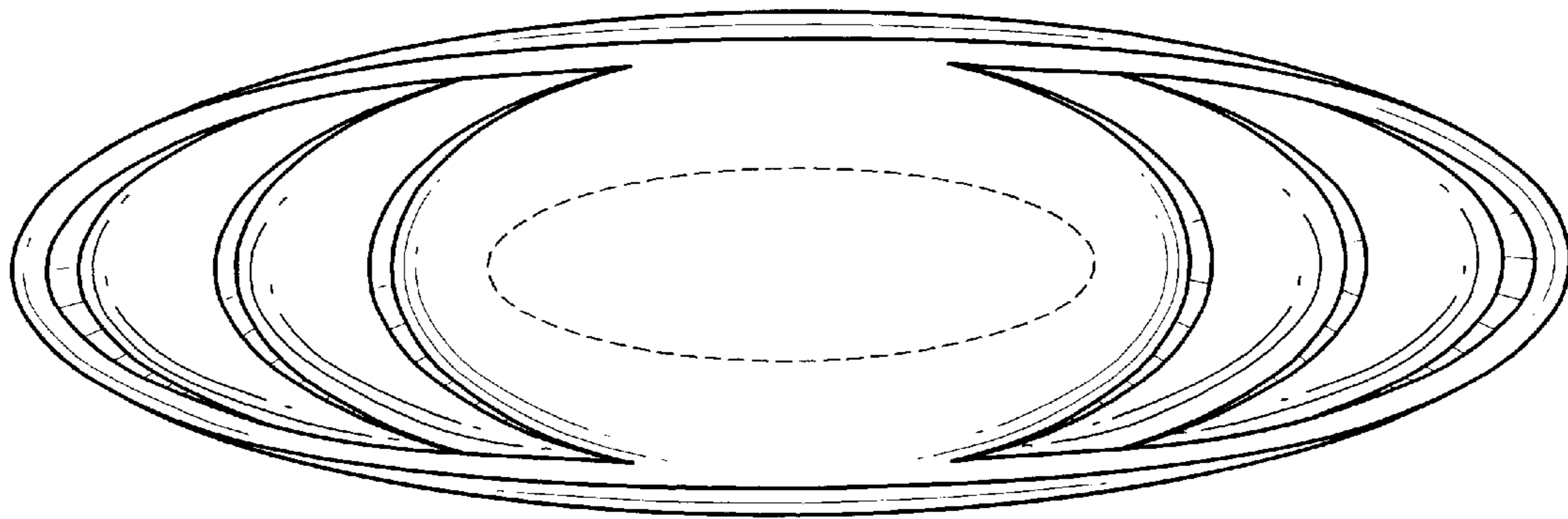


FIG. 4

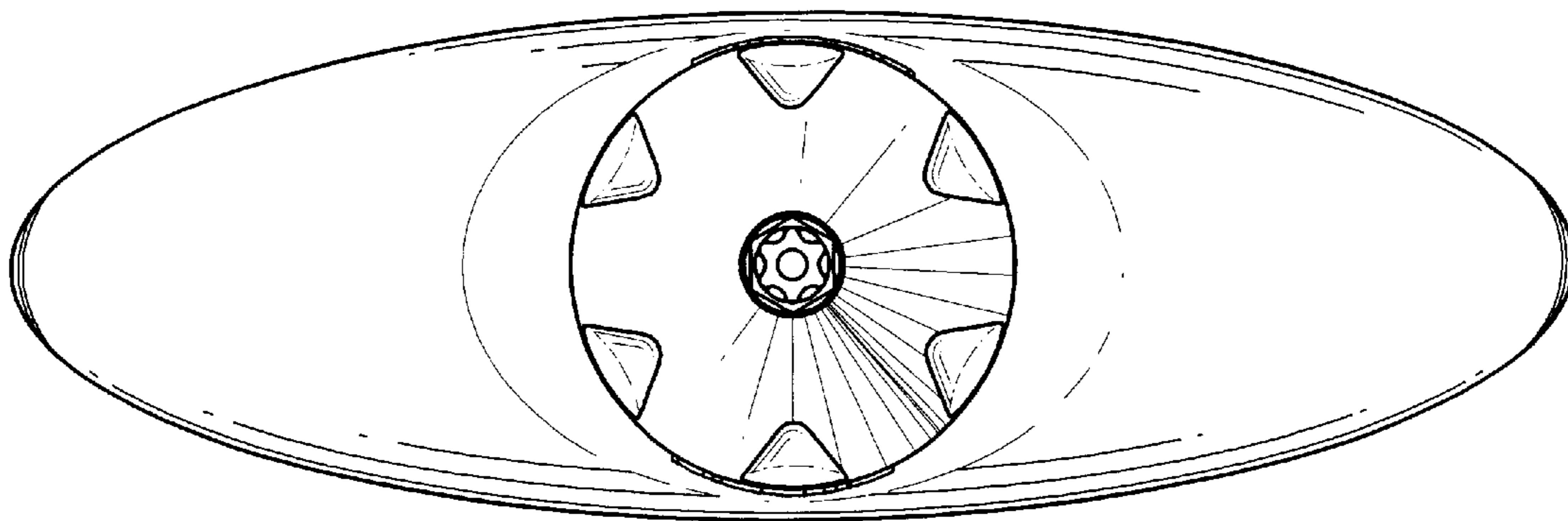


FIG. 5