



US00D517631S

(12) **United States Design Patent**
Peterson

(10) **Patent No.:** **US D517,631 S**
(45) **Date of Patent:** **** Mar. 21, 2006**

(54) **INFLATABLE TOWABLE WATER FLOAT**

(75) **Inventor:** **Leroy L. Peterson, Omaha, NE (US)**

(73) **Assignee:** **Sportsstuff, Inc., Omaha, NE (US)**

(**) **Term:** **14 Years**

(21) **Appl. No.:** **29/231,748**

(22) **Filed:** **Jun. 9, 2005**

(51) **LOC (8) Cl.** **21-02**

(52) **U.S. Cl.** **D21/770; D21/803**

(58) **Field of Classification Search** **D21/769,**
D21/770, 801, 803, 809, 810; D12/6, 316,
D12/10, 11; 441/35, 65, 40-44, 66, 67, 129-132;
114/345, 346, 253; 472/128, 129
See application file for complete search history.

(56) **References Cited**

U.S. PATENT DOCUMENTS

3,581,328 A	*	6/1971	Smith	441/67
D407,775 S	*	4/1999	Peterson	D21/803
D407,776 S	*	4/1999	Peterson	D21/803
D407,780 S	*	4/1999	Peterson	D21/803
D407,781 S	*	4/1999	Peterson	D21/803
D407,783 S	*	4/1999	Peterson	D21/803
D429,787 S	*	8/2000	Peterson	D21/803
D432,614 S	*	10/2000	Peterson	D21/803
D436,073 S	*	1/2001	Peterson	D12/316
D476,712 S	*	7/2003	Peterson	D21/803
6,648,707 B1	*	11/2003	Peterson	441/66

6,746,291 B1	*	6/2004	Coleman et al.	441/65
D496,976 S	*	10/2004	Peterson	D21/770
D500,827 S	*	1/2005	Peterson	D21/769
6,840,830 B1	*	1/2005	Harlan	441/35
D505,987 S	*	6/2005	Peterson	D21/770

FOREIGN PATENT DOCUMENTS

EP 0155778 A2 * 9/1985 114/346

OTHER PUBLICATIONS

Overton's 2004 Spring Master Catalog, Towables section, pp. 266-279, towable water floats.*

* cited by examiner

Primary Examiner—Lucy Lieberman

(74) *Attorney, Agent, or Firm*—Sturm & Fix LLP

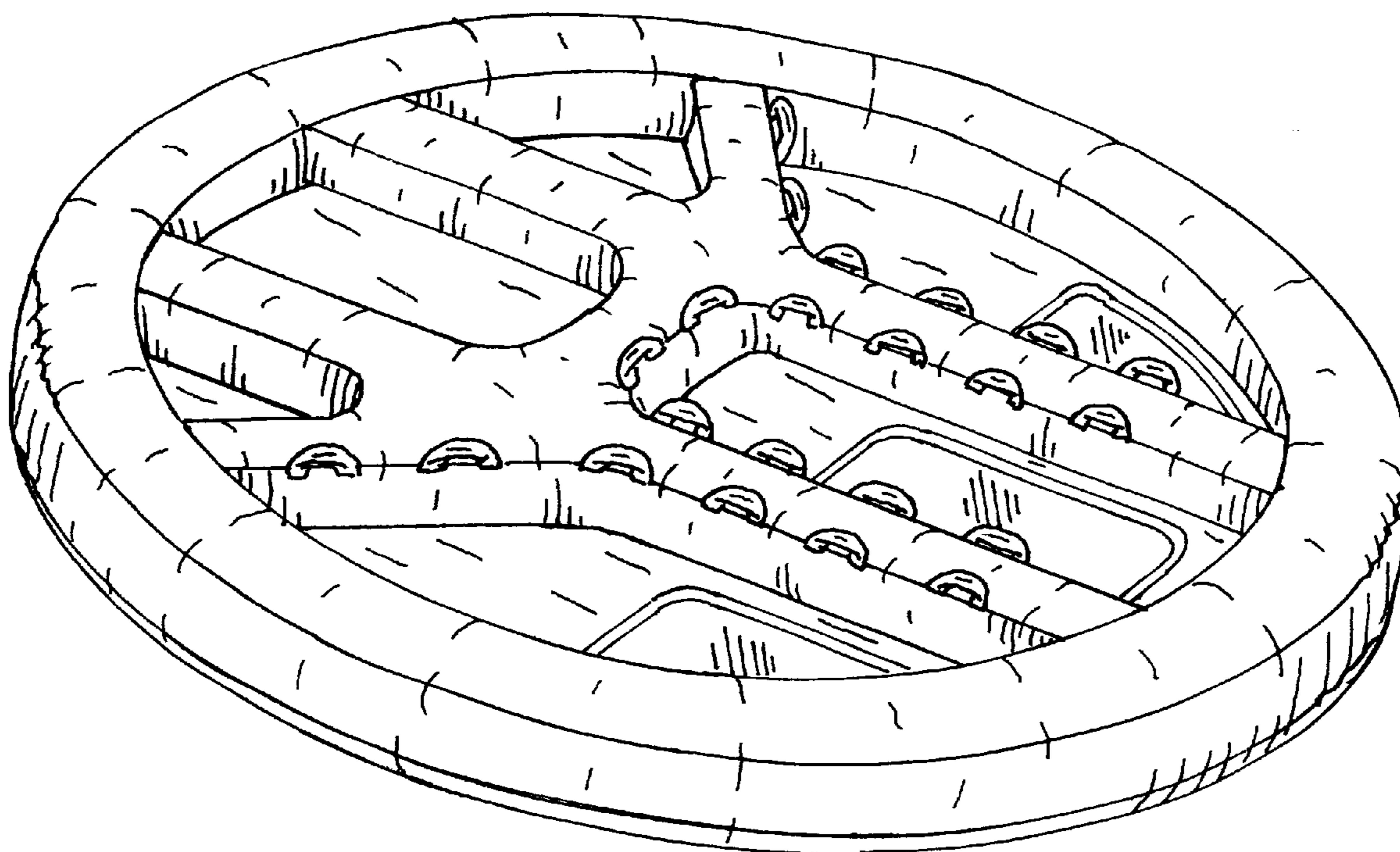
(57) **CLAIM**

The ornamental design for an inflatable towable water float, as shown and described.

DESCRIPTION

FIG. 1 is a perspective view of the inflatable towable water float showing my new design;
FIG. 2 is a top plan view thereof;
FIG. 3 is a bottom plan view thereof;
FIG. 4 is a right side elevational view thereof, the left side elevational view being identical thereto; and,
FIG. 5 is a front elevational view thereof.

1 Claim, 2 Drawing Sheets



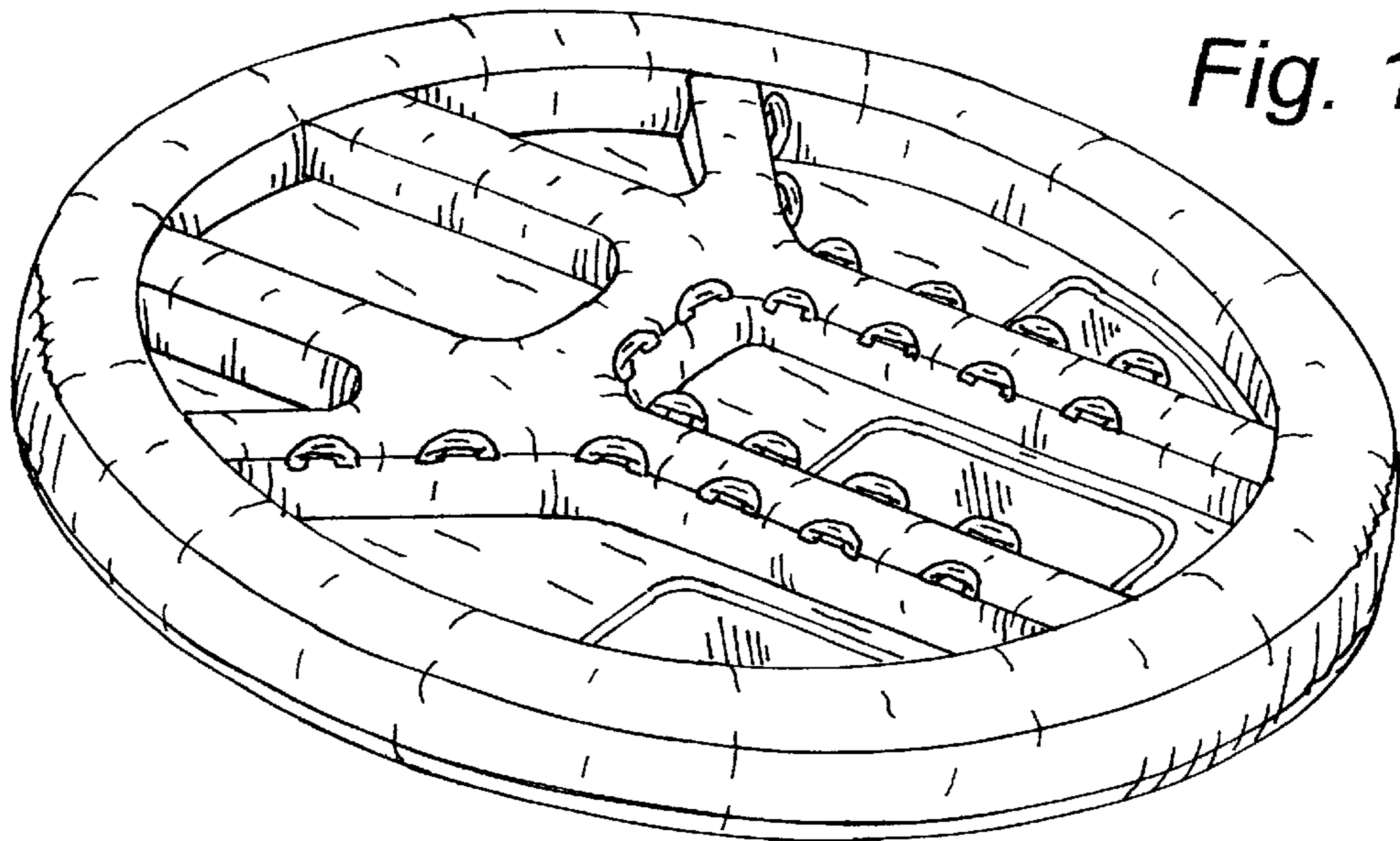


Fig. 1

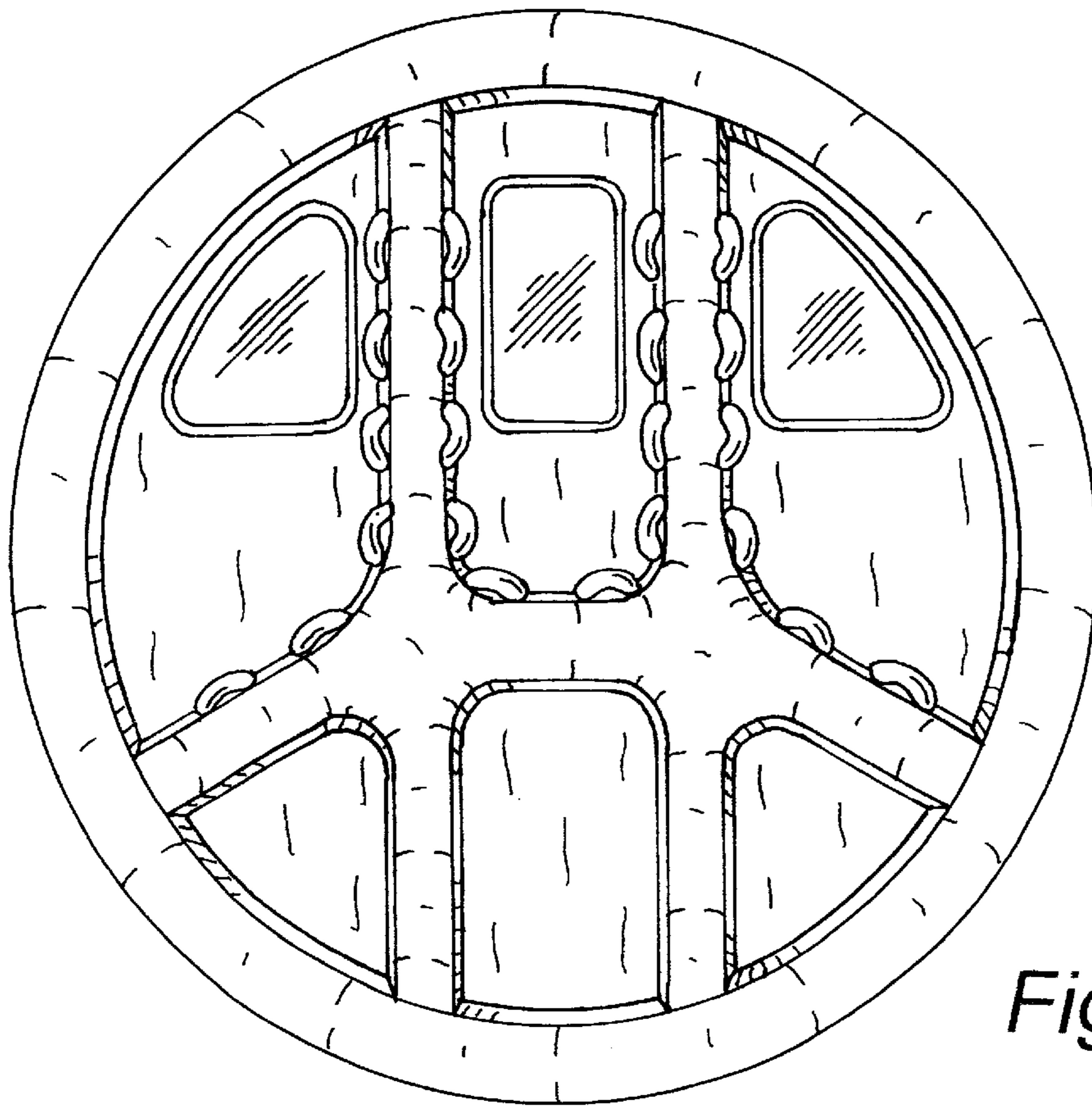


Fig. 2

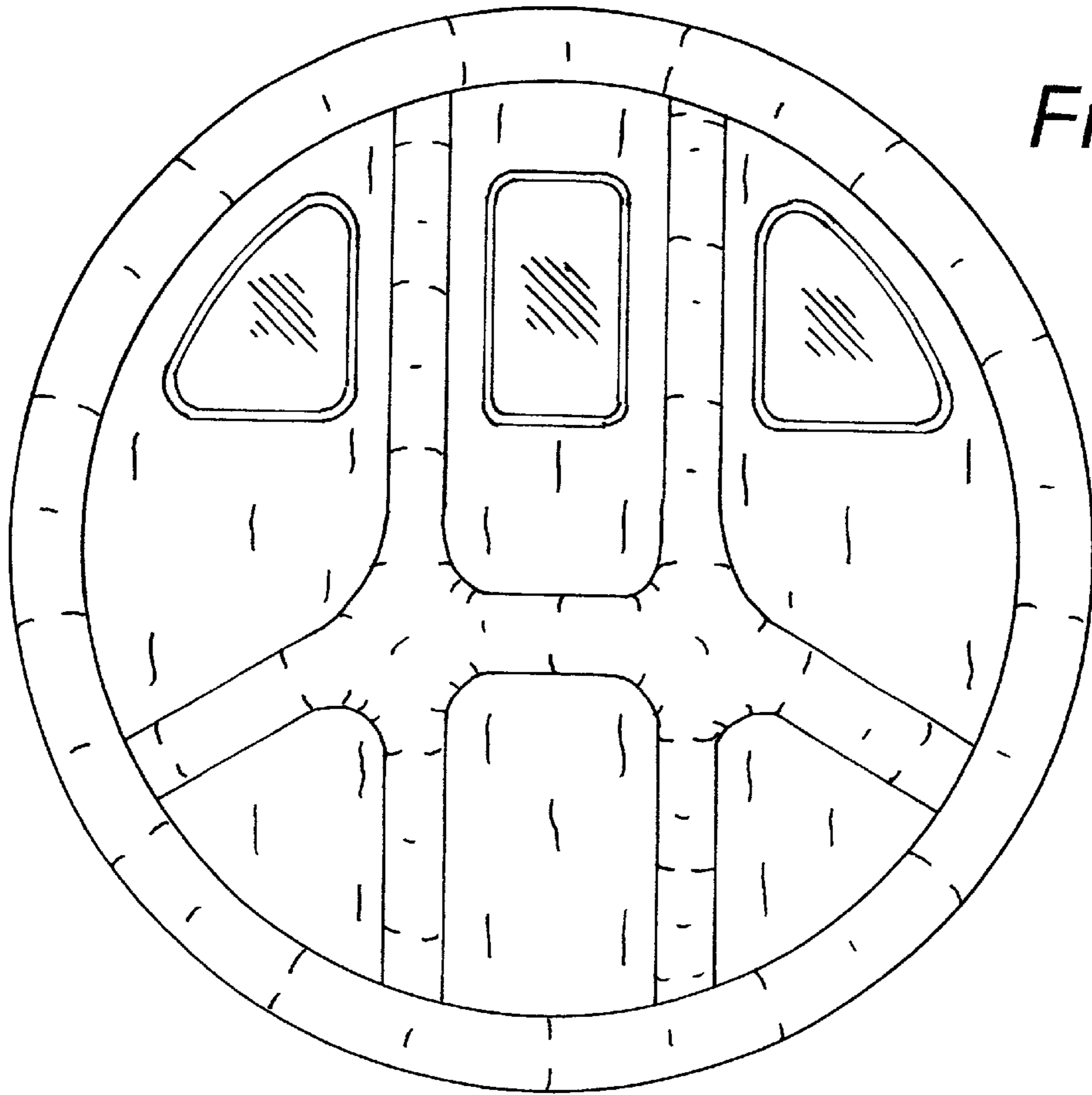


Fig. 3

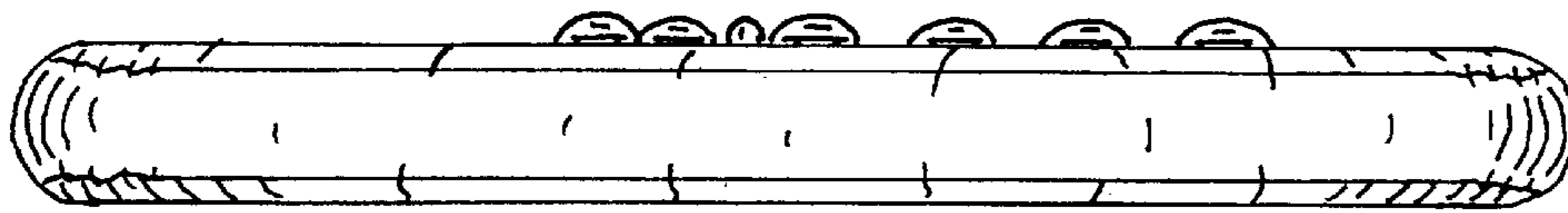


Fig. 4

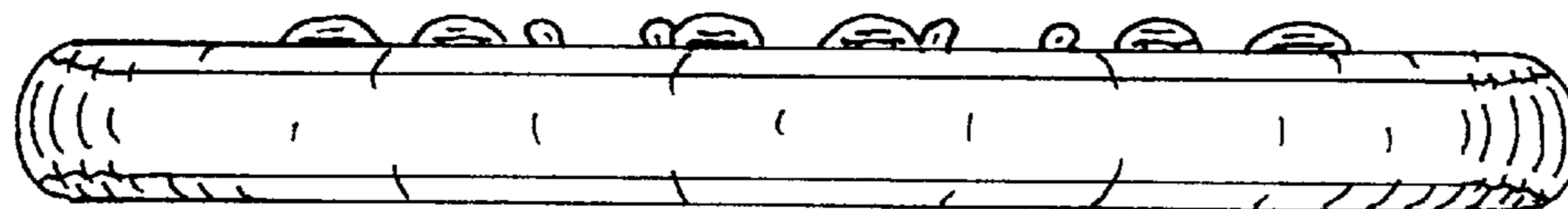


Fig. 5