



US00D517615S

(12) **United States Design Patent** (10) **Patent No.:** **US D517,615 S**  
**Kim** (45) **Date of Patent:** **\*\* Mar. 21, 2006**

(54) **ASSEMBLY BLOCK**  
 (75) **Inventor:** **Kwan-Young Kim**, Ga-301 Youngnam Art Town, Incheon 402-040 (KR)

5,733,168 A \* 3/1998 Poulsen et al. .... 446/120  
 D396,499 S \* 7/1998 Larws ..... D21/484  
 6,088,987 A \* 7/2000 Simmons et al. .... 52/592.6

(73) **Assignees:** **Kwan-Young Kim**, Incheon (KR);  
**Sun-Woo Chun**, Incheon (KR)

**OTHER PUBLICATIONS**

Lego catalog, p. 43, 1997.\*  
 Lego catalog, 1990.\*

(\*\*) **Term:** **14 Years**

\* cited by examiner

(21) **Appl. No.:** **29/220,315**

*Primary Examiner*—Raphael Barkai

(22) **Filed:** **Dec. 29, 2004**

(74) *Attorney, Agent, or Firm*—Jordan and Hamburg LLP

(30) **Foreign Application Priority Data**

(57) **CLAIM**

Dec. 22, 2004 (KR) ..... 30-2004-0039531

The ornamental design for an assembly block, as shown and described.

(51) **LOC (8) Cl.** ..... **21-01**

**DESCRIPTION**

(52) **U.S. Cl.** ..... **D21/486; D21/500; D21/501; D21/503**

(58) **Field of Classification Search** ..... D21/484–505,  
 D21/561; D25/113–118; 446/85, 104, 124–125,  
 446/119, 109, 120–121, 128, 93, 97, 102,  
 446/103, 95, 376; 248/276.1; D8/91, 21;  
 52/592.6

FIG. 1 is a front, right side and top perspective view of an assembly block showing my new design;  
 FIG. 2 is a front elevational view thereof;  
 FIG. 3 is a left side elevational view thereof;  
 FIG. 4 is a top plan view thereof; and,  
 FIG. 5 is a perspective view of the assembly block illustrating an environmental assembly use thereof.

See application file for complete search history.

The broken line depictions of components, other than the assembly block, are illustrative of environmental structure used in conjunction with the embodiment and form no part of the claimed design.

(56) **References Cited**

**U.S. PATENT DOCUMENTS**

1,779,826 A \* 10/1930 Potter ..... 446/116  
 2,095,700 A \* 10/1937 Heede ..... 446/113  
 D256,606 S \* 8/1980 Hoggard ..... D21/503  
 D290,721 S \* 7/1987 Ryaa et al. .... D21/503  
 D292,477 S \* 10/1987 Shyi-Kuan ..... D8/21  
 D304,472 S \* 11/1989 Poulsen ..... D21/561  
 D375,442 S \* 11/1996 Hughes ..... D8/91  
 5,645,463 A \* 7/1997 Olsen ..... 446/128

A rear elevational view is identical to the front elevational view.

A right side elevational view is identical to the left side elevational view.

A bottom plan view is identical to the top plan.

**1 Claim, 2 Drawing Sheets**

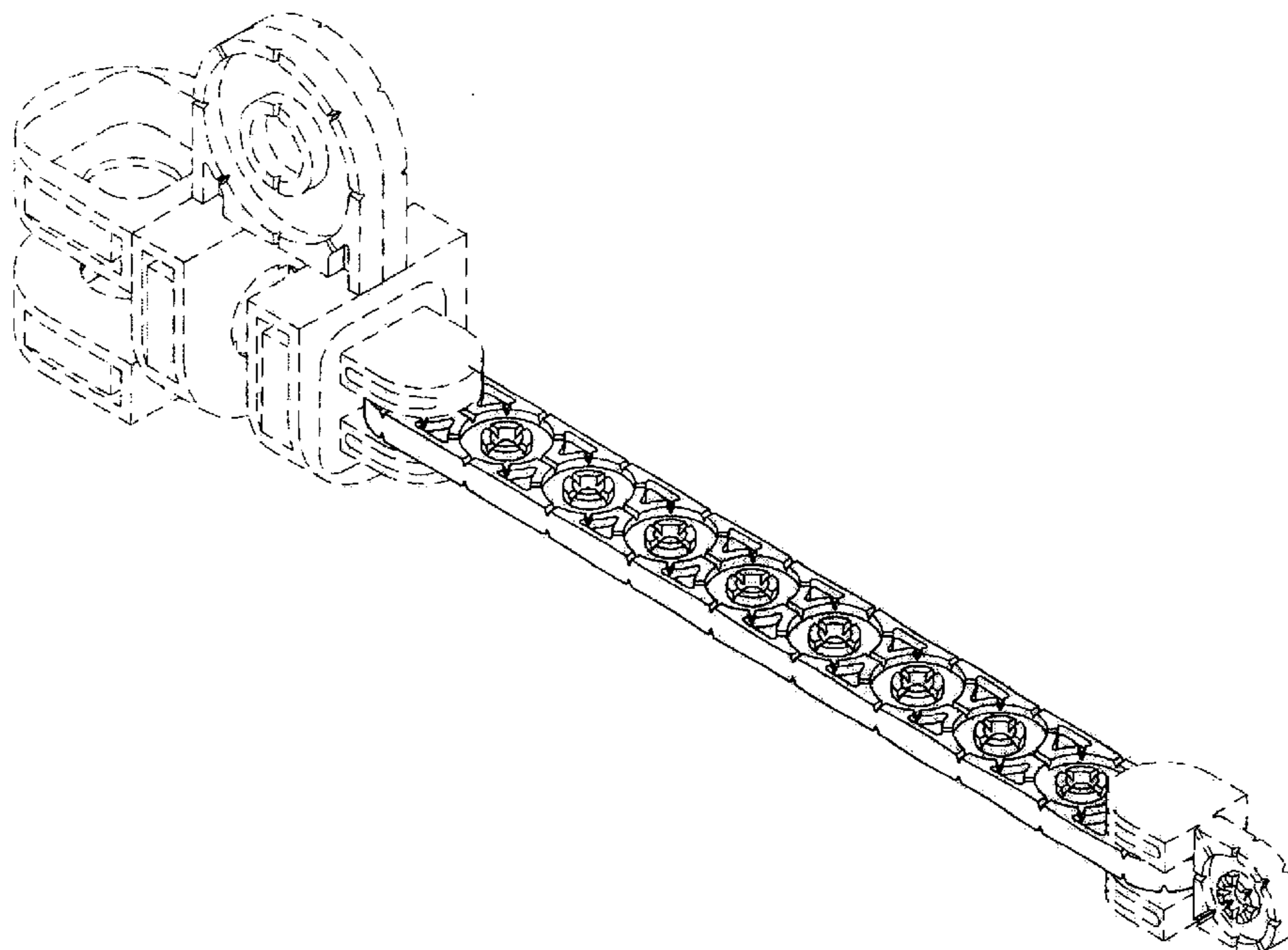


Fig. 1

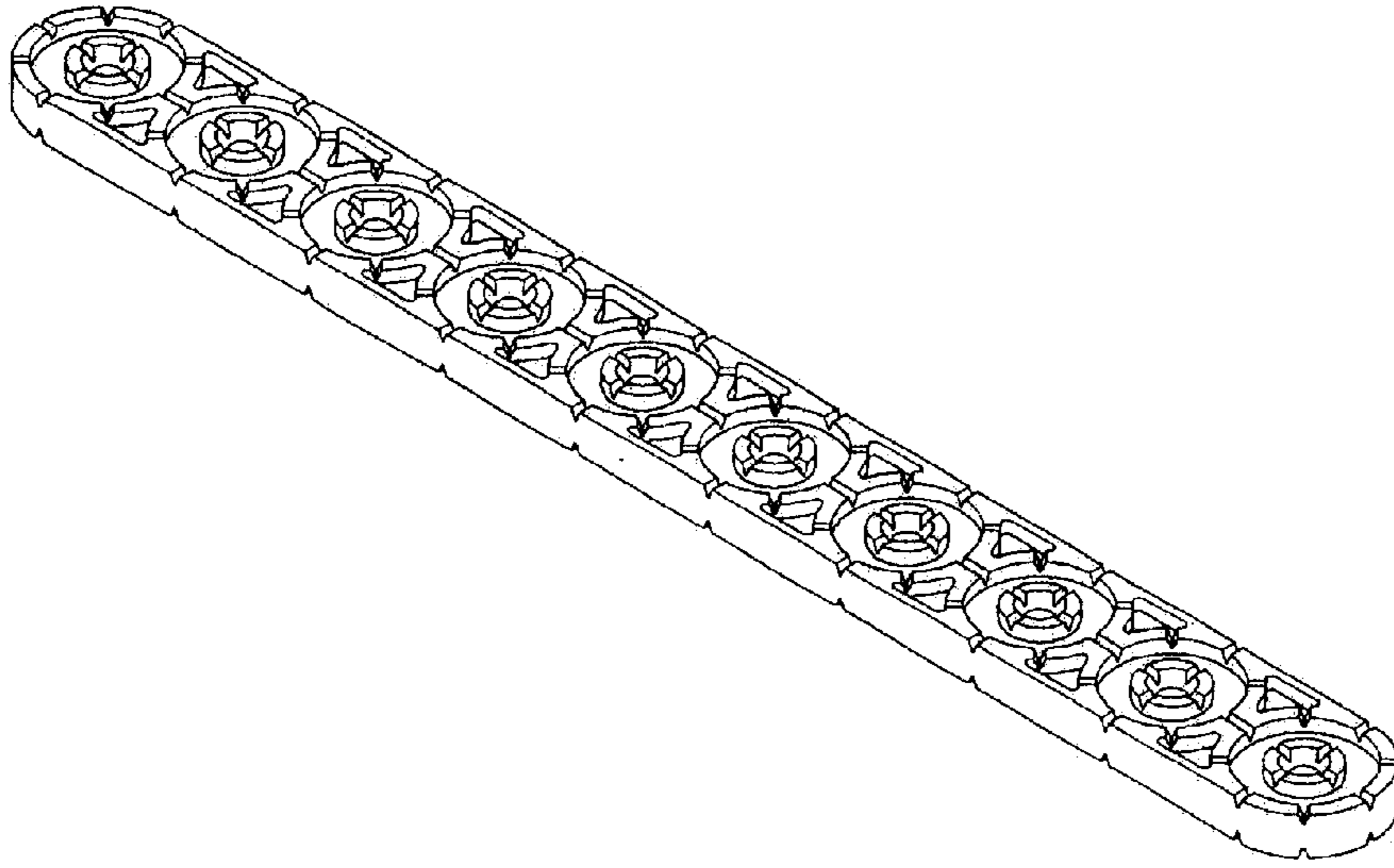


Fig. 2




Fig. 3

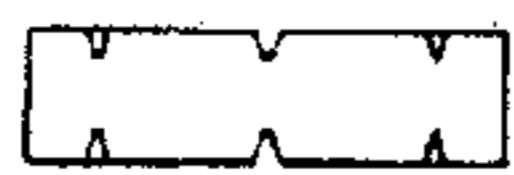


Fig. 4

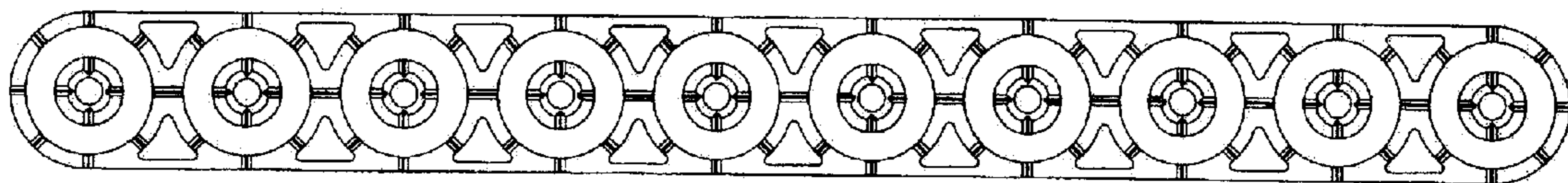


Fig. 5

