



US00D517609S

(12) **United States Design Patent**  
**Sadeh et al.**

(10) **Patent No.: US D517,609 S**  
(45) **Date of Patent: \*\* Mar. 21, 2006**

(54) **MAGNETIC CLIP**

(75) Inventors: **Yariv Sadeh, Menashe (IL); Arik Yuval, Tzur Ygal (IL)**

(73) Assignee: **Plasson Ltd., Menashe (IL)**

(\*\*) Term: **14 Years**

(21) Appl. No.: **29/213,005**

(22) Filed: **Sep. 13, 2004**

(51) **LOC (8) Cl. .... 19-02**

(52) **U.S. Cl. .... D19/90**

(58) **Field of Classification Search** ..... D13/183;  
D19/65, 75, 80, 82, 86, 87, 88, 90, 91, 99,  
D19/100; D21/386, 390, 404, 710; 24/66.1,  
24/303; 40/600, 621, 711; 206/818; 211/DIG. 1;  
248/206.5, 309.4, 467, 505, 683; 281/DIG. 1  
See application file for complete search history.

(56) **References Cited**

**U.S. PATENT DOCUMENTS**

- 547,335 A \* 10/1895 Crocker ..... 402/68
- 756,535 A \* 4/1904 Senderling ..... 30/123
- 837,361 A \* 12/1906 Webber ..... 229/78.1
- D290,471 S \* 6/1987 Irie ..... D19/90
- D290,972 S \* 7/1987 Irie ..... D19/90
- D313,759 S \* 1/1991 Nomizu ..... D10/31

- D338,040 S \* 8/1993 Hutchinson ..... D19/65
- 6,302,363 B1 \* 10/2001 Olson et al. .... 248/206.5
- 6,647,597 B1 \* 11/2003 Reiter ..... 24/303

**OTHER PUBLICATIONS**

U.S. Appl. No. 10/628,447, filed Jul. 29, 2003, Sadeh et al.

\* cited by examiner

*Primary Examiner*—Jeffrey Asch

*Assistant Examiner*—Elizabeth Albert

(74) *Attorney, Agent, or Firm*—Pearl Cohen Zedek Laizer, LLP

(57) **CLAIM**

The ornamental design for a magnetic clip, as shown and described.

**DESCRIPTION**


FIG. 1 is a perspective view of the magnetic clip showing our new design;

FIG. 2 is a side view of the magnetic clip shown in FIG. 1, the other side view being identical;

FIG. 3 is a top plan view of the magnetic clip shown FIG. 1; and,

FIG. 4 is a bottom plan view of the magnetic clip shown in FIG. 1.

**1 Claim, 2 Drawing Sheets**






FIG. 1




FIG. 2

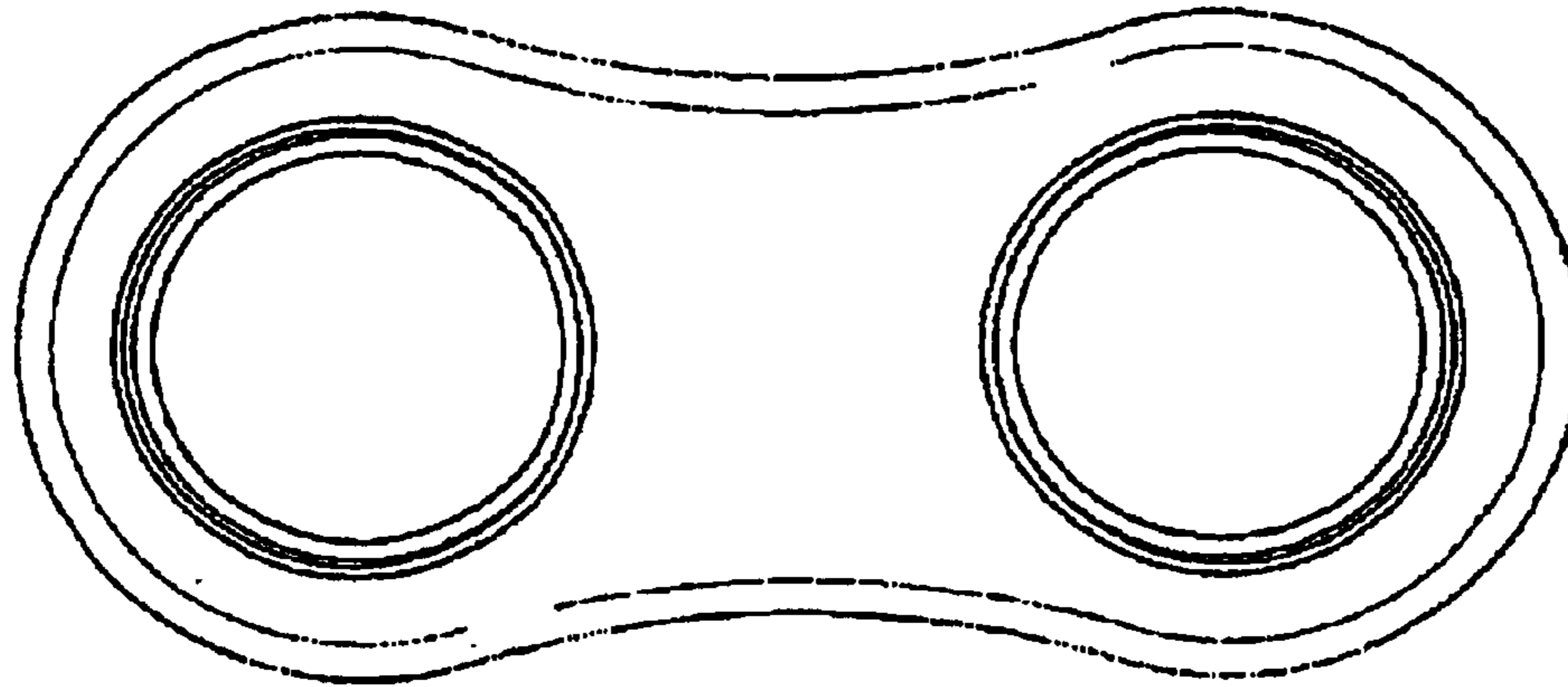


FIG. 3

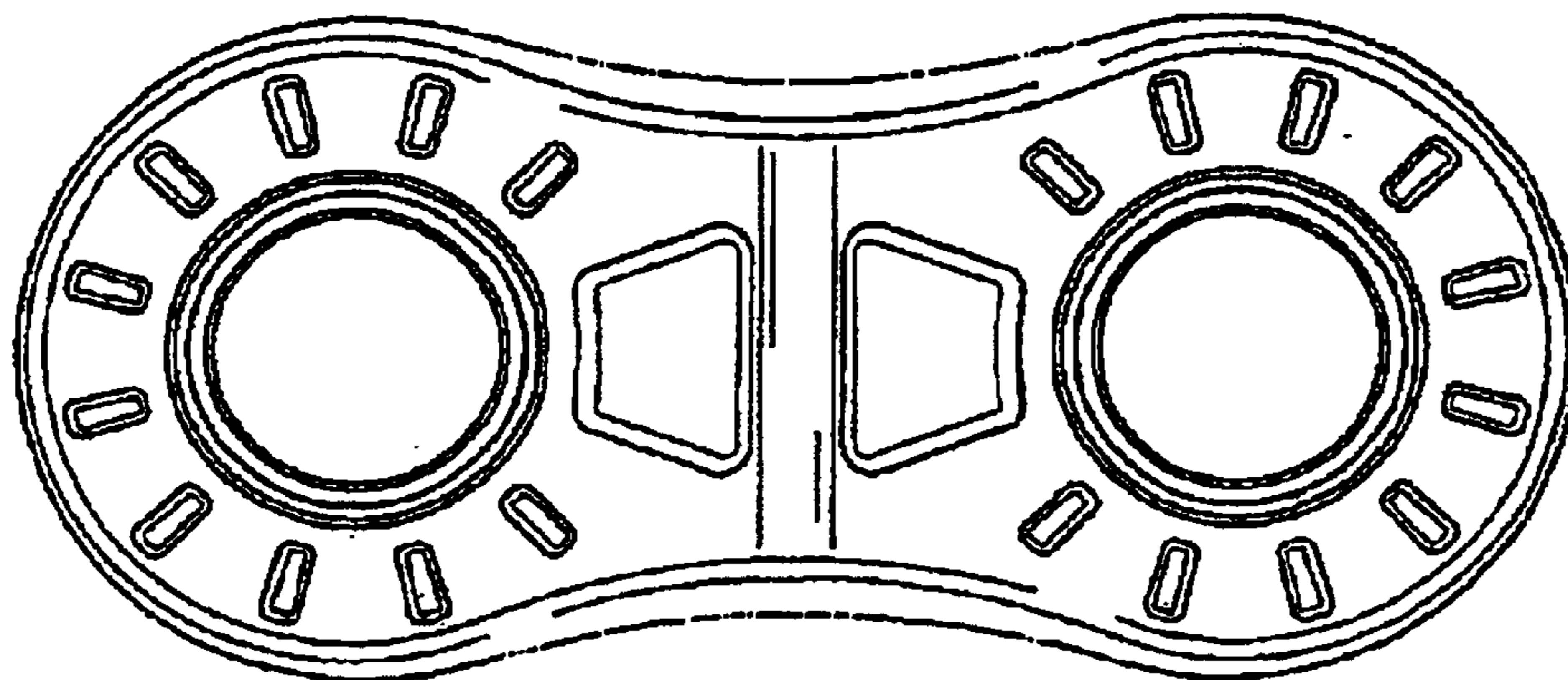


FIG. 4