

US00D517590S

(12) **United States Design Patent**  
**Teng**

(10) **Patent No.:** **US D517,590 S**  
(45) **Date of Patent:** **\*\* Mar. 21, 2006**

- (54) **EYEGLASSES**
- (75) **Inventor:** **Wei-Che Teng, Tainan (TW)**
- (73) **Assignee:** **Irene Corporation, Tainan (TW)**
- (\*\*) **Term:** **14 Years**
- (21) **Appl. No.:** **29/191,753**
- (22) **Filed:** **Oct. 14, 2003**
- (51) **LOC (8) Cl.** ..... **16-06**
- (52) **U.S. Cl.** ..... **D16/321**
- (58) **Field of Classification Search** ..... **D16/300-330,**  
**D16/335-337, 339-340, 900; D29/109-110;**  
**D24/110.2; 351/41, 44, 51-52, 57-61, 111,**  
**351/121, 123, 153, 156-158; 2/428, 430,**  
**2/436, 444, 448-449**  
 See application file for complete search history.

D434,063 S	*	11/2000	Lane	.....	D16/337
D456,441 S		4/2002	Jannard et al.	.....	D16/326
D472,915 S		4/2003	Rohrbach et al.	.....	D16/326
D478,928 S		8/2003	Sheldon	.....	D16/326
D481,410 S	*	10/2003	Lane	.....	D16/321
D481,750 S	*	11/2003	Stables	.....	D16/321
D483,393 S		12/2003	Chen	.....	D16/335
D501,218 S		1/2005	Teng		

\* cited by examiner

*Primary Examiner*—Raphael Barkai  
(74) *Attorney, Agent, or Firm*—Alan D. Kamrath; Nikolai & Mersereau, P.A.

(57) **CLAIM**

The ornamental design for eyeglasses, as shown and described.

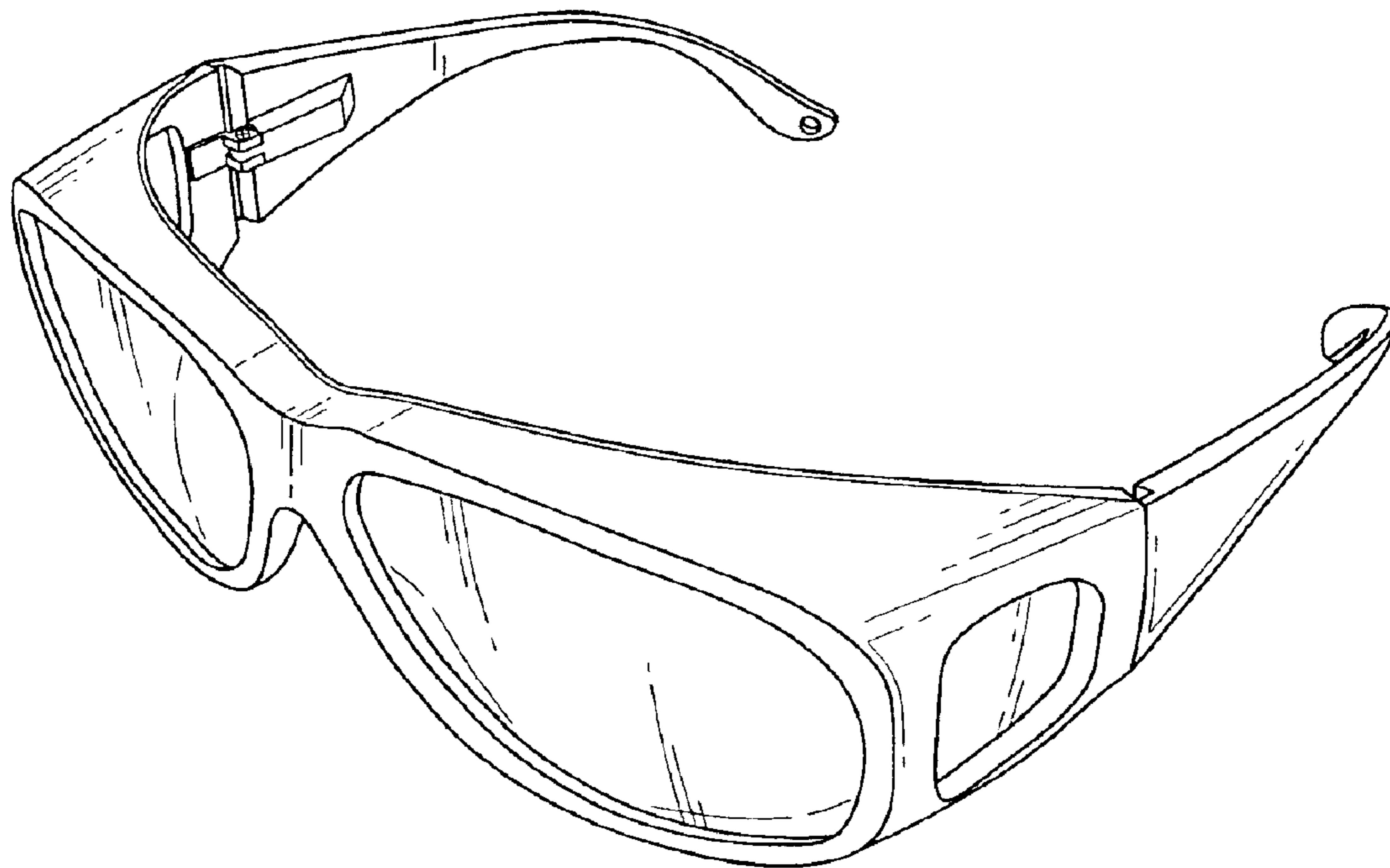
**DESCRIPTION**

FIG. 1 is a perspective view of eyeglasses showing my new design;  
FIG. 2 is a front side elevational view thereof;  
FIG. 3 is a rear side elevational view thereof;  
FIG. 4 is a left side elevational view, the right side elevational view being a mirror image thereof;  
FIG. 5 is a top plan view thereof; and,  
FIG. 6 is a bottom plan view thereof.

**1 Claim, 3 Drawing Sheets**

(56) **References Cited**  
**U.S. PATENT DOCUMENTS**

D398,022 S	9/1998	Jannard et al.	.....	D16/326	
D399,236 S	10/1998	Khalifa	.....	D16/326	
D408,840 S	*	4/1999	Lane	.....	D16/321
D415,188 S	10/1999	Thixton et al.	.....	D16/321	
D417,461 S	*	12/1999	Lane	.....	D16/326
D420,037 S	2/2000	Conway	.....	D16/326	



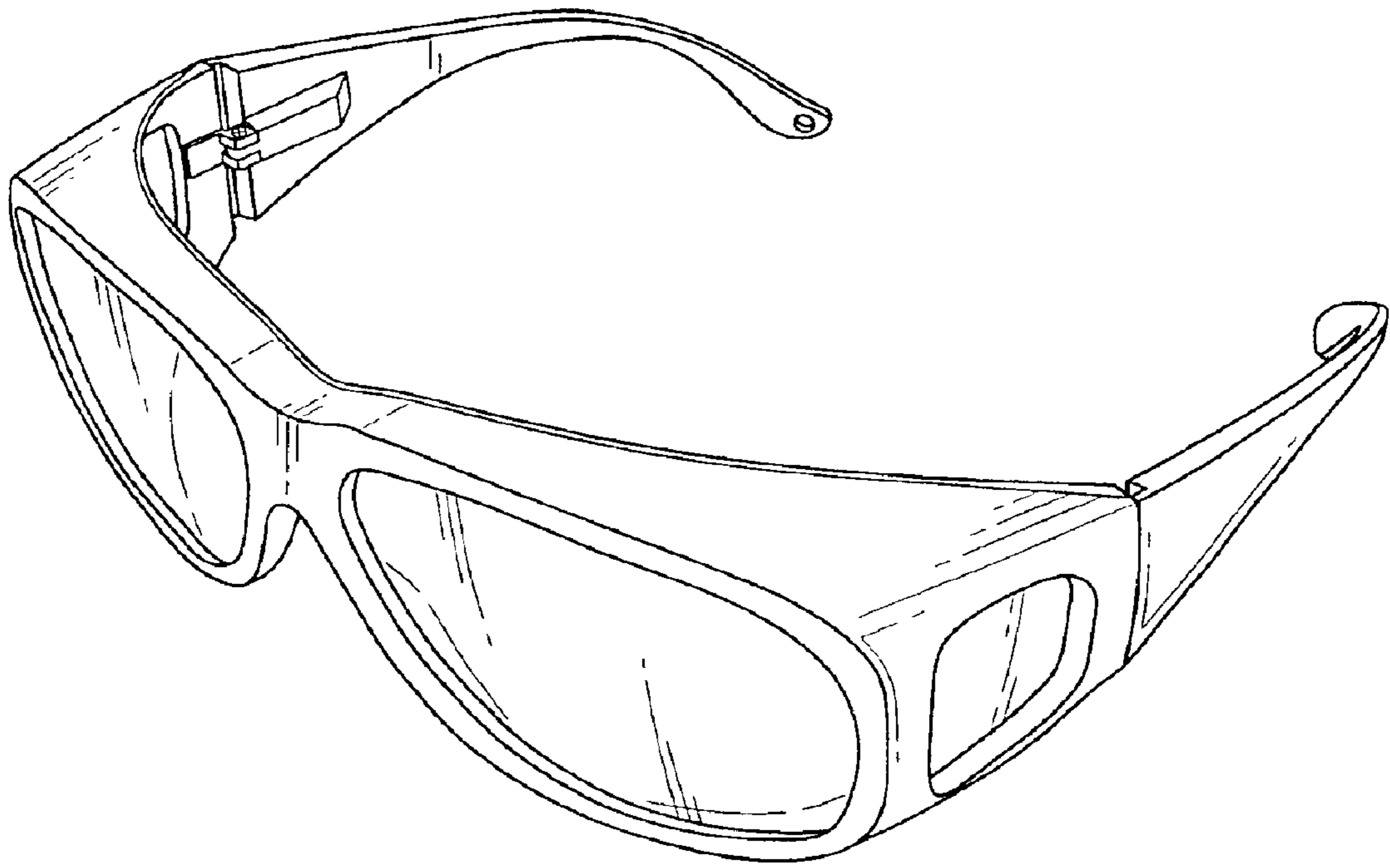


FIG. 1




FIG. 4

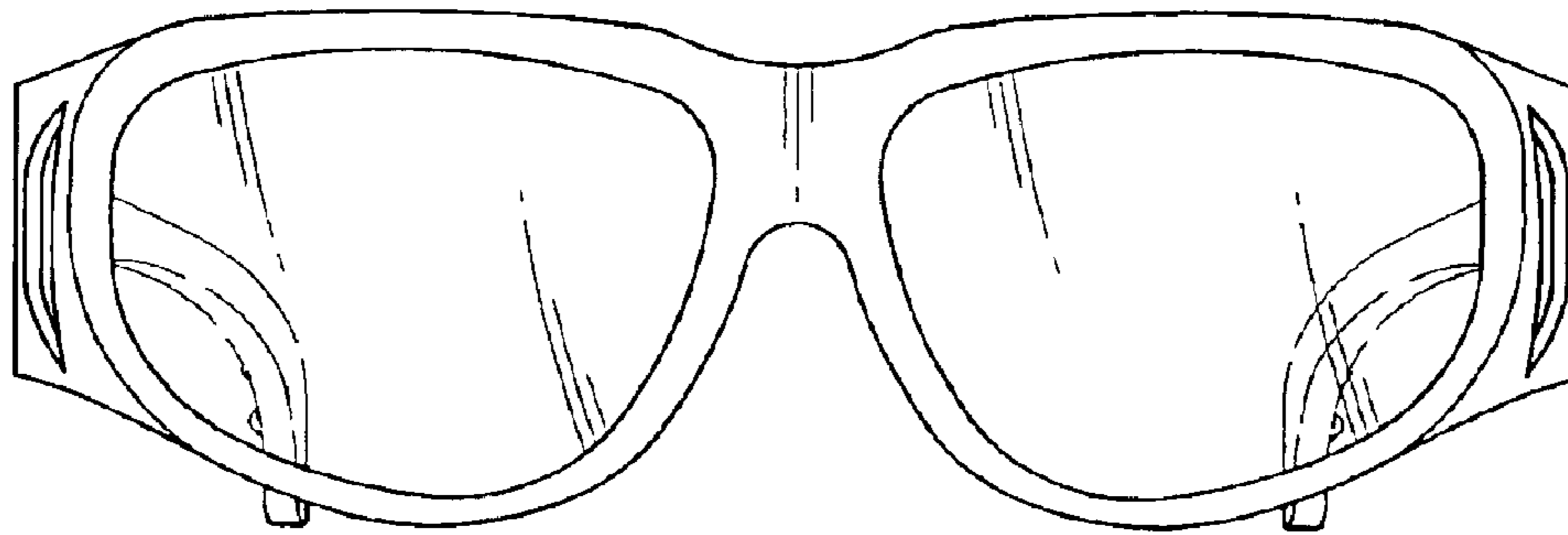


FIG. 2

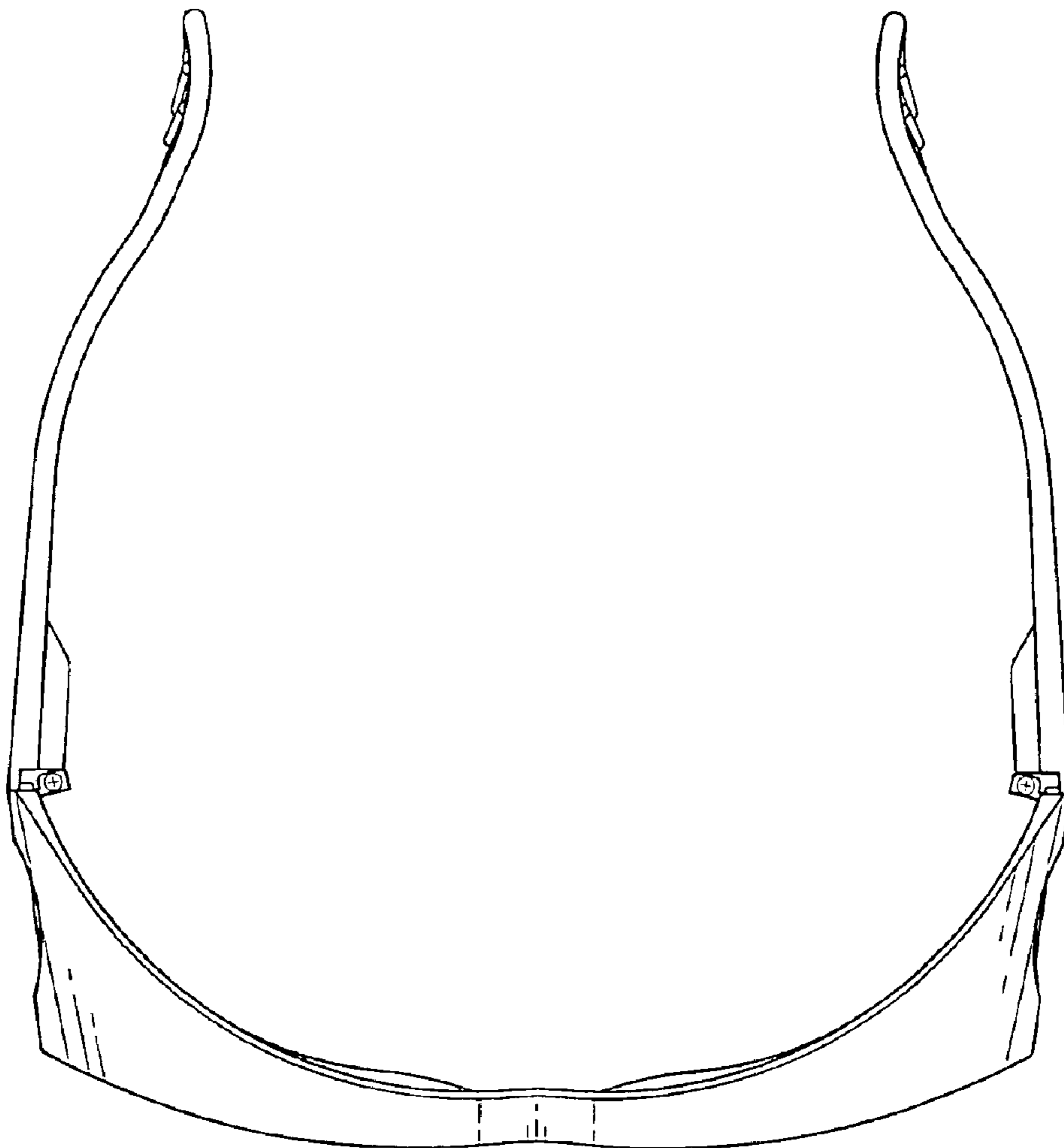


FIG. 5




FIG. 3

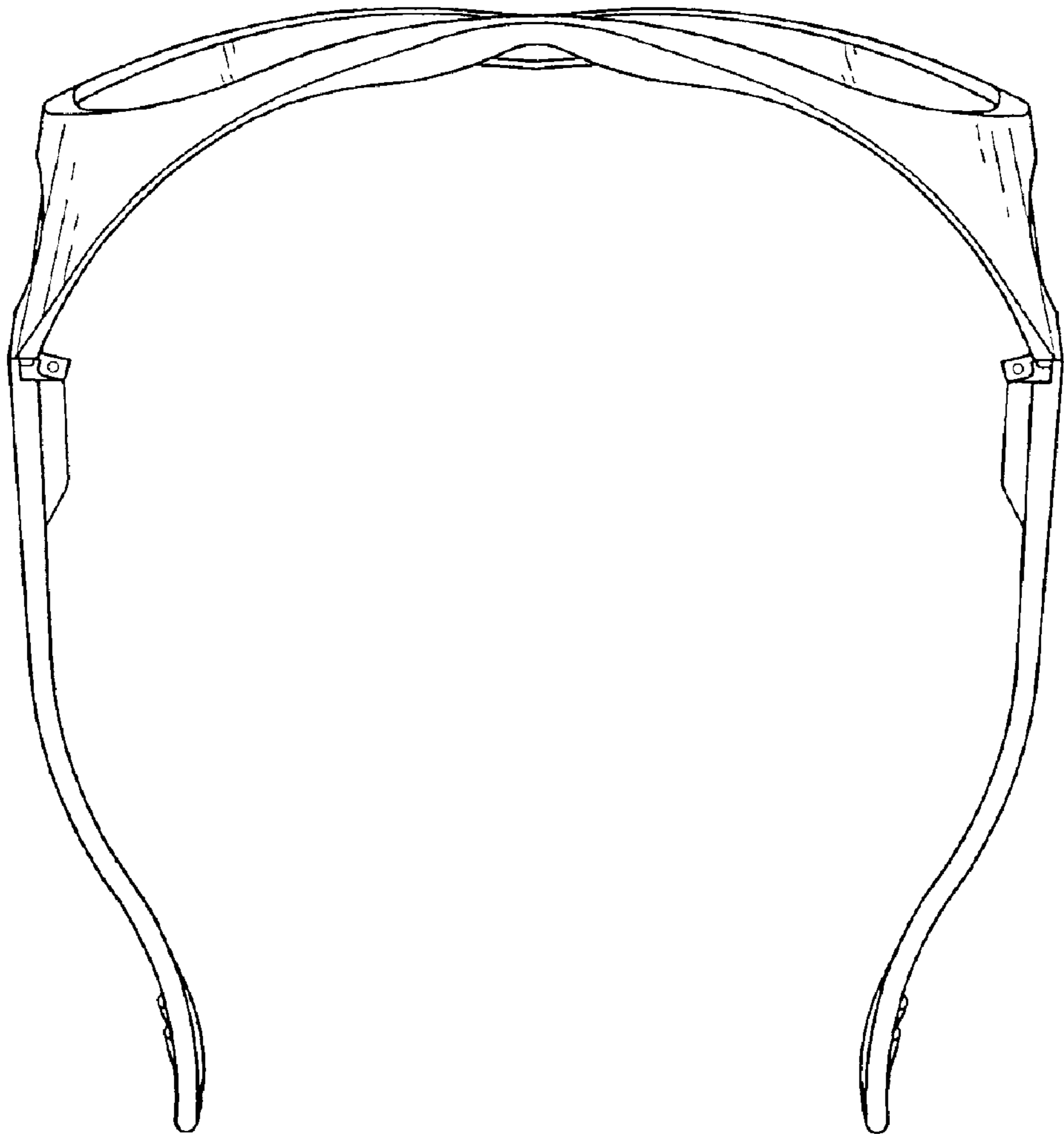


FIG. 6