



US00D517586S

(12) **United States Design Patent**
Eroma

(10) **Patent No.:** **US D517,586 S**
(45) **Date of Patent:** **** Mar. 21, 2006**

(54) **CAMERA HEADSET**

(75) Inventor: **Valterri Eroma, Salo (FI)**

(73) Assignee: **Nokia Corporation, Espoo (FI)**

(**) Term: **14 Years**

(21) Appl. No.: **29/180,683**

(22) Filed: **Apr. 30, 2003**

(30) **Foreign Application Priority Data**

Oct. 31, 2002 (FI) M20020649

(51) **LOC (8) Cl.** **16-01**

(52) **U.S. Cl.** **D16/212**

(58) **Field of Classification Search** D14/205,
D14/206, 192, 223; D16/208, 212, 218, 219,
D16/237; 345/8; 348/53, 373, 374-376; 396/349,
396/448, 535, 539, 540, 541

See application file for complete search history.

(56) **References Cited**

U.S. PATENT DOCUMENTS

D334,043 S	*	3/1993	Taniguchi et al.	D14/223
D391,953 S	*	3/1998	Copeland et al.	D14/223
D451,493 S	*	12/2001	Ng	D14/192
D457,513 S	*	5/2002	Pirelli et al.	D14/223
D470,523 S	*	2/2003	Basmdjian et al.	D16/212
6,580,563 B1	*	6/2003	Finney	345/8
D479,834 S	*	9/2003	Salazar et al.	D14/205
D484,520 S	*	12/2003	Jin	D16/218

FOREIGN PATENT DOCUMENTS

FI 23177 4/2003

OTHER PUBLICATIONS

Retailer's Guide, published 2001, p. 25.

* cited by examiner

Primary Examiner—Adir Aronovich

(74) *Attorney, Agent, or Firm*—Banner & Witcoff, Ltd.

(57) **CLAIM**

The ornamental design of a camera headset, as shown and described.

DESCRIPTION

FIG. 1 is a front perspective view of a part of a camera headset showing my new design;

FIG. 2 is a front perspective view of a part of a camera headset in an open position thereof;

FIG. 3 is a rear view of a camera basket shown in FIG. 1 thereof;

FIG. 4 is a rear view of the part of a camera headset shown in an open position thereof;

FIG. 5 is a front view of the part of a camera shown in an open position thereof;

FIG. 6 is a left side view of the part of a camera headset shown in FIG. 1 thereof;

FIG. 7 is a right side view of the part of a camera headset shown in FIG. 1 thereof;

FIG. 8 is a left side view of the part of a camera headset shown in FIG. 2 thereof;

FIG. 9 is a right side view of the part of a camera basket shown in an open position thereof;

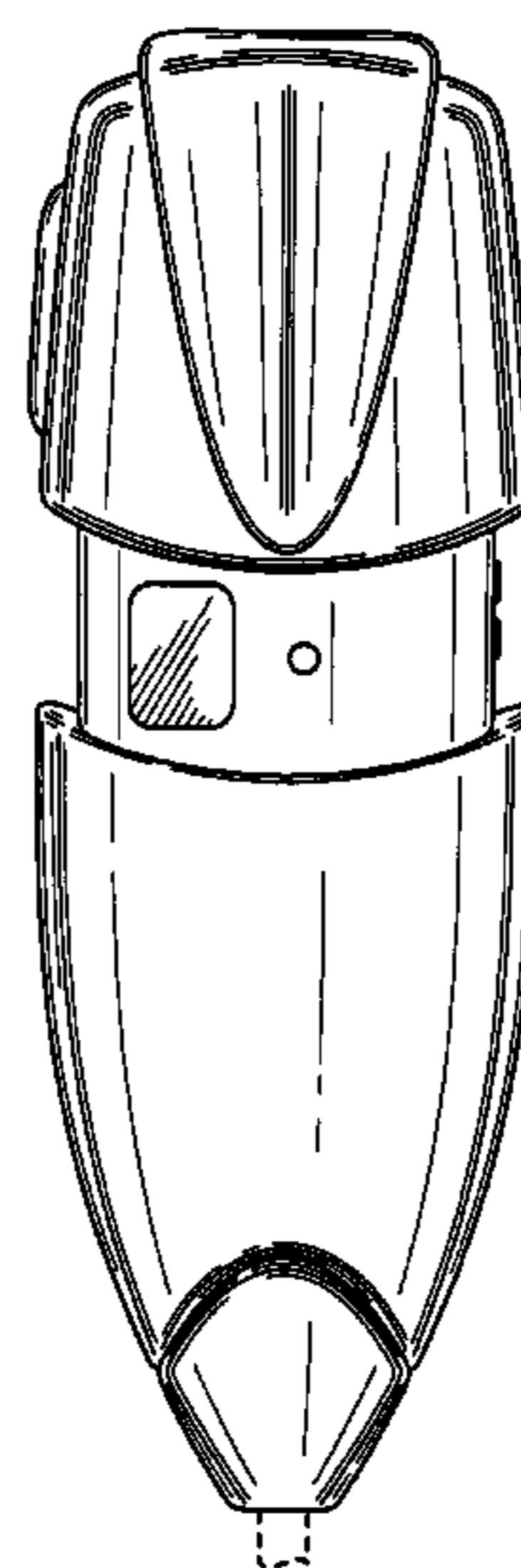
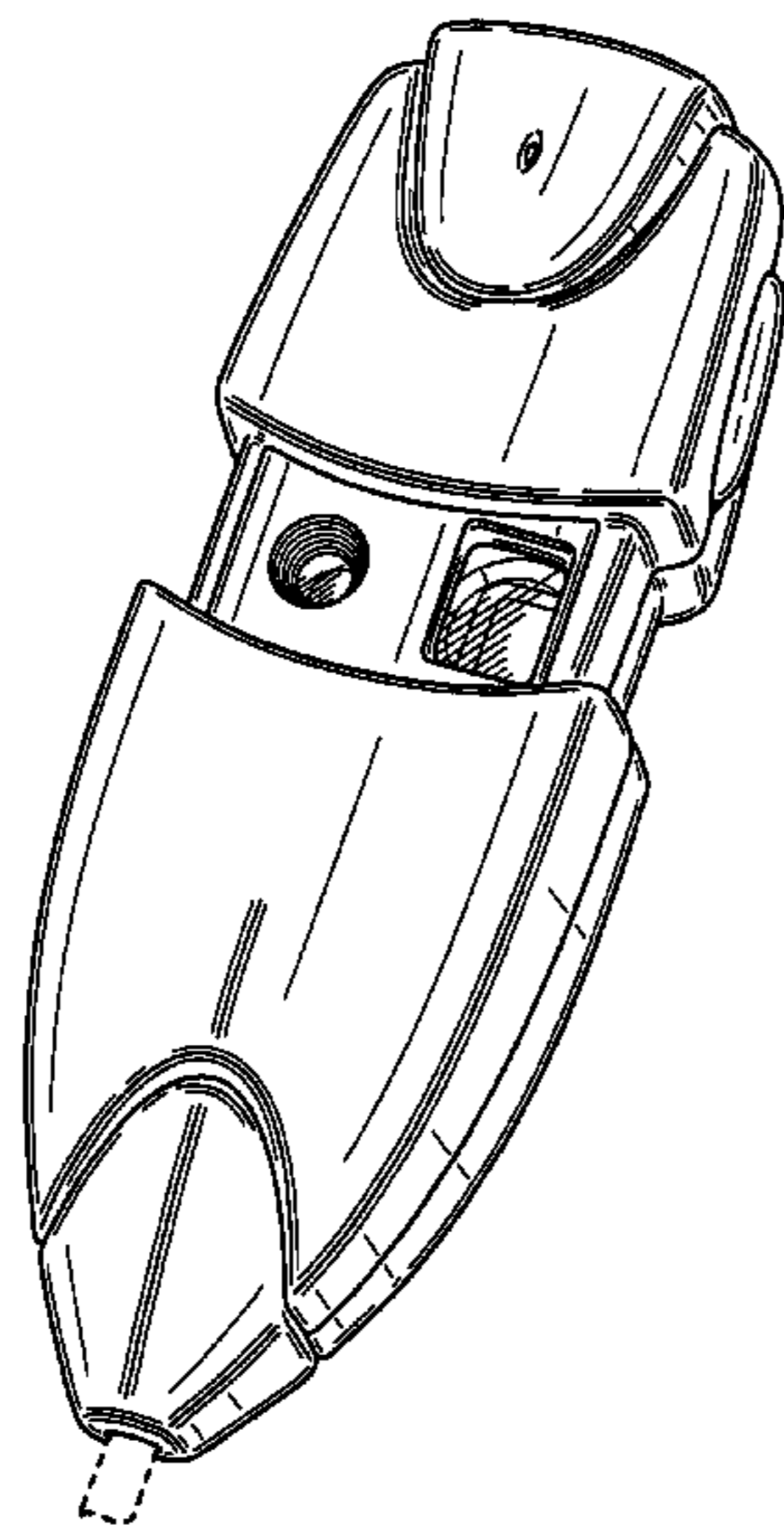
FIG. 10 is a reduced front perspective view of a part of a camera headset, the broken line showing of a headset, cord and wire connector is for illustrative purposes only and forms no part of the claimed design;

FIG. 11 is a reduced front perspective view of a part of a camera headset thereof, in an open position; and

FIG. 12 is a reduced top perspective view of a part of a camera headset thereof, the broken line showing of a cord and wire connector is for illustrative purposes only and forms no part of the claimed design.

The broken lines showings in the Figures are for illustrative purposes only and form no part of the claimed design.

1 Claim, 9 Drawing Sheets



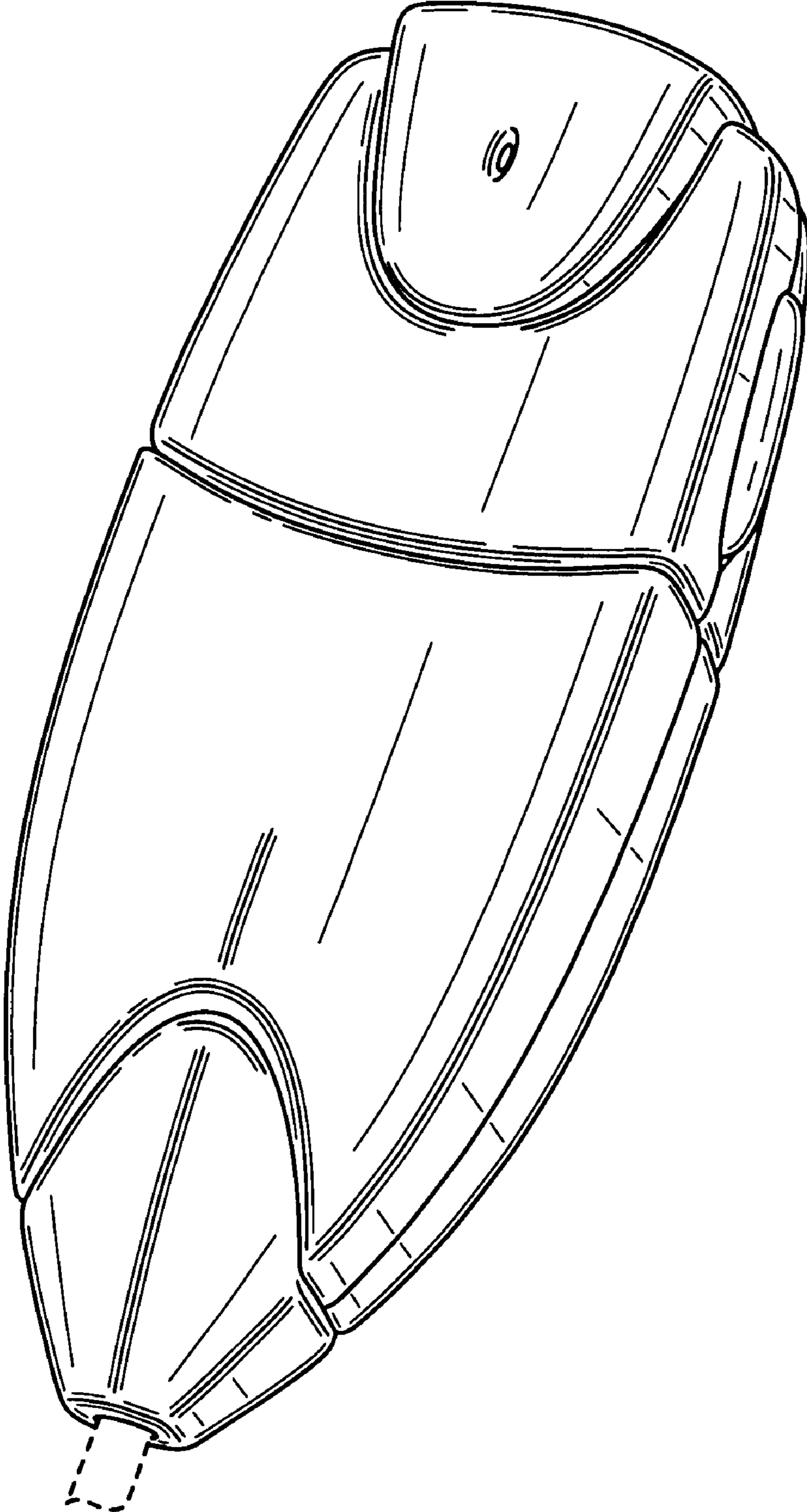


FIG. 1

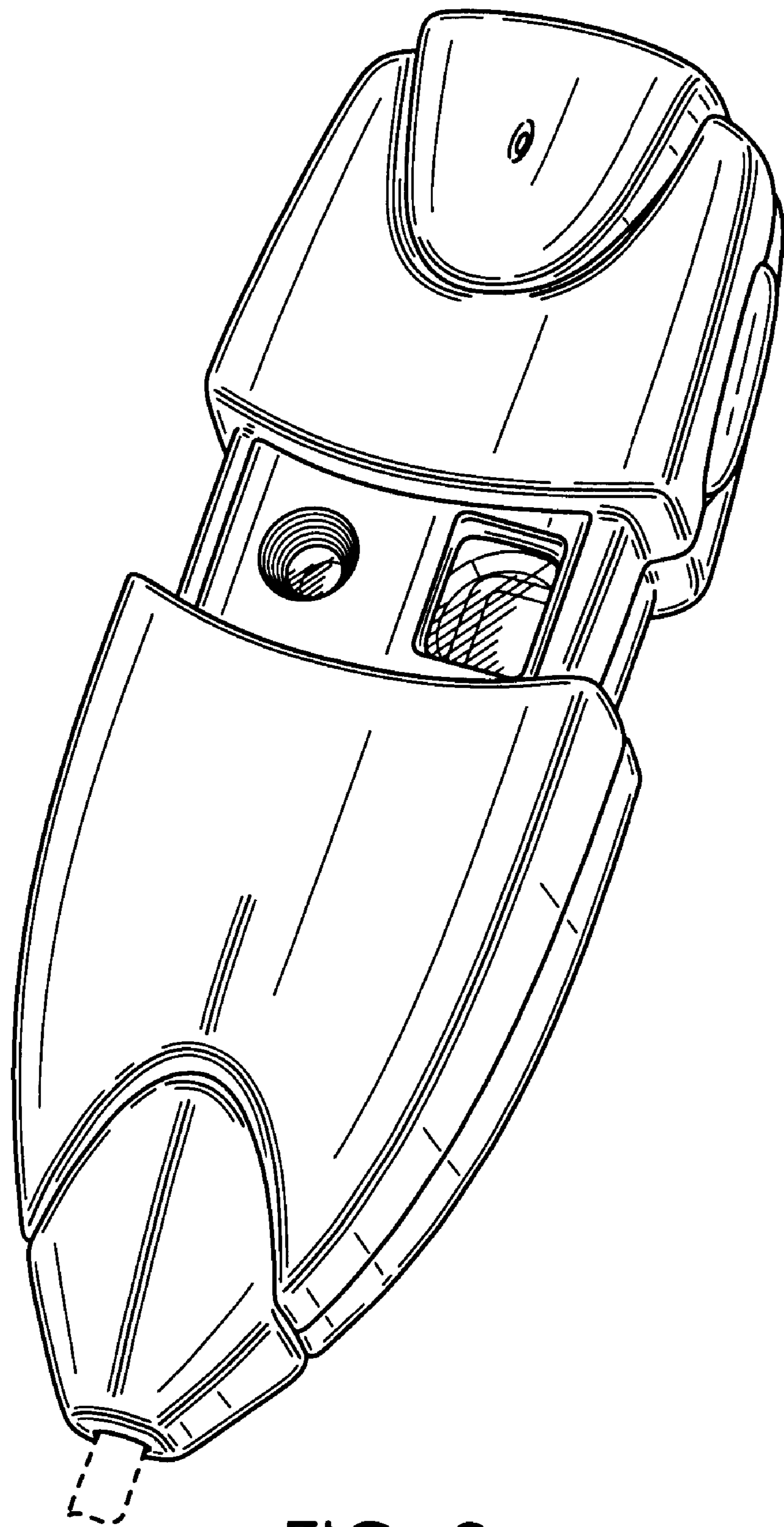


FIG. 2




FIG. 3

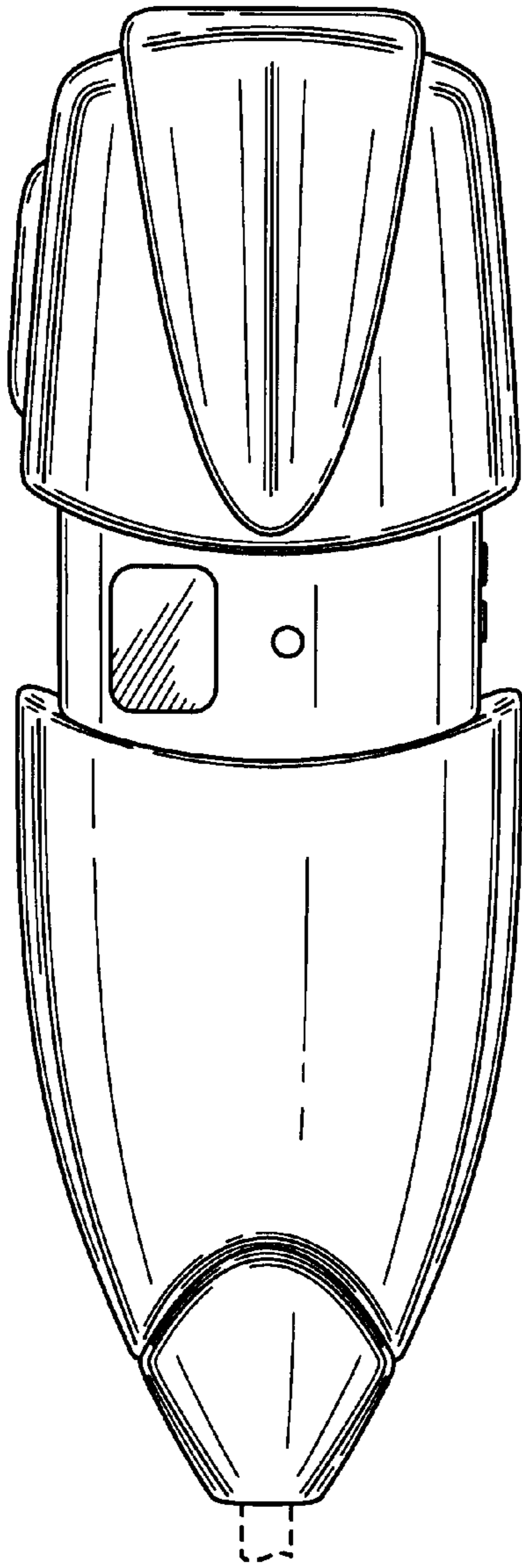


FIG. 4

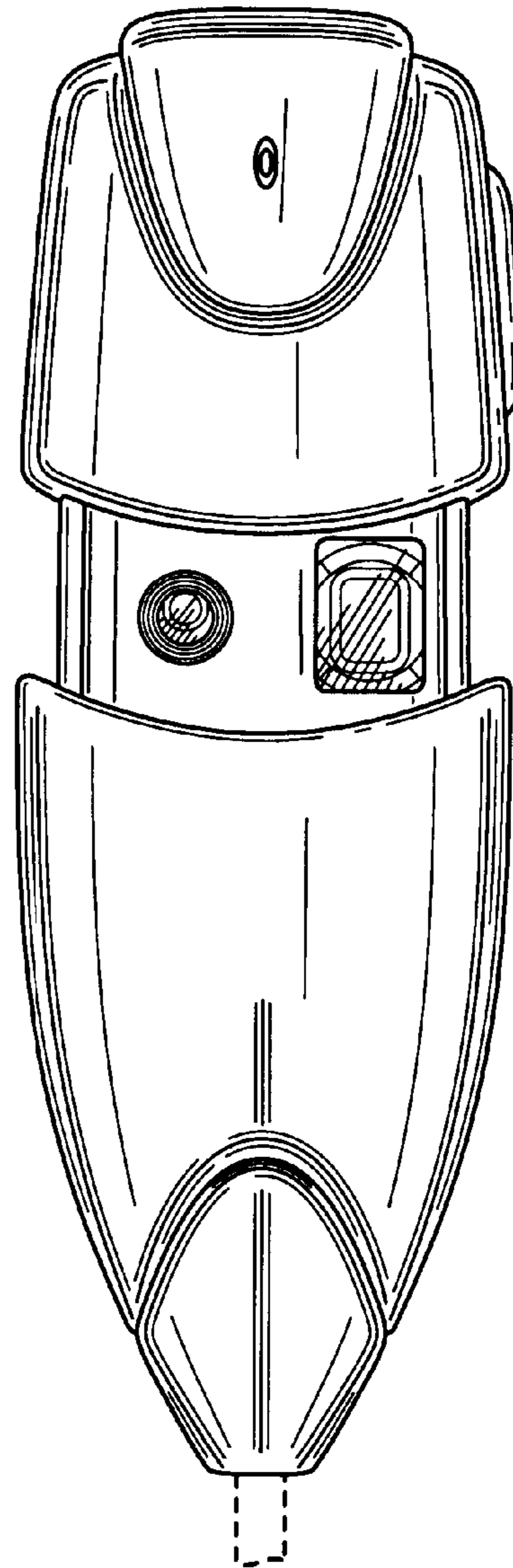


FIG. 5

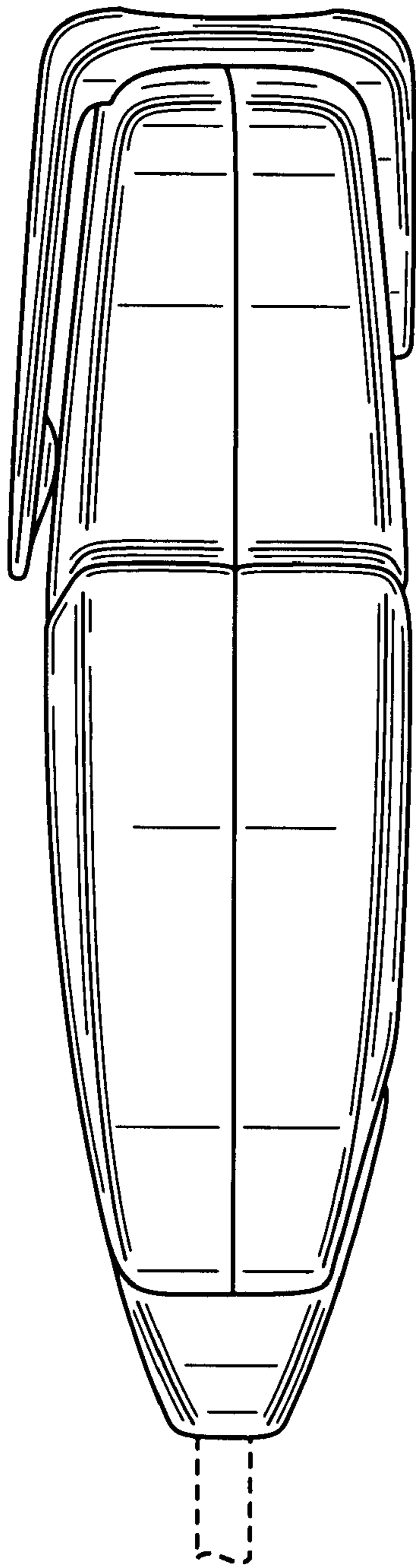


FIG. 6

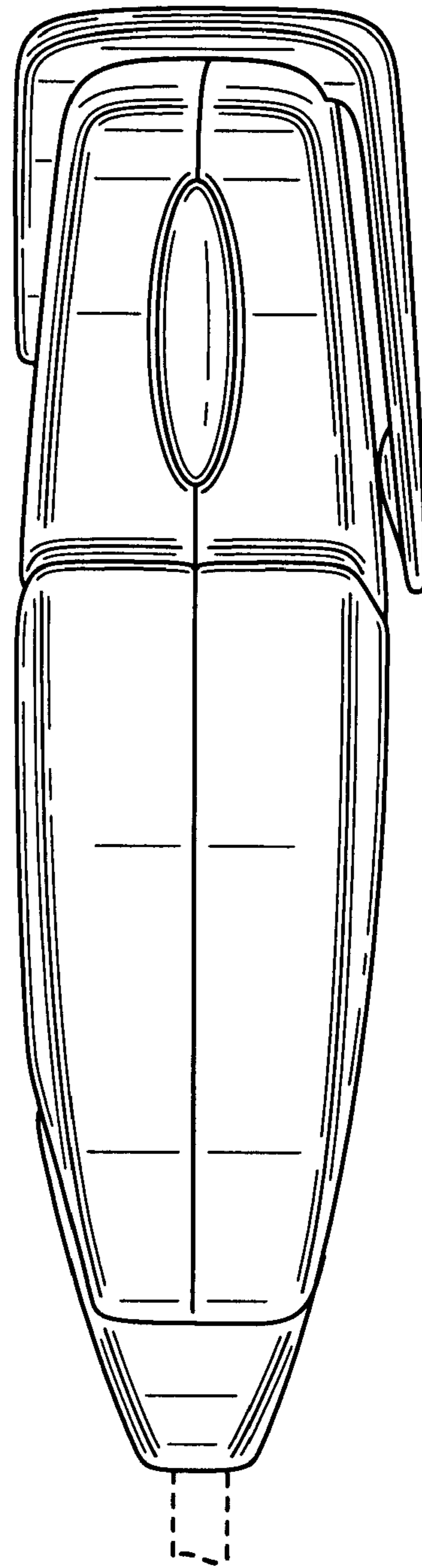


FIG. 7

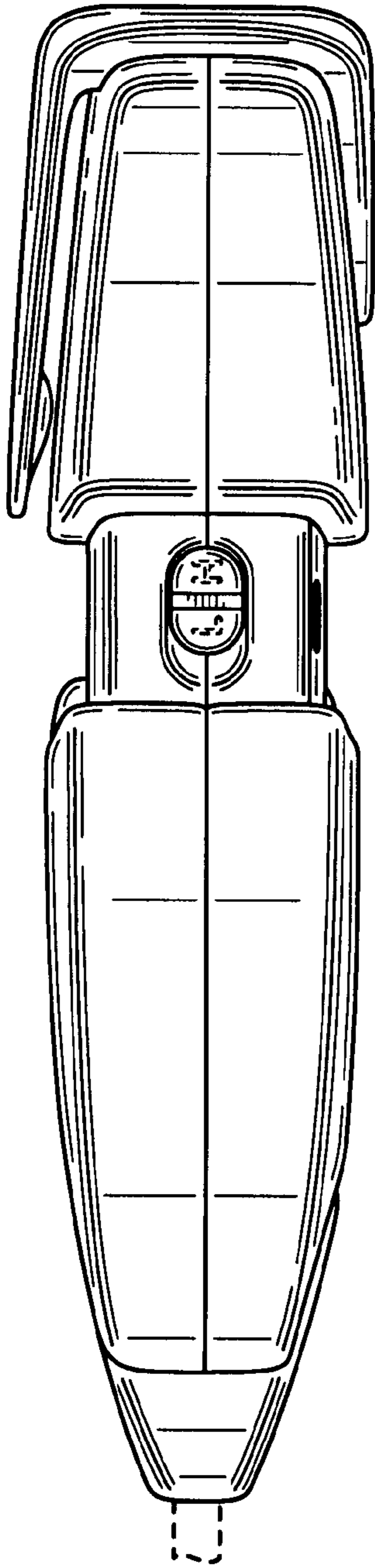


FIG. 8



FIG. 9

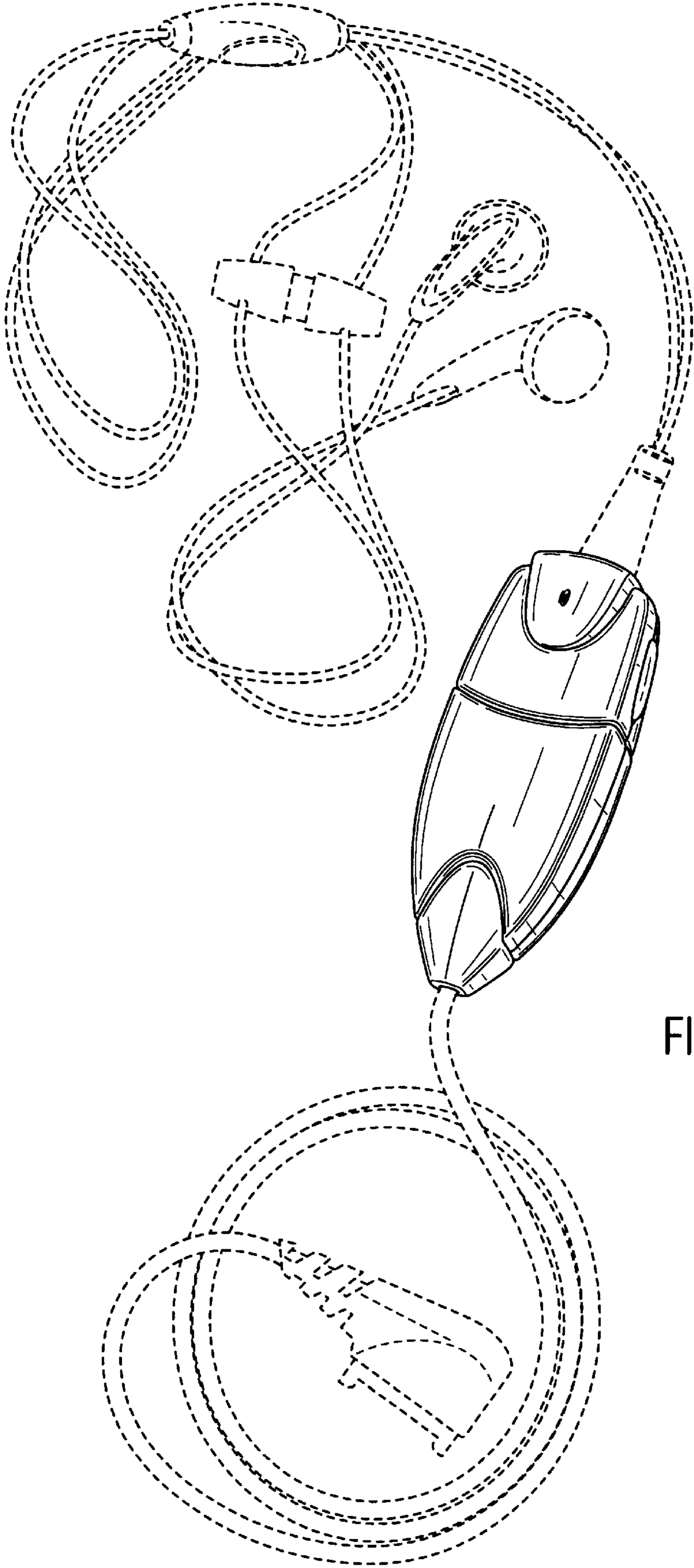


FIG. 10

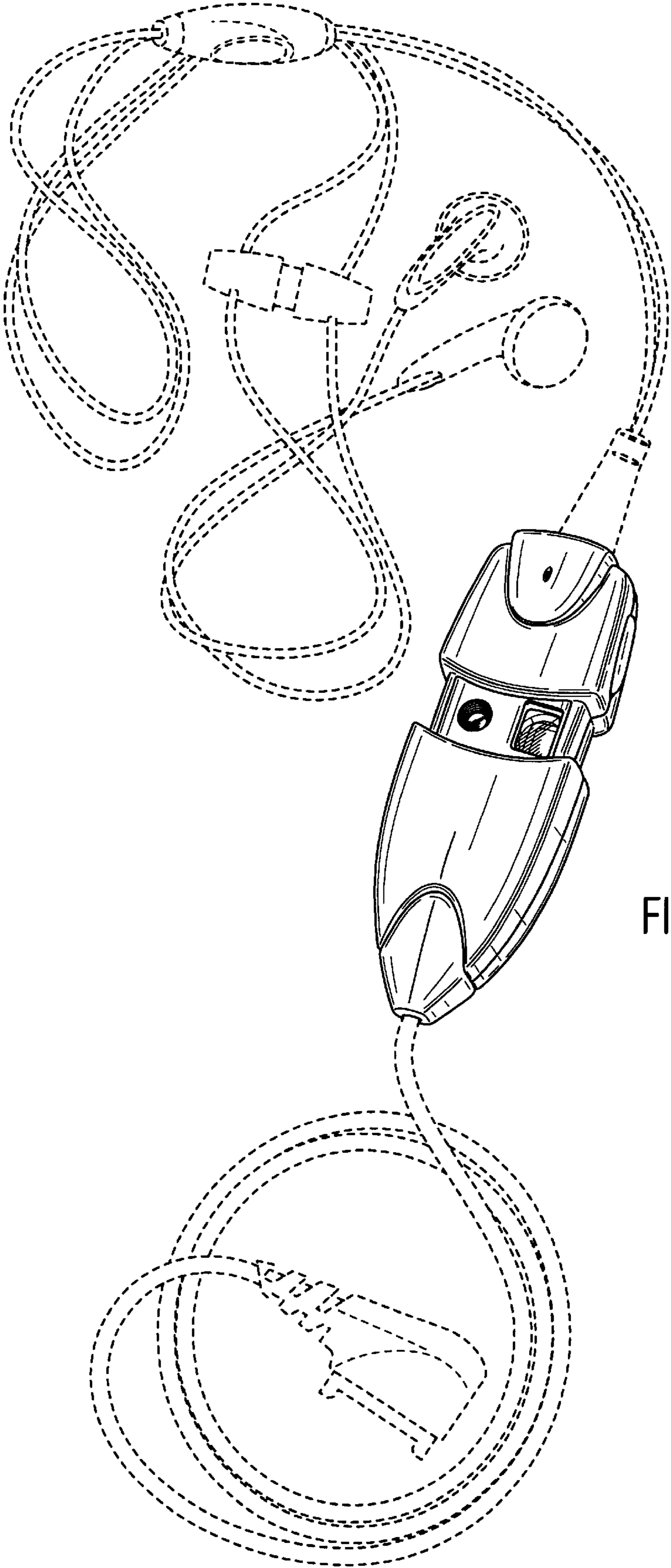


FIG. 11

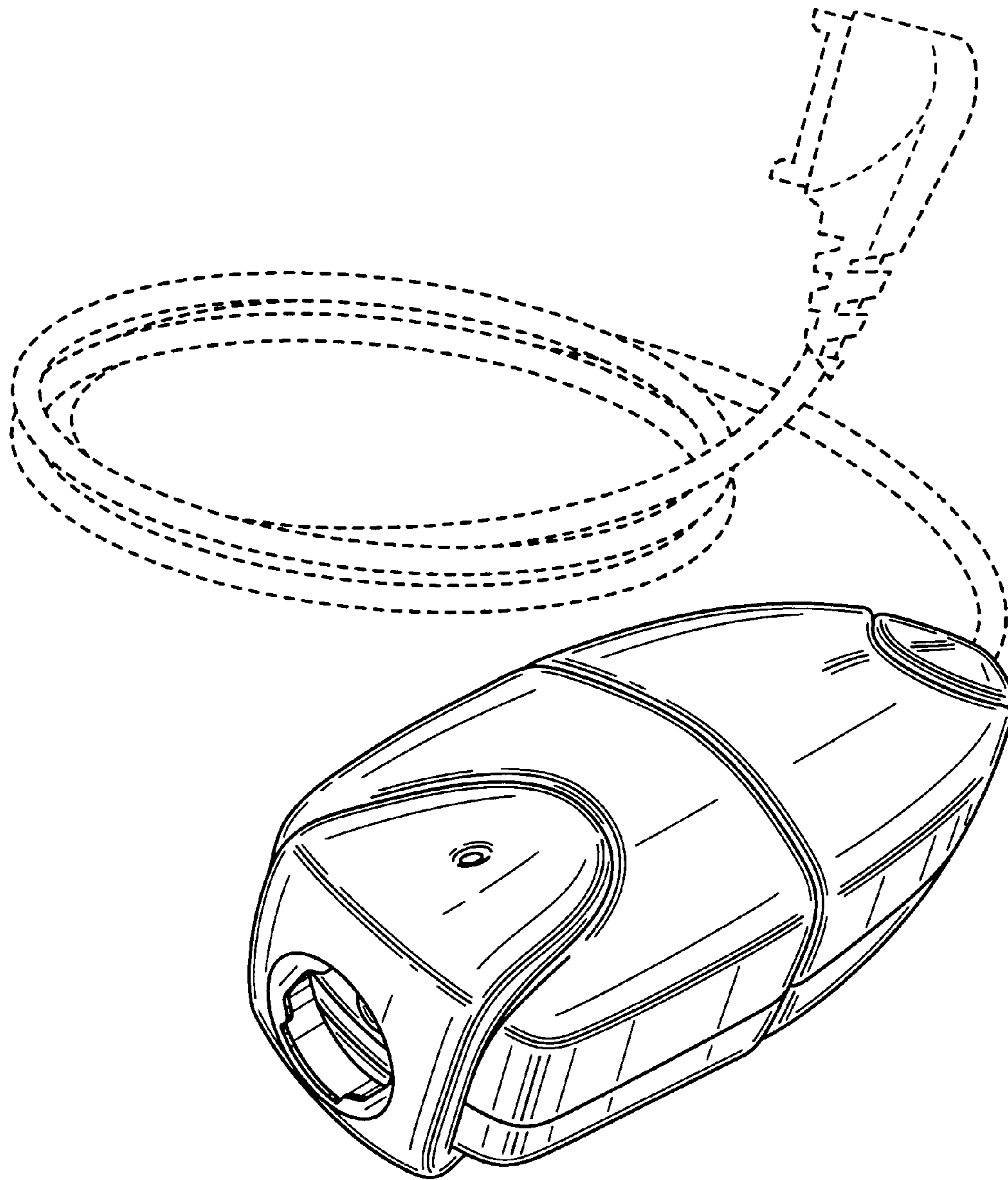


FIG. 12

UNITED STATES PATENT AND TRADEMARK OFFICE
CERTIFICATE OF CORRECTION

PATENT NO. : Des. 517,586 S
APPLICATION NO. : 29/180683
DATED : March 21, 2006
INVENTOR(S) : Valterri Eroma

Page 1 of 2

It is certified that error appears in the above-identified patent and that said Letters Patent is hereby corrected as shown below:

On the cover page, in section (54):

“CAMERA HEADSET”

has been replaced with

-- PART OF A CAMERA HEADSET --

In section (57):

“The ornamental design of a camera headset, as shown and described.”

has been replaced with

-- The ornamental design of part of a camera headset, as shown and described. --

and

“FIG. 1 is a front perspective view of a part of a camera headset showing my new design;”

has been replaced with

-- FIG. 1 is a perspective front view of a part of a camera headset showing my new design; --

and

“FIG. 2 is a front perspective view of a part of a camera headset in an open position thereof;”

has been replaced with

-- FIG. 2 is a perspective front view of a part of a camera headset in an open position thereof; --

On the cover page, in section (57):

“FIG. 3 is a rear view of a camera basket shown in FIG. 1 thereof;”


has been replaced with

-- FIG. 3 is a rear view of the part of a camera headset shown in FIG. 1 thereof; --

and

Signed and Sealed this

Twelfth Day of October, 2010



David J. Kappos
Director of the United States Patent and Trademark Office

“FIG. 4 is a rear view of the part of a camera headset shown in an open position thereof;”

has been replaced with

-- FIG. 4 is a rear view of the part of a camera headset shown in FIG. 2 thereof; --

and

“FIG. 5 is a front view of the part of a camera shown in an open position thereof;”

has been replaced with

-- FIG. 5 is a front view of the part of a camera headset shown in FIG. 2 thereof; --

and

“FIG. 7 is a right side view of the part of a camera headseta shown in FIG. 1 thereof;”

has been replaced with

-- FIG. 7 is a right side view of the part of a camera headset shown in FIG. 1 thereof; --

“FIG. 9 is a right side view of the part of a camera basket shown in an open position thereof;”

has been replaced with

-- FIG. 9 is a right side view of the part of a camera headset shown in FIG. 2 thereof; --