



US00D517559S

(12) **United States Design Patent**
Yu et al.

(10) **Patent No.:** **US D517,559 S**
(45) **Date of Patent:** **** Mar. 21, 2006**

(54) **MIXED INTERFACE INTEGRATED CIRCUIT CARD**

(75) Inventors: **Gordon Yu**, Taipei (TW); **Hung-Tse Ho**, Taipei (TW); **Chien-Wei Teng**, Miaoli (TW); **I-Hua Ho**, Kaohsiung (TW); **Kuo-Yu Wu**, Jhonghe (TW)

(73) Assignee: **C-One Technology Corporation**, Hsin-Chu (TW)

(**) Term: **14 Years**

(21) Appl. No.: **29/220,333**

(22) Filed: **Dec. 30, 2004**

(51) **LOC (8) Cl.** **14-02**

(52) **U.S. Cl.** **D14/436**

(58) **Field of Classification Search** 235/441, 235/443, 487, 492, 493, 495; D14/435-38, D14/478-80; 361/737, 679, 736, 728, 729-30; 257/678-79; 439/946; 174/250, 260, 52.1-52.2
See application file for complete search history.

(56) **References Cited**

U.S. PATENT DOCUMENTS

- D219,274 S * 11/1970 Huebner et al. D14/438
- D261,760 S * 11/1981 Dlugos D14/438
- D387,747 S * 12/1997 Ishihara D14/437
- D445,111 S * 7/2001 Okamoto et al. D14/436

- D452,243 S * 12/2001 Wallace D14/436
- 6,333,854 B1 * 12/2001 Sasaoka et al. 361/737
- D457,887 S * 5/2002 Kadonaga D14/436
- 6,433,285 B1 * 8/2002 Maeda et al. 174/260
- 6,480,390 B1 * 11/2002 Matsumiya et al. 361/736
- 6,483,038 B1 * 11/2002 Lee et al. 174/255
- D476,011 S * 6/2003 Taniguchi et al. D14/436
- 6,616,053 B1 * 9/2003 Kondo et al. 235/492
- 6,646,885 B1 * 11/2003 Yu et al. 361/737

* cited by examiner

Primary Examiner—Alan P. Douglas
Assistant Examiner—Susan Moon Lee

(74) *Attorney, Agent, or Firm*—Bacon & Thomas PLLC

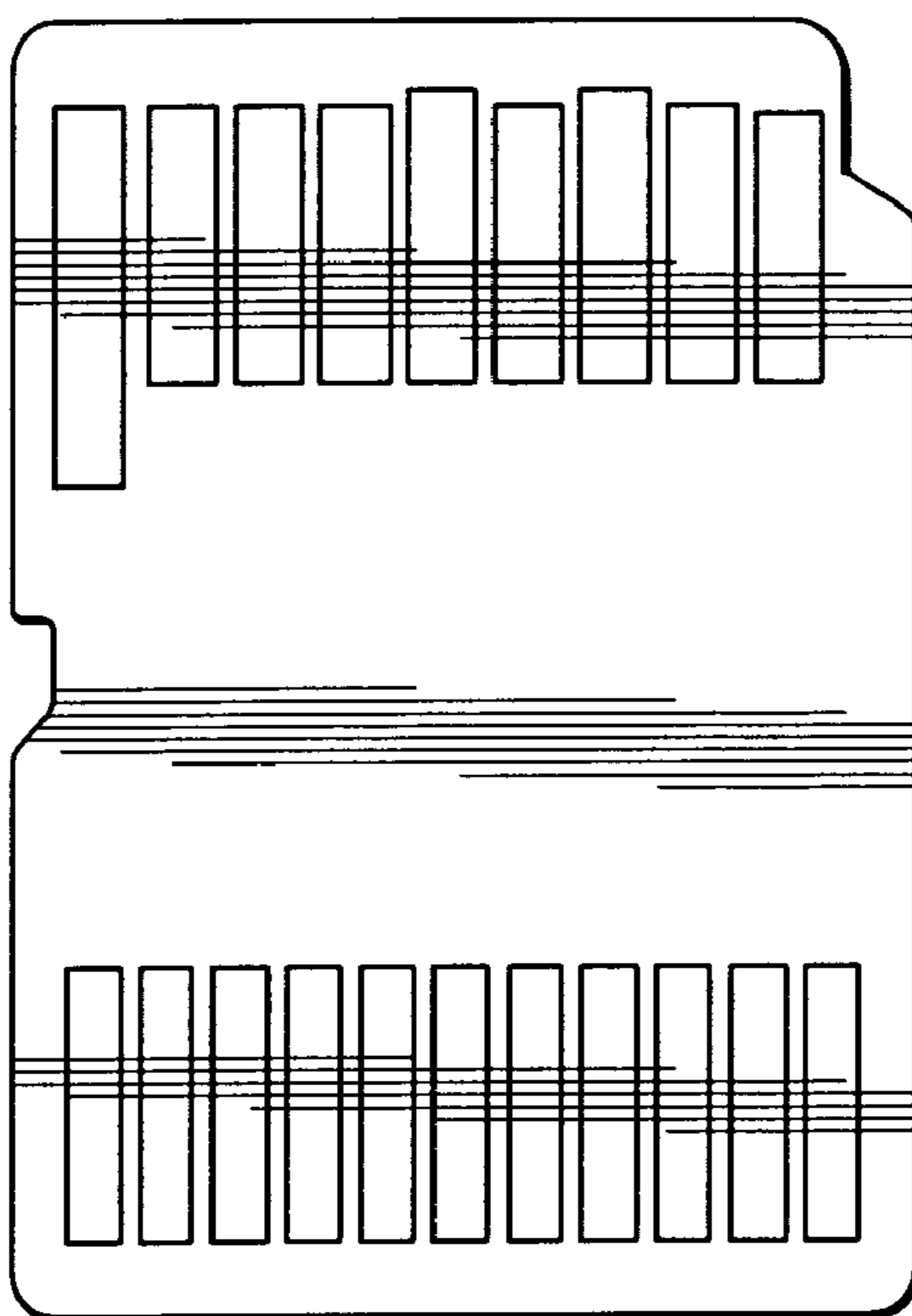
(57) **CLAIM**

The ornamental design for a mixed interface integrated circuit card, as shown and described.

DESCRIPTION

FIG. 1 is a perspective view of a mixed interface integrated circuit card showing our new design; FIG. 2 is a front view thereof; FIG. 3 is a rear view thereof; FIG. 4 is a left side view thereof; FIG. 5 is a right side view thereof; FIG. 6 is a top view thereof; and, FIG. 7 is a bottom view thereof.

1 Claim, 2 Drawing Sheets



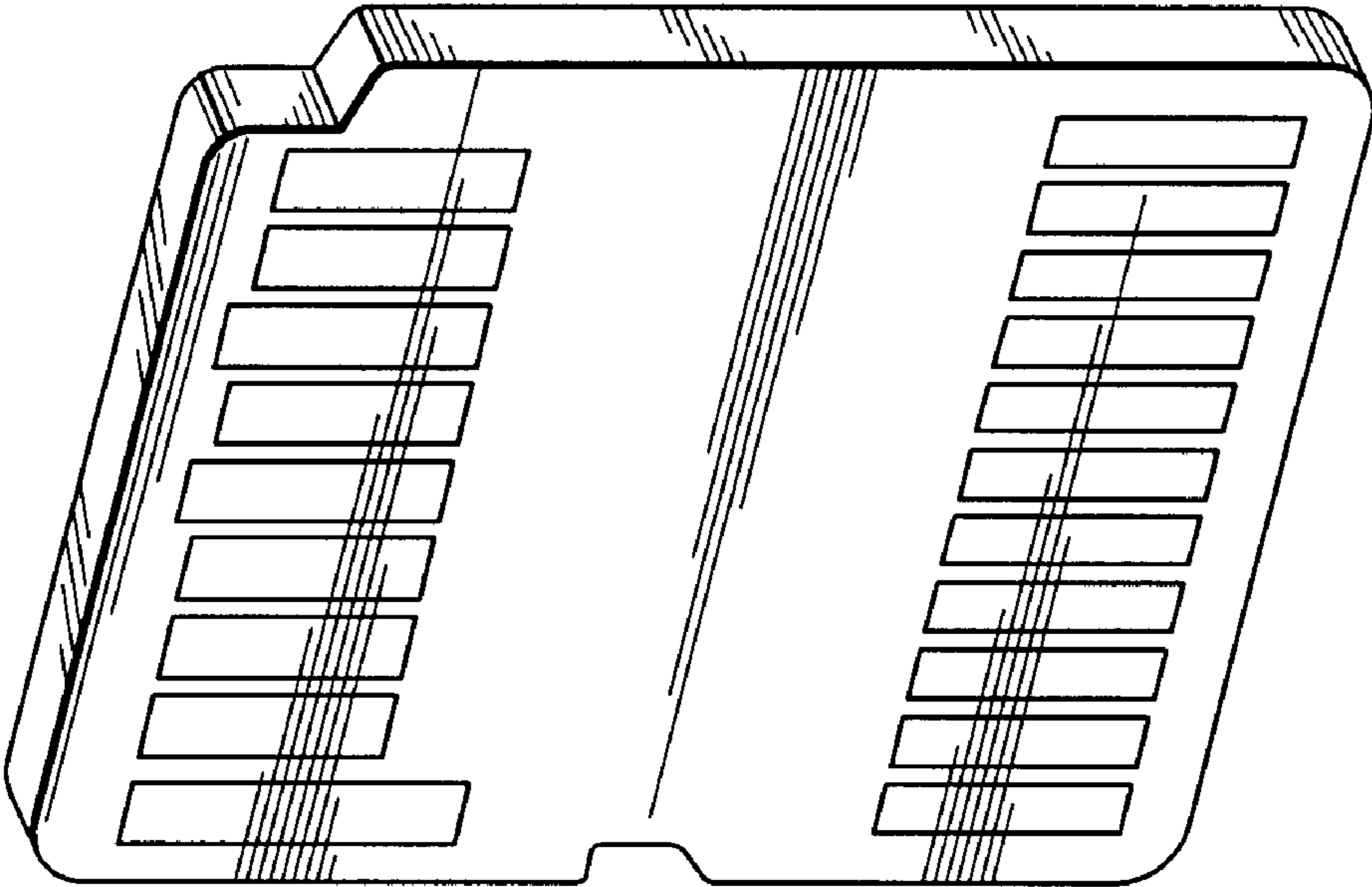


FIG. 1



FIG. 6



FIG. 4

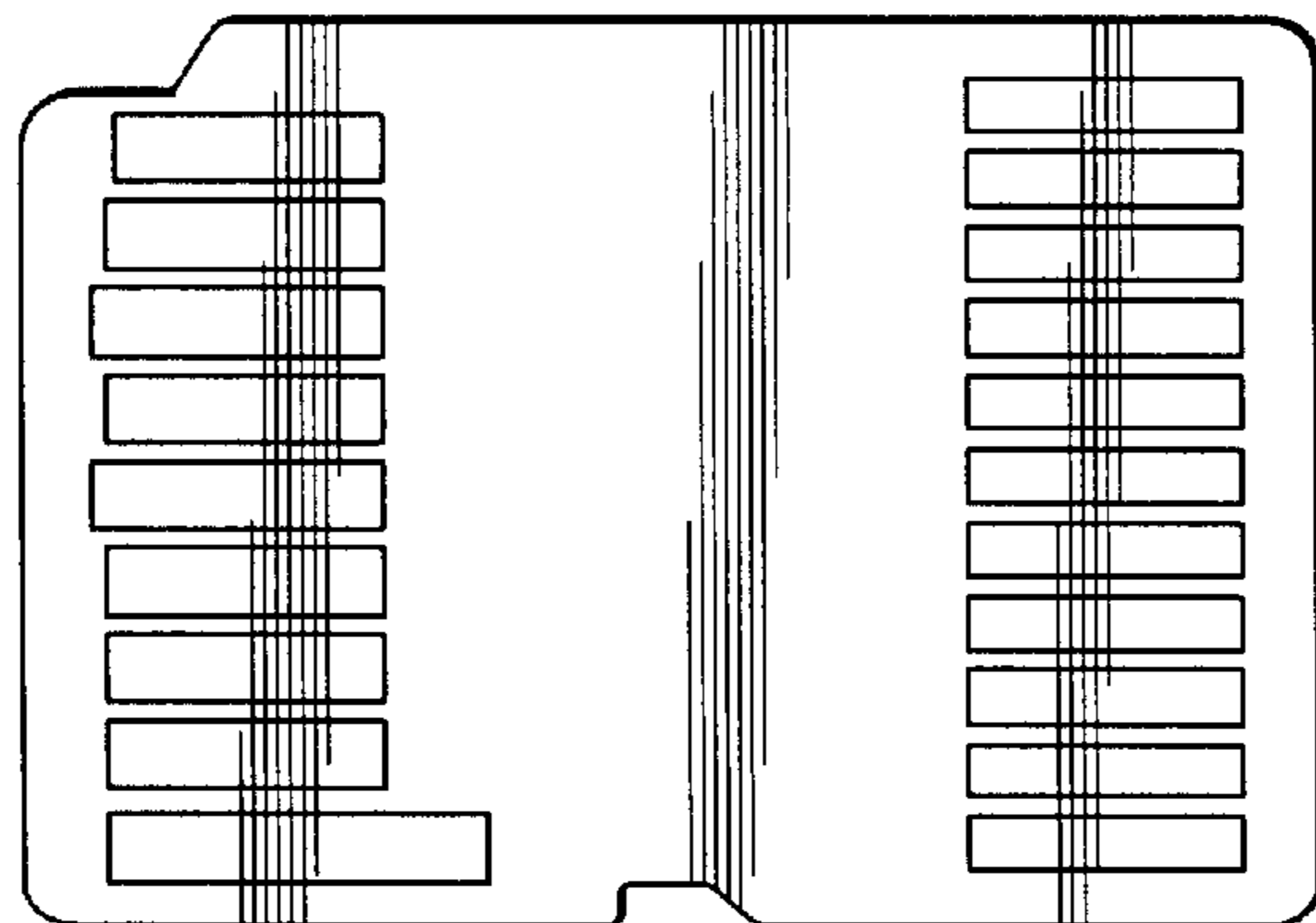


FIG. 2

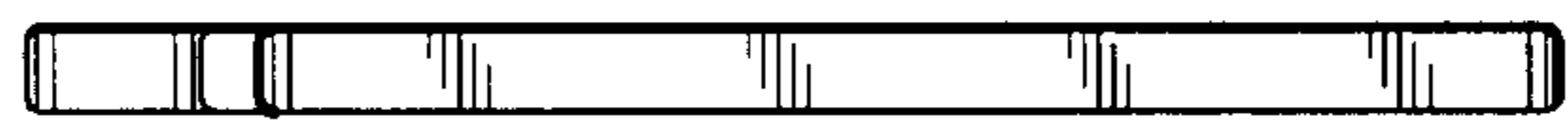


FIG. 5

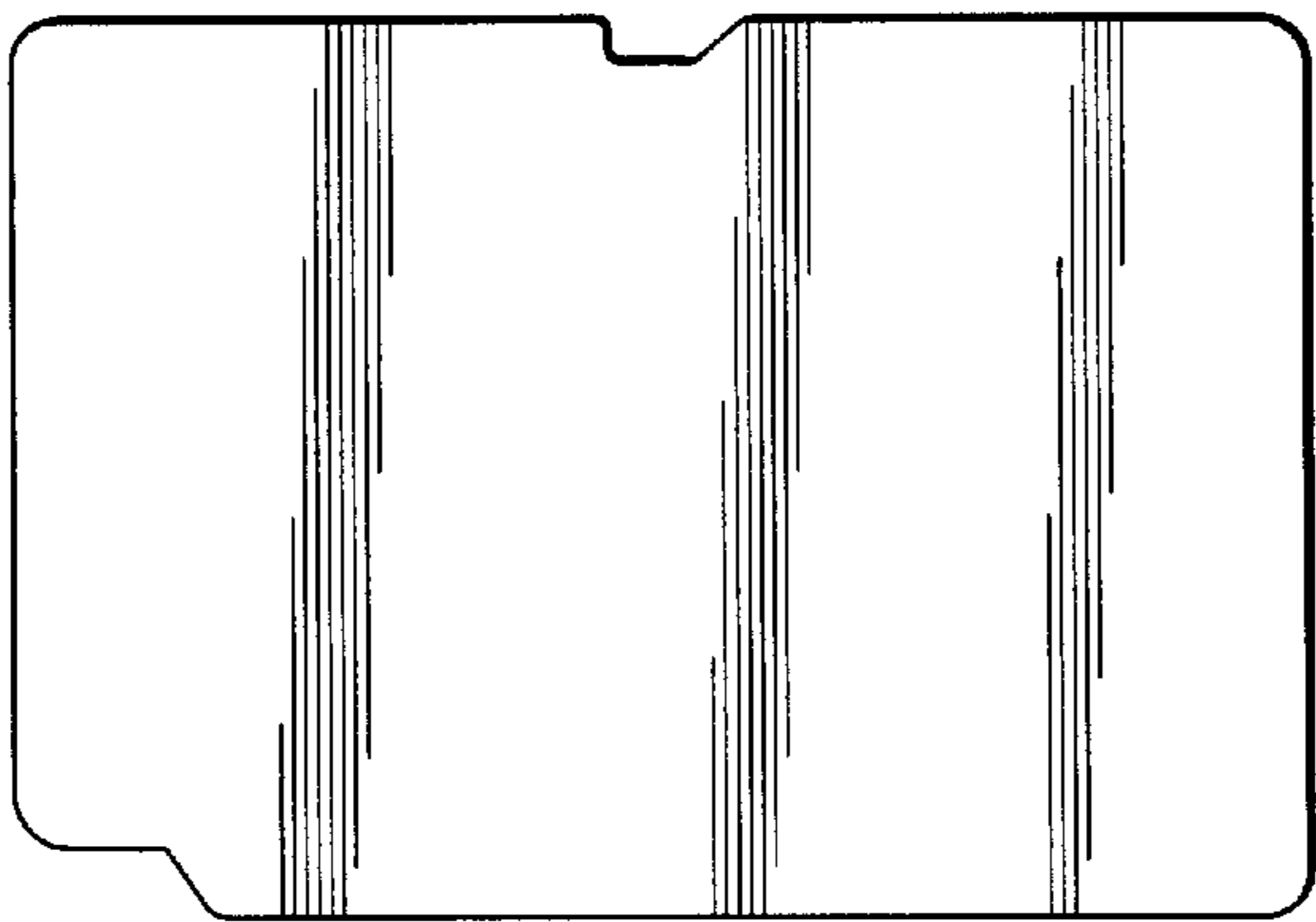


FIG. 3

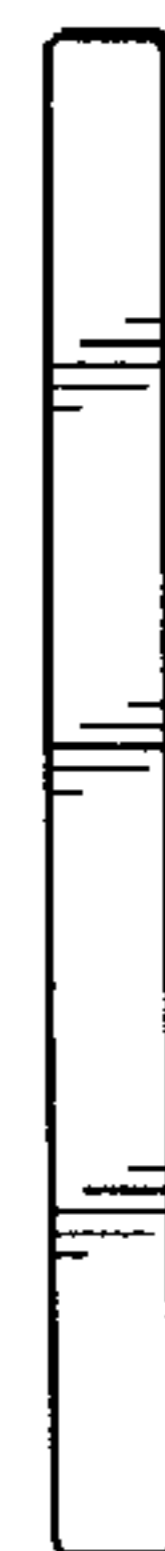


FIG. 7