



US00D517554S

(12) **United States Design Patent**
Yanagisawa et al.

(10) **Patent No.: US D517,554 S**

(45) **Date of Patent: ** Mar. 21, 2006**

(54) **FILM SCANNER**

(75) Inventors: **Kenji Yanagisawa, Nagano-ken (JP);
Toshiaki Oshima, Nagano-ken (JP)**

(73) Assignee: **Seiko Epson Corporation, Tokyo (JP)**

(**) Term: **14 Years**

(21) Appl. No.: **29/211,361**

(22) Filed: **Aug. 16, 2004**

(30) **Foreign Application Priority Data**

Mar. 5, 2004 (JP) 2004-006708

(51) **LOC (8) Cl. 14-02**

(52) **U.S. Cl. D14/421**

(58) **Field of Classification Search** D14/420,
D14/421; D18/36; D24/170, 144, 158, 186,
D24/231, 232; D16/246-248, 250; 399/378
See application file for complete search history.

(56) **References Cited**

U.S. PATENT DOCUMENTS

- D185,668 S * 7/1959 Jones et al. D18/36
- D196,756 S * 10/1963 Regal D18/36
- 3,308,732 A * 3/1967 Raak et al. 396/557
- D215,037 S * 8/1969 Clark et al. D18/36
- 3,718,439 A * 2/1973 Rosse et al. 422/102
- D235,786 S * 7/1975 Zaccai D10/83
- D240,080 S * 5/1976 Brown D18/36
- D260,903 S * 9/1981 Overman D18/36
- D266,151 S * 9/1982 Dawson D10/81
- D310,120 S * 8/1990 Wickham et al. D24/186
- D310,178 S * 8/1990 Collister et al. D10/81
- D322,978 S * 1/1992 Yamamoto D16/225
- D341,131 S * 11/1993 Keeney et al. D14/420

- D344,974 S * 3/1994 Clark et al. D18/54
- D351,655 S * 10/1994 Smith et al. D24/170
- D356,745 S * 3/1995 Ninomiya et al. D10/81
- D367,821 S * 3/1996 Fischer D10/65
- D369,825 S * 5/1996 Yatabe et al. D18/50
- D377,646 S * 1/1997 Hirabayashi D14/420
- D396,108 S * 7/1998 Garito et al. D24/144
- D399,864 S * 10/1998 Gotham D16/246
- D405,101 S * 2/1999 Gotham D16/246
- D408,837 S * 4/1999 Gotham et al. D16/246
- D412,339 S * 7/1999 Sakata D16/246
- 5,933,222 A * 8/1999 Hoshino et al. 355/75
- 6,178,016 B1 * 1/2001 Ashe et al. 358/487
- 6,268,936 B1 * 7/2001 Truc et al. 358/487
- D446,306 S * 8/2001 Ochi et al. D24/186
- D457,180 S * 5/2002 Gotham et al. D16/246
- 6,486,980 B1 * 11/2002 Sawanobori 358/487

* cited by examiner

Primary Examiner—Alan P. Douglas
Assistant Examiner—Susan Moon Lee
(74) *Attorney, Agent, or Firm*—Sughrue Mion, PLLC

(57) **CLAIM**

The ornamental design for a film scanner, as shown.

DESCRIPTION

FIG. 1 is a perspective view of the top, front and right side of a film scanner showing our new design;
FIG. 2 is a top plan view thereof;
FIG. 3 is a front elevational view thereof;
FIG. 4 is a right side elevational view thereof;
FIG. 5 is a left side elevational view thereof;
FIG. 6 is a rear elevational view thereof; and,
FIG. 7 is a bottom plan view thereof.

1 Claim, 4 Drawing Sheets

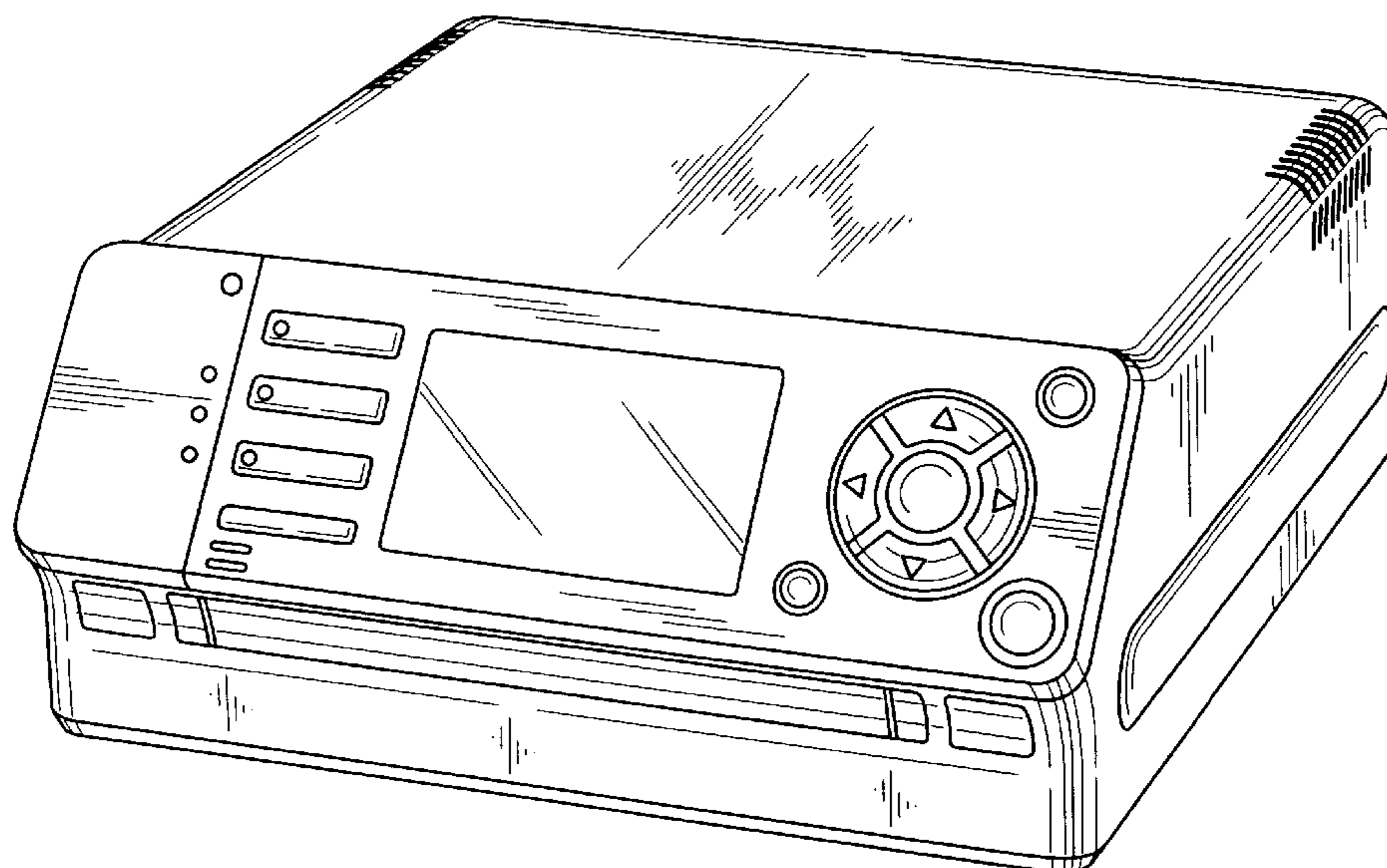


FIG. 1

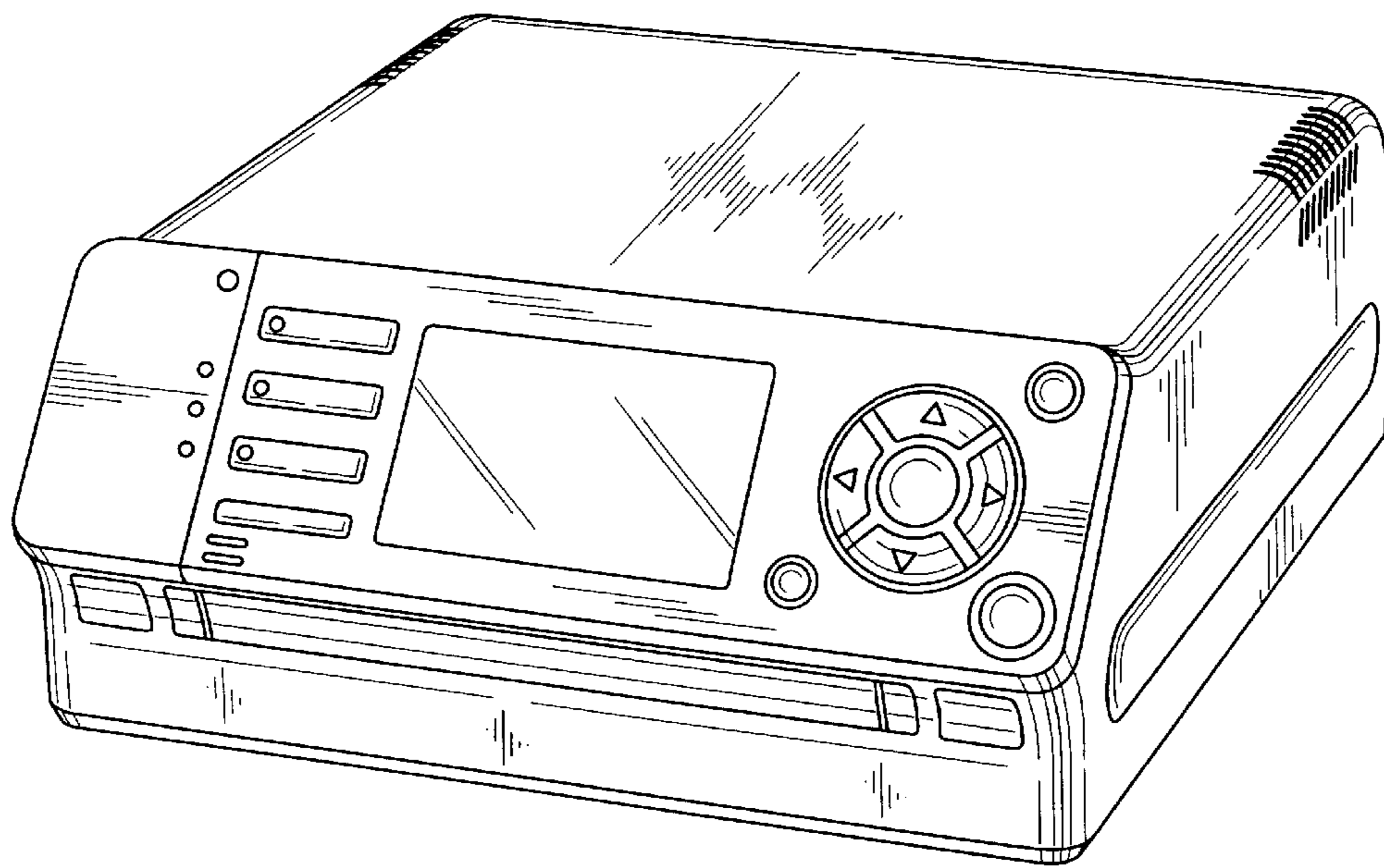


FIG. 2

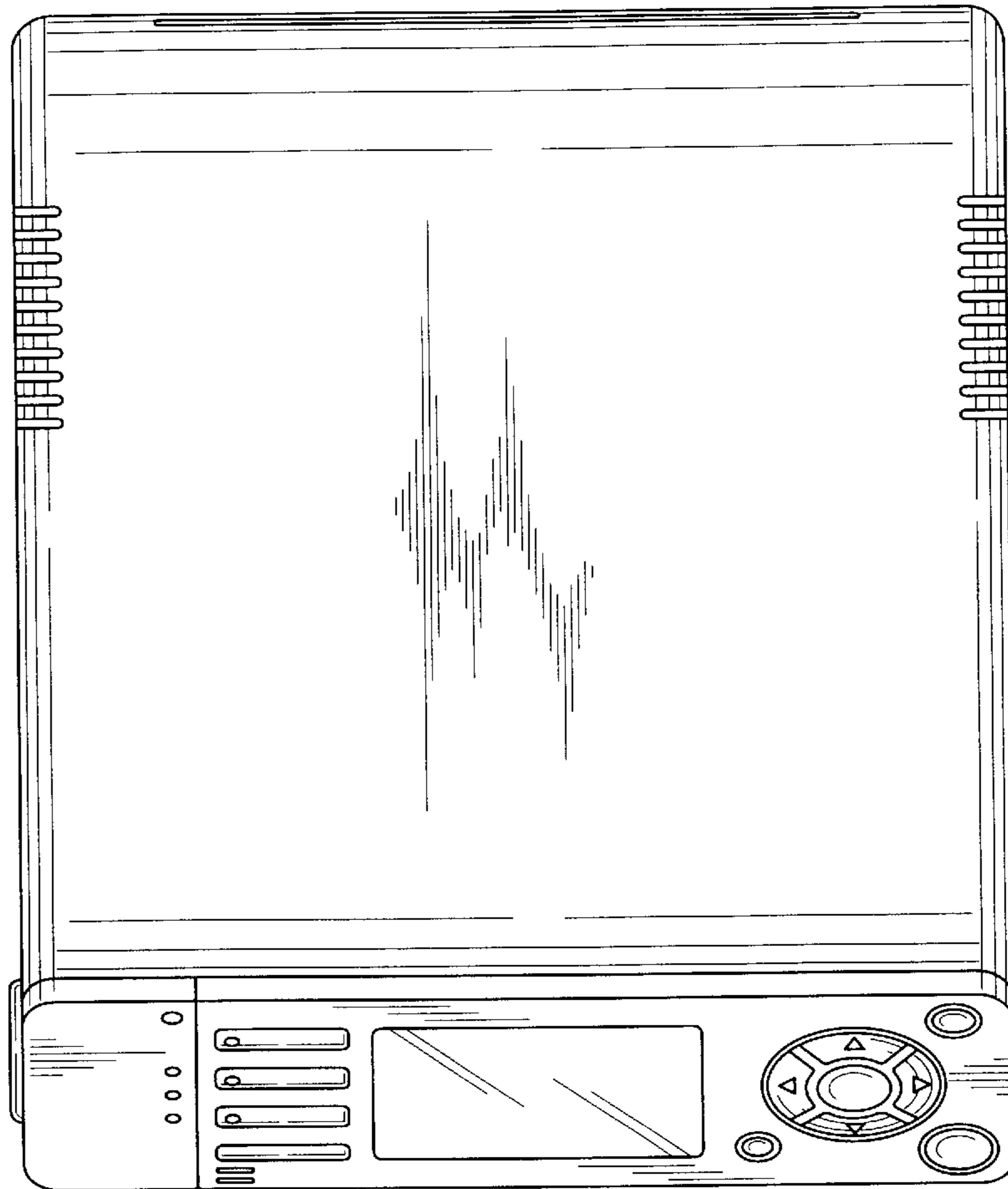


FIG. 3

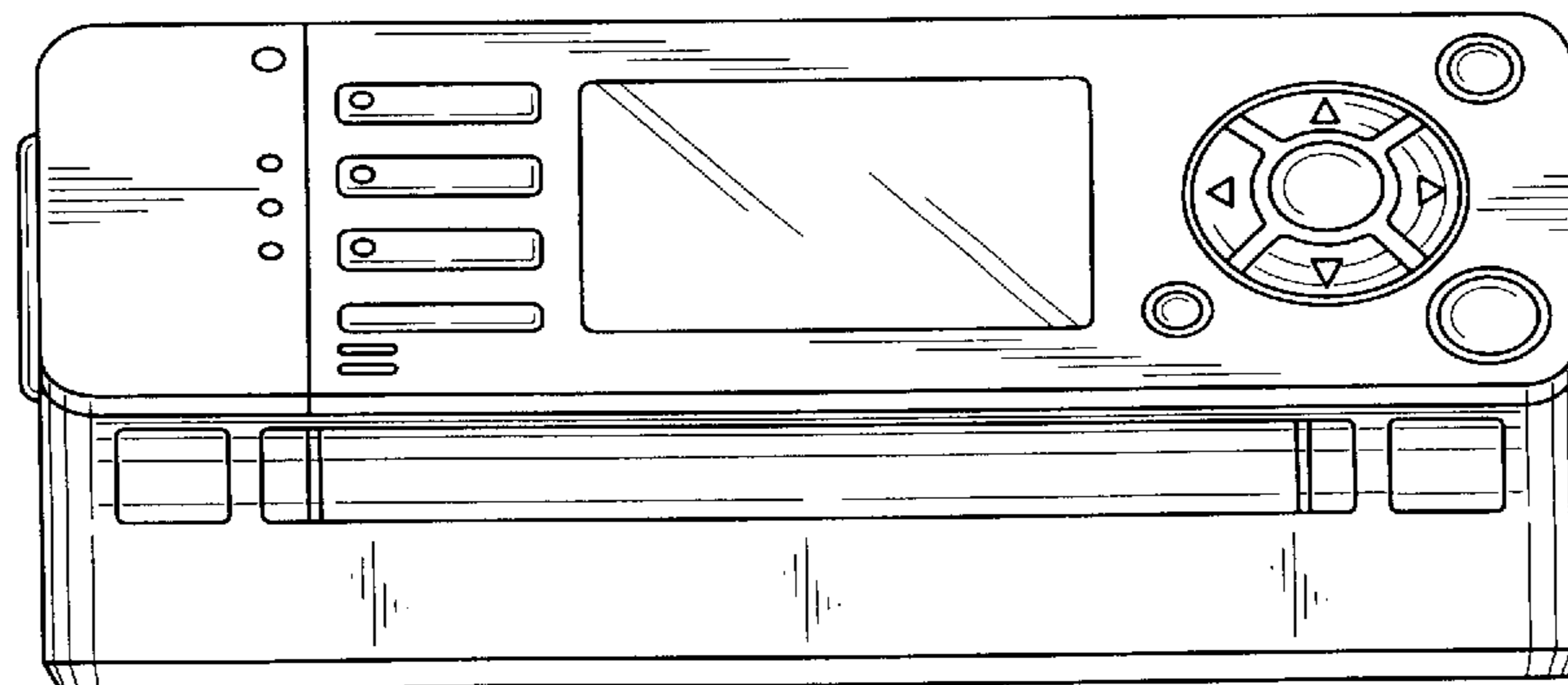


FIG. 4

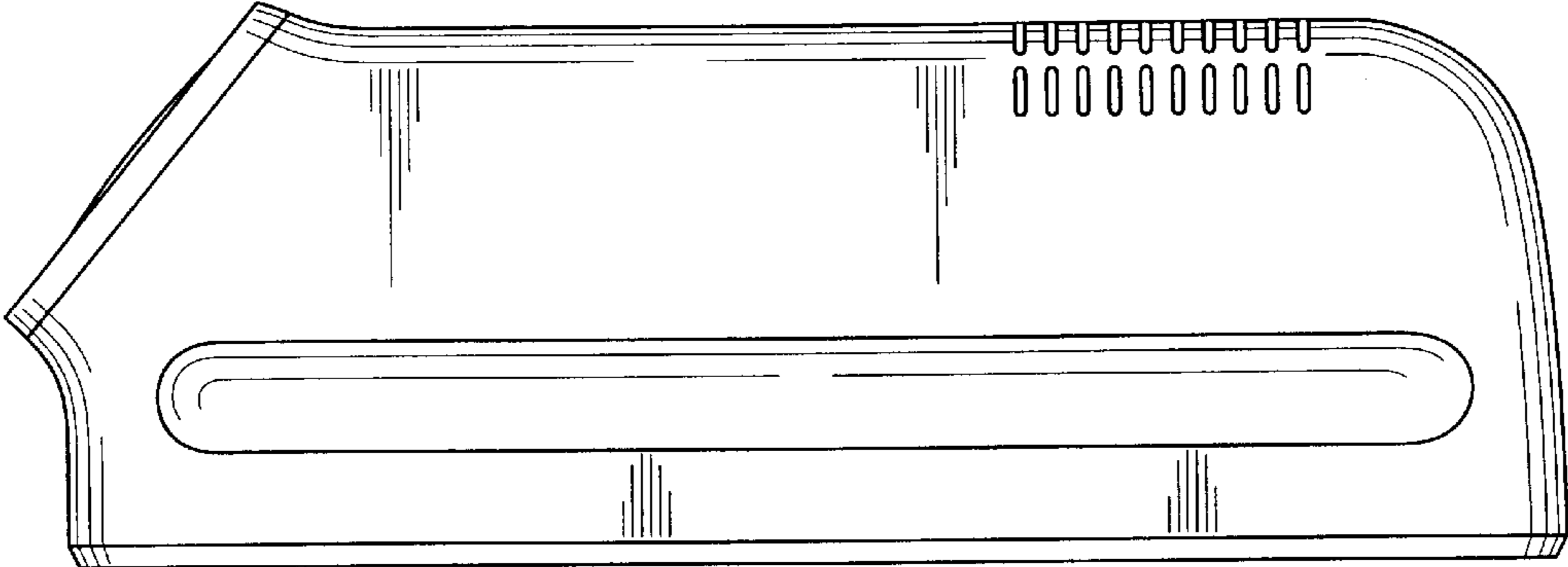


FIG. 5

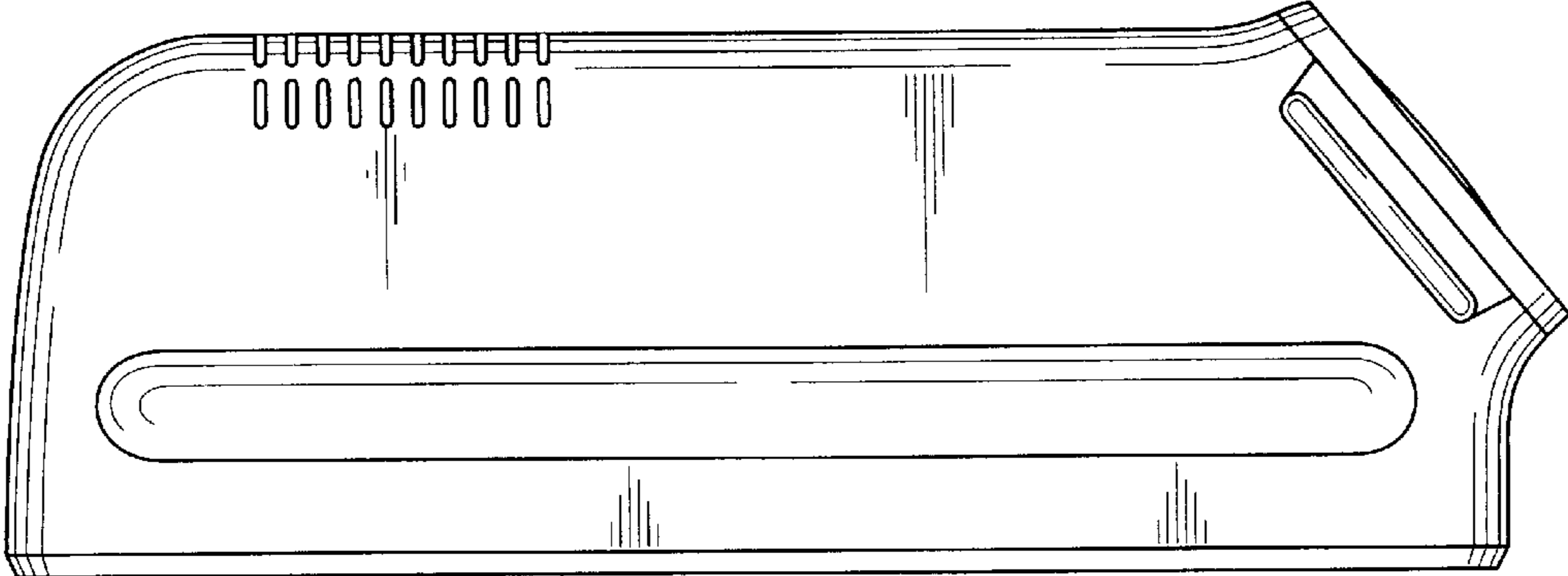


FIG. 6

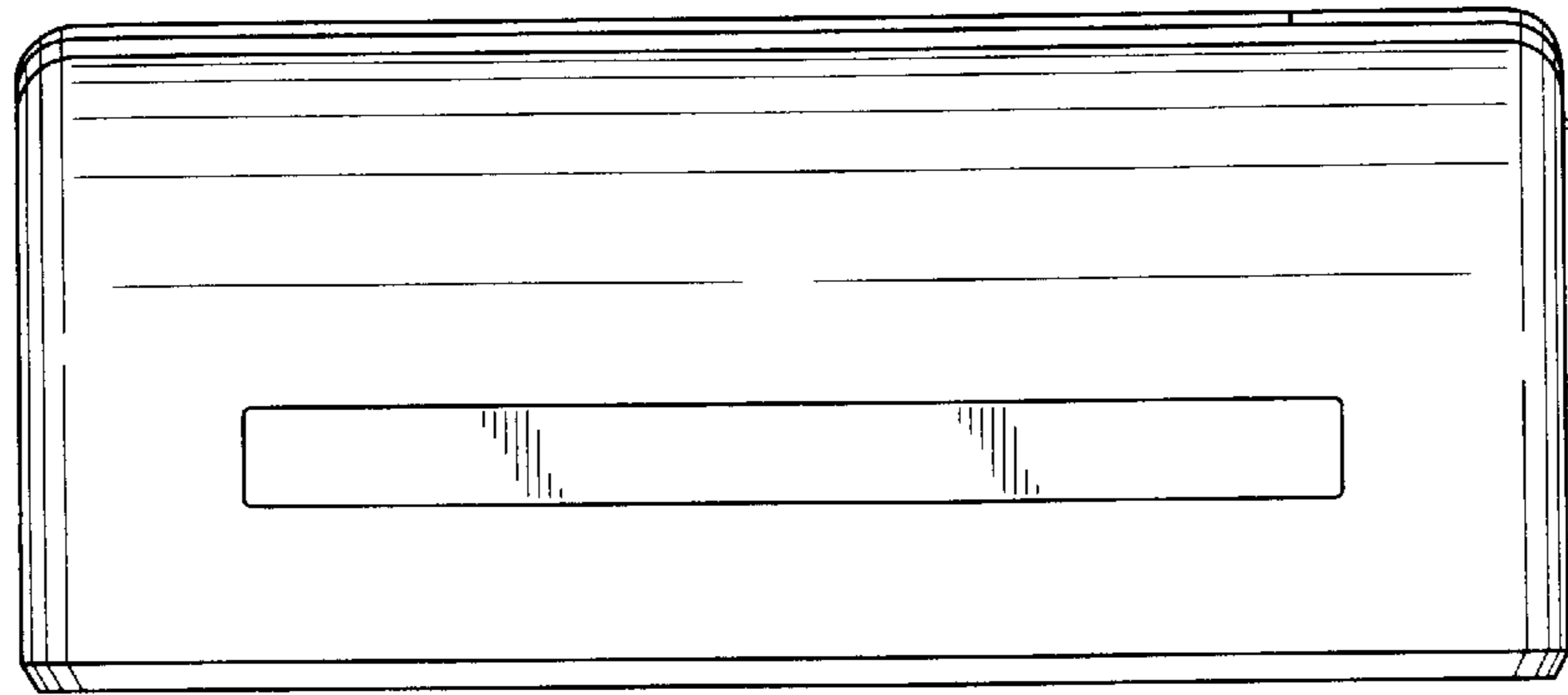


FIG. 7

