



US00D517544S

(12) **United States Design Patent**
Massaro et al.

(10) **Patent No.:** **US D517,544 S**
(45) **Date of Patent:** **** Mar. 21, 2006**

(54) **NOTEBOOK COMPUTER**

(75) Inventors: **Kevin L. Massaro**, Houston, TX (US);
Mark C. Solomon, Cypress, TX (US);
Brady A. Olason, Edmonds, WA (US);
Tola Italo Chin, Las Vegas, NV (US)

(73) Assignee: **Hewlett-Packard Development Company, L.P.**, Houston, TX (US)

(**) Term: **14 Years**

(21) Appl. No.: **29/213,428**

(22) Filed: **Sep. 16, 2004**

(51) **LOC (8) Cl.** **14-02**

(52) **U.S. Cl.** **D14/327**

(58) **Field of Classification Search** D14/315-322,
D14/439; D18/1, 2, 7; 235/145 A, 145 R;
341/22, 23; 345/104, 156, 168, 169, 173;
361/680-686, 690-696; 400/486, 489
See application file for complete search history.

(56) **References Cited**

U.S. PATENT DOCUMENTS

D391,927 S * 3/1998 Faranda et al. D14/318
D402,968 S * 12/1998 Wolff et al. D14/318

D478,332 S * 8/2003 Wada D14/439
D490,417 S * 5/2004 Chen et al. D14/318
D490,806 S * 6/2004 Wang et al. D14/318
D491,178 S * 6/2004 Kataoka D14/318
D492,301 S * 6/2004 Lu D14/318

* cited by examiner

Primary Examiner—Freda S. Nunn

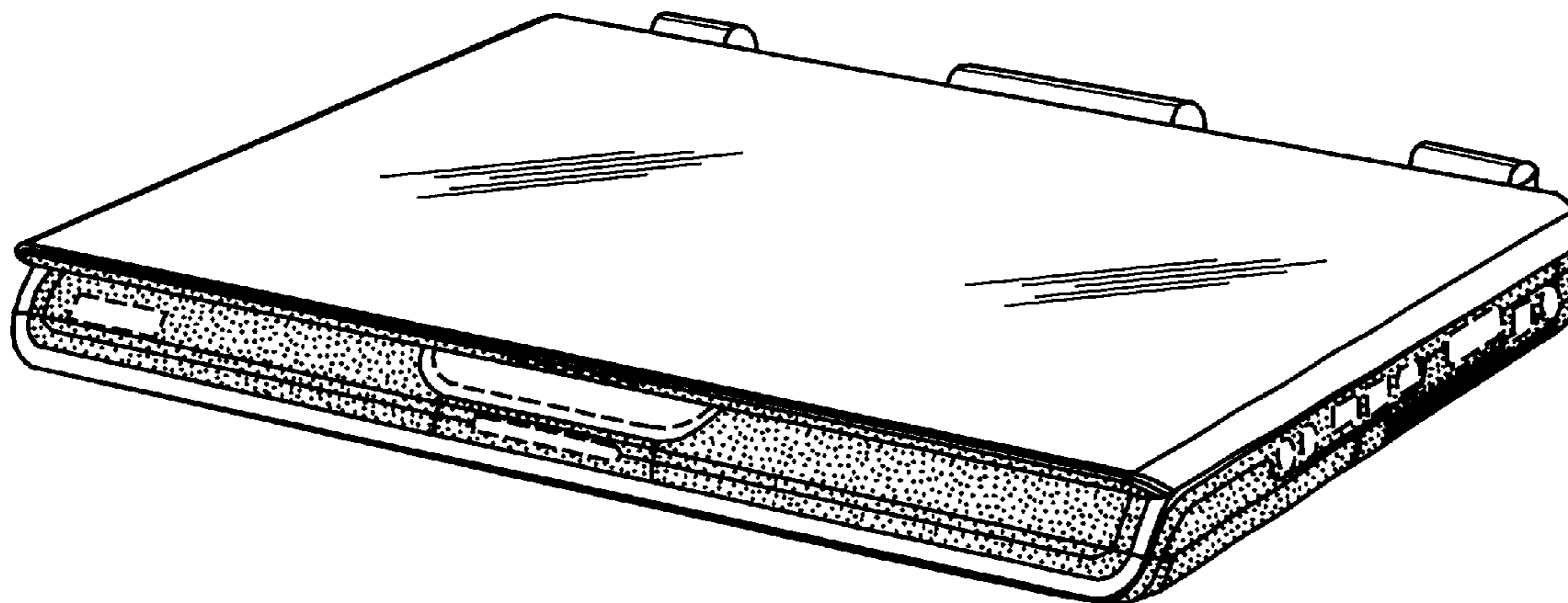
(57) **CLAIM**

The ornamental design for a notebook computer, as shown and described.

DESCRIPTION

FIG. 1 is a perspective view of a notebook computer;
FIG. 2 is a top plan view thereof;
FIG. 3 is a bottom plan view thereof;
FIG. 4 is a front elevation view thereof;
FIG. 5 is a rear elevation view thereof;
FIG. 6 is a left side elevation view thereof; and,
FIG. 7 is a right side elevation view thereof.
Features shown in dashed lines in the drawing figures form on part of the claimed design. In FIGS. 1-7 stippling is used to represent areas having a different color contrast from areas without stippling.

1 Claim, 5 Drawing Sheets



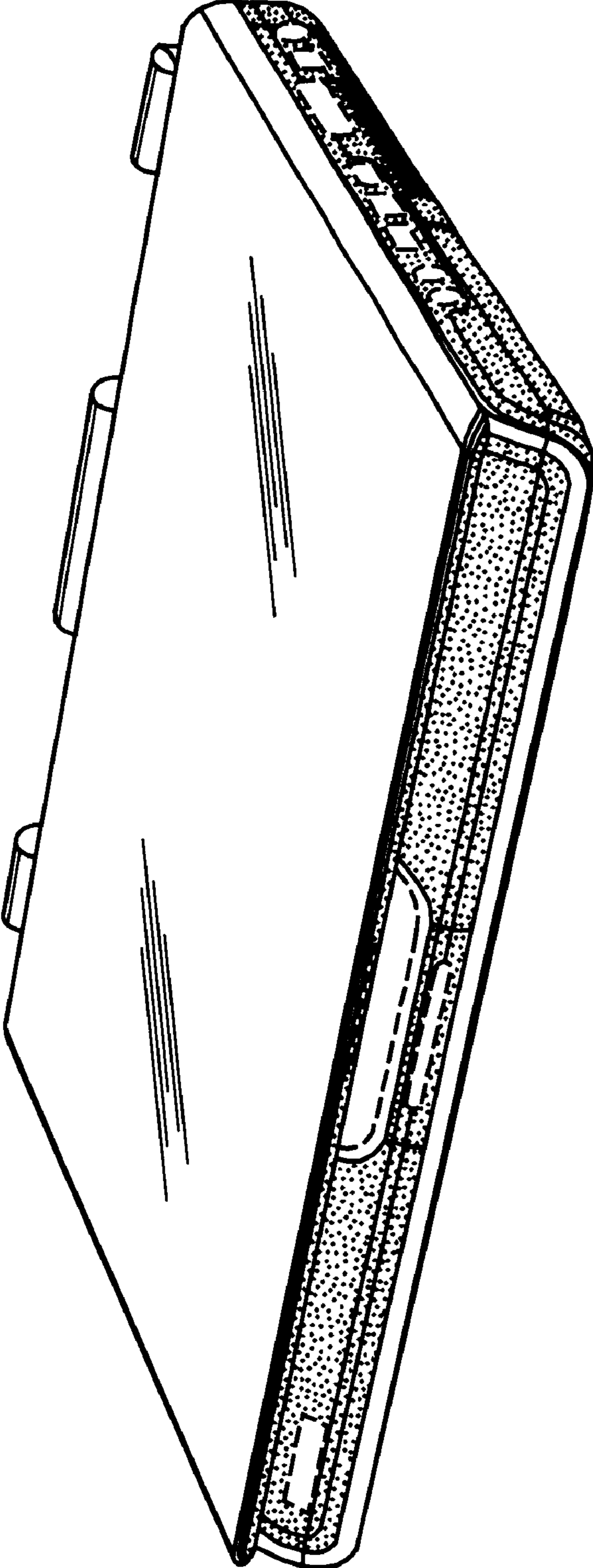


FIG. 1

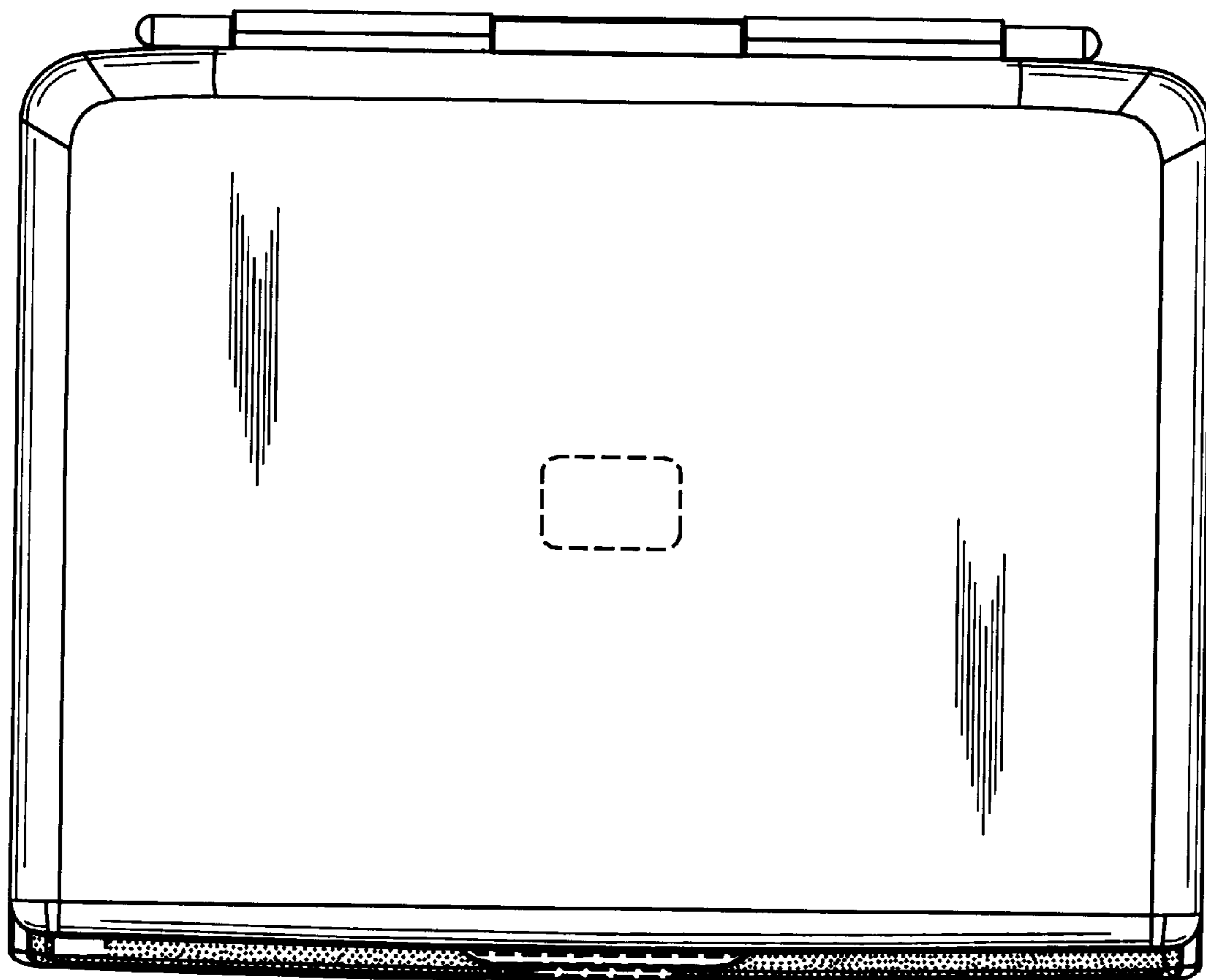


FIG. 2

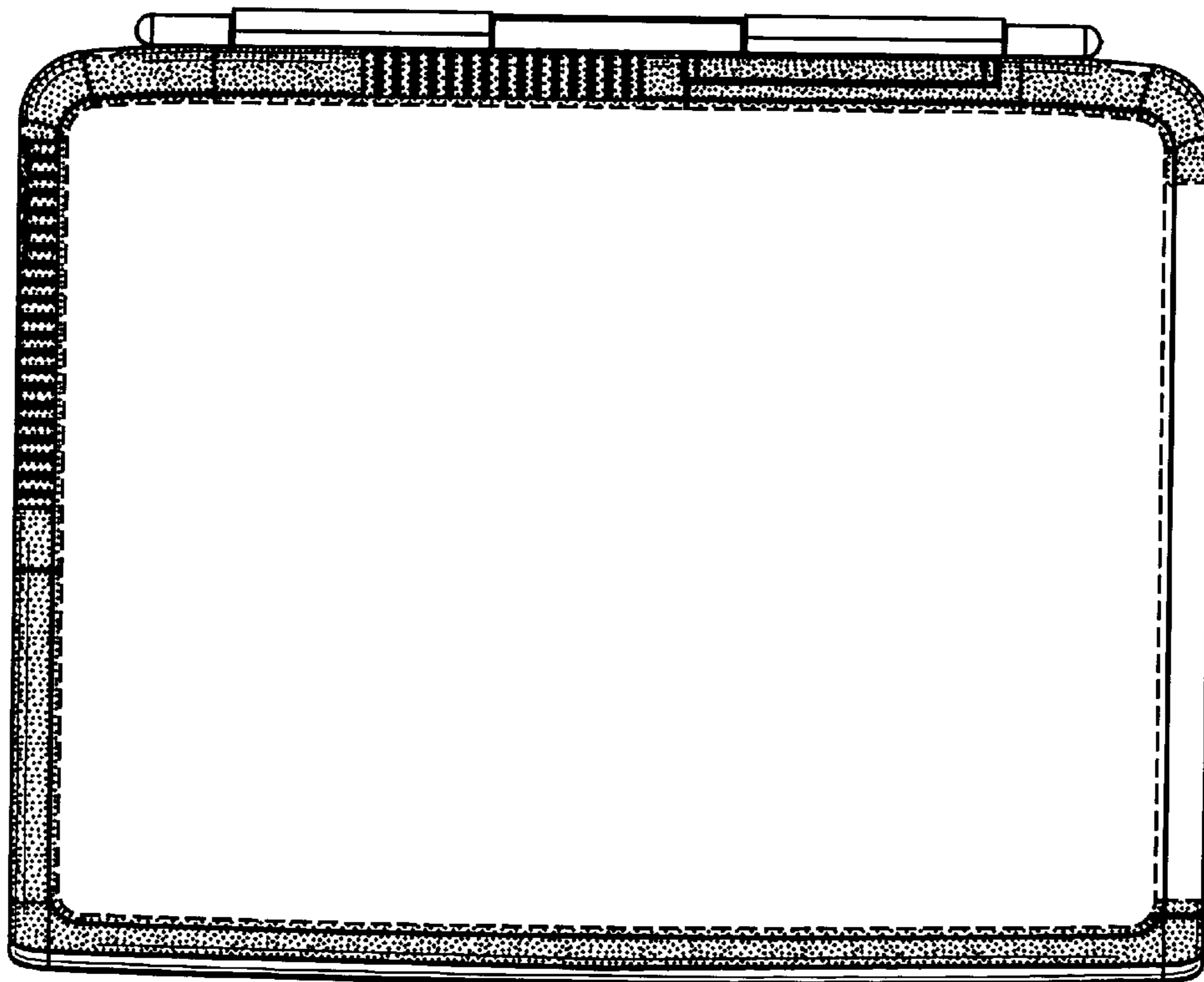


FIG. 3

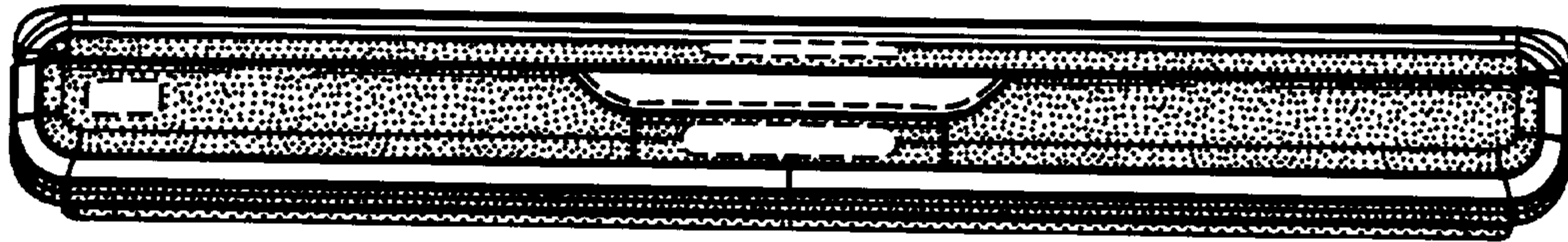


FIG. 4




FIG. 5




FIG. 6




FIG. 7