



US00D517533S

(12) **United States Design Patent**
Yuasa et al.

(10) **Patent No.:** **US D517,533 S**
(45) **Date of Patent:** **** Mar. 21, 2006**

(54) **SPEAKER**

(75) Inventors: **Takafumi Yuasa**, Matsuzaka (JP);
Satoshi Itoh, Matsuzaka (JP)

(73) Assignee: **Matsushita Electric Industrial Co., Ltd.**, Osaka (JP)

(**) Term: **14 Years**

(21) Appl. No.: **29/217,732**

(22) Filed: **Nov. 19, 2004**

(30) **Foreign Application Priority Data**

May 21, 2004 (JP) 2004-015032

(51) **LOC (8) Cl.** **14-01**

(52) **U.S. Cl.** **D14/221**

(58) **Field of Classification Search** D14/204,
D14/207, 209-216, 356; 181/143-144, 147-148,
181/150, 157, 198-199, 151, 153; 381/300-302,
381/306, 333, 345, 361-364, 386-388, 332,
381/336

See application file for complete search history.

(56) **References Cited**

U.S. PATENT DOCUMENTS

D222,676 S 11/1971 Ishikawa
4,168,762 A 9/1979 Griffin, Jr.

4,805,729 A 2/1989 Wascom
D379,629 S 6/1997 Watson et al.
D384,668 S 10/1997 Yoneda
D393,641 S * 4/1998 Hai-Fu D14/216
D398,008 S 9/1998 Yamakawa et al.
D425,896 S 5/2000 Ito et al.
D434,751 S 12/2000 Sogabe et al.
D439,238 S 3/2001 Mackie et al.
D484,115 S 12/2003 Nishii et al.
D489,359 S * 5/2004 Hakoda D14/215

* cited by examiner

Primary Examiner—Nanda Bondade

(74) *Attorney, Agent, or Firm*—Brinks Hofer Gilson & Lione

(57) **CLAIM**

The ornamental design for a speaker, as shown and described.

DESCRIPTION

FIG. 1 is a top perspective view of a speaker of the present invention;

FIG. 2 is a top view thereof;

FIG. 3 is a bottom view thereof;

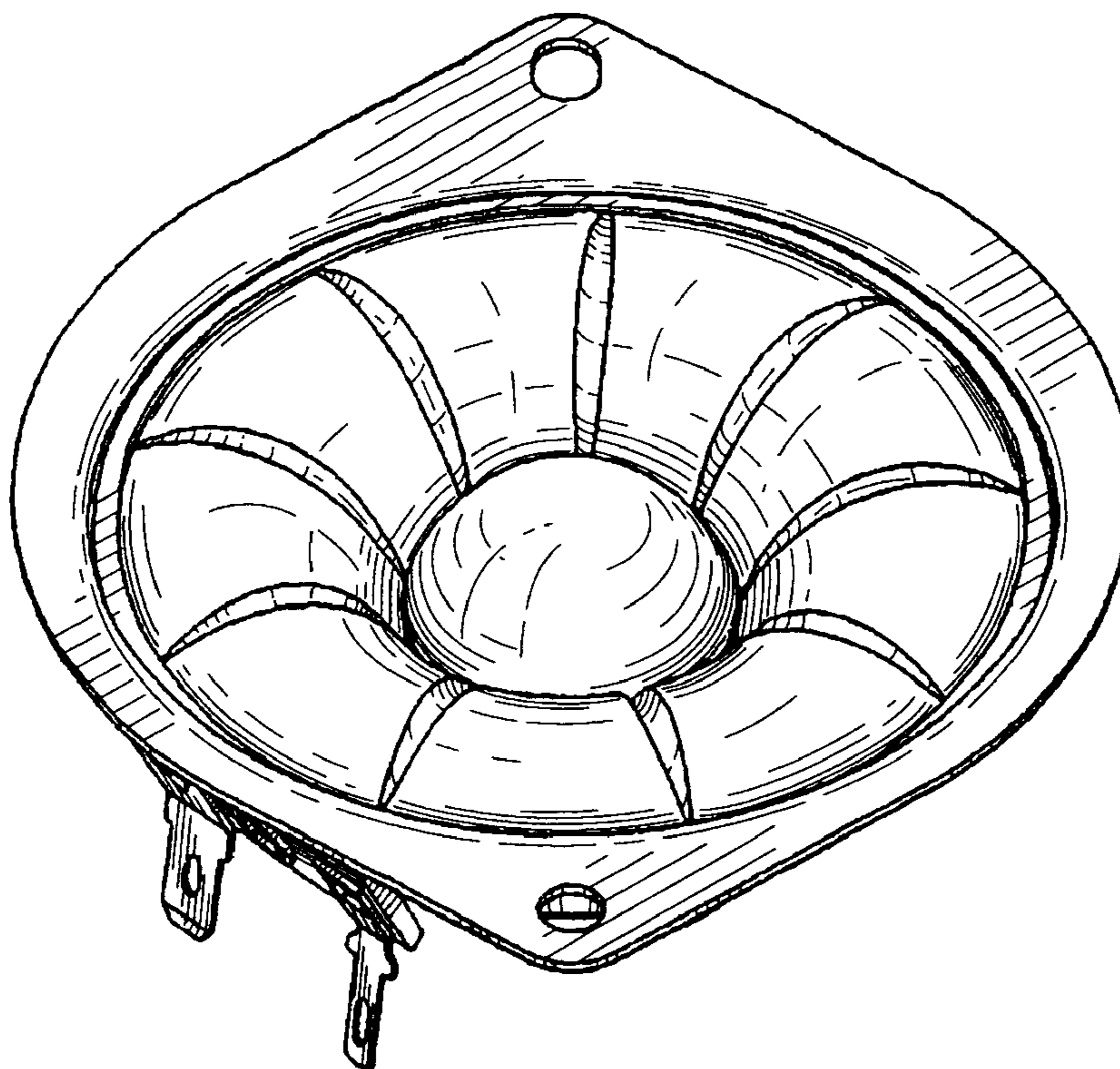
FIG. 4 is a first side view thereof;

FIG. 5 is a second side view thereof;

FIG. 6 is a third side view thereof; and,

FIG. 7 is a fourth side view thereof.

1 Claim, 7 Drawing Sheets



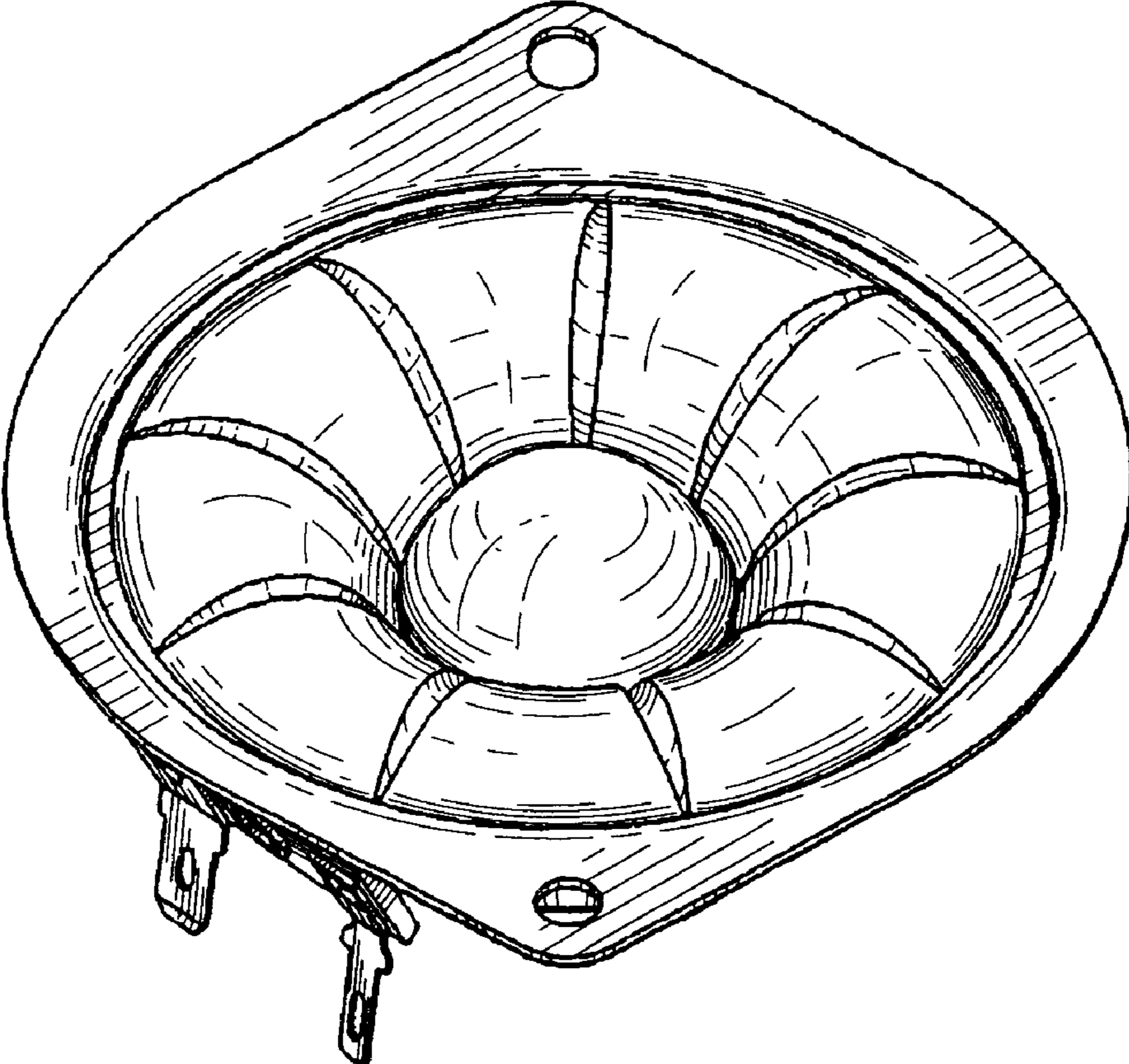


FIG. 1

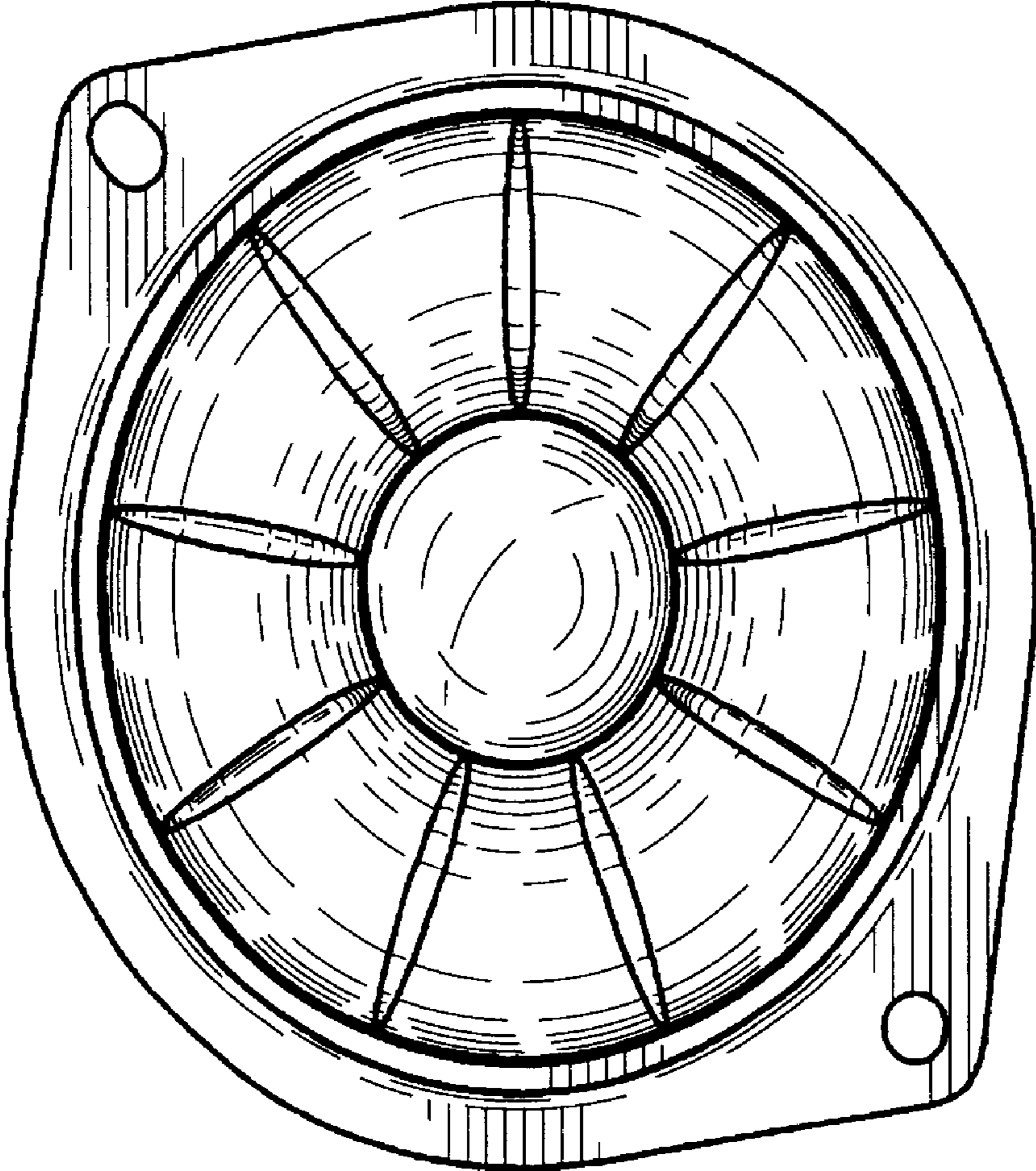


FIG. 2




FIG. 3

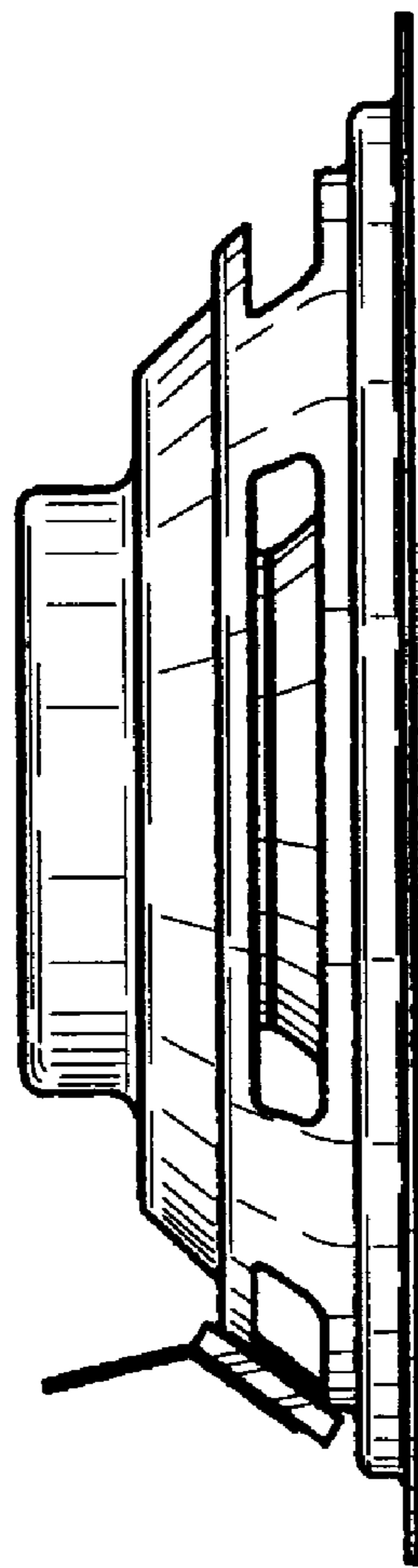


FIG. 4

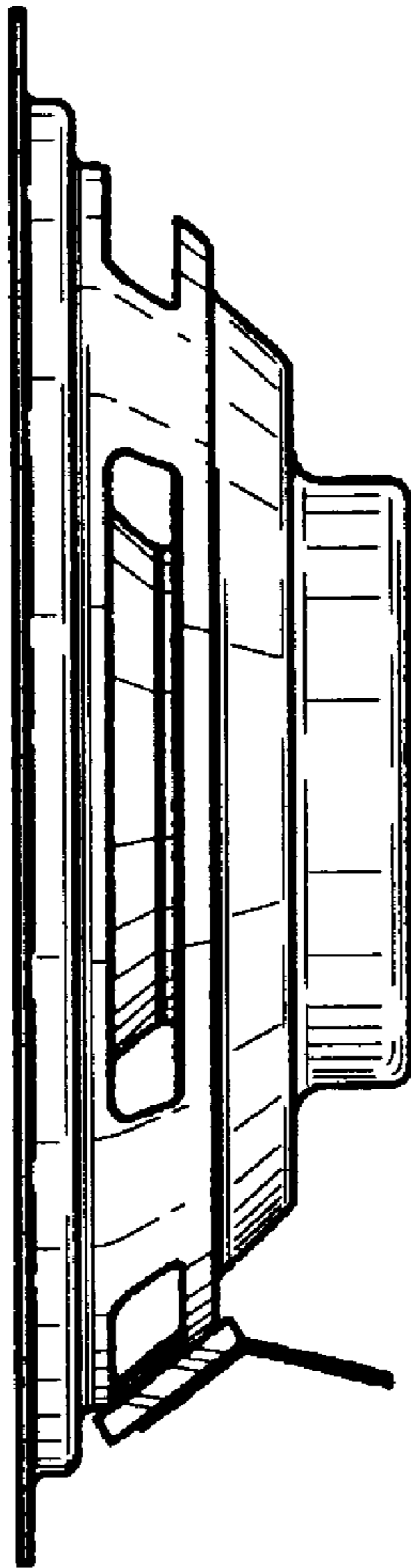


FIG. 5




FIG. 6




FIG. 7