



US00D517530S

(12) **United States Design Patent**  
**Mabry et al.**

(10) **Patent No.:** **US D517,530 S**  
(45) **Date of Patent:** **\*\* Mar. 21, 2006**

(54) **REMOTE CONTROL**

(75) Inventors: **John Dan Mabry**, Indianapolis, IN  
(US); **Vincent Daniel Champetier**,  
Carmel, IN (US)

(73) Assignee: **Thomson Licensing S.A.**,  
Boulogne-Billancourt (FR)

(\*\*) Term: **14 Years**

(21) Appl. No.: **29/205,126**

(22) Filed: **May 10, 2004**

(51) **LOC (8) Cl.** ..... **14-03**

(52) **U.S. Cl.** ..... **D14/218**

(58) **Field of Classification Search** ..... D14/174,  
D14/217, 218, 137-139, 151, 191-193, 299,  
D14/167, 168; D13/168, 162-164; D21/512-517,  
D21/566; D10/104, 106; 455/352-355, 151.1-151.4,  
455/128, 347, 90.3; 348/114, 734  
See application file for complete search history.

(56) **References Cited**

**U.S. PATENT DOCUMENTS**

D396,233 S \* 7/1998 Renk et al. .... D14/218

D434,409 S \* 11/2000 Clapper ..... D14/218  
D460,751 S \* 7/2002 Jensen et al. .... D14/218  
D463,788 S \* 10/2002 Smith et al. .... D14/218  
6,803,874 B1 \* 10/2004 Weber ..... 341/176

\* cited by examiner

*Primary Examiner*—Louis S. Zarfaz

*Assistant Examiner*—John Windmuller

(74) *Attorney, Agent, or Firm*—Fletcher Yoder

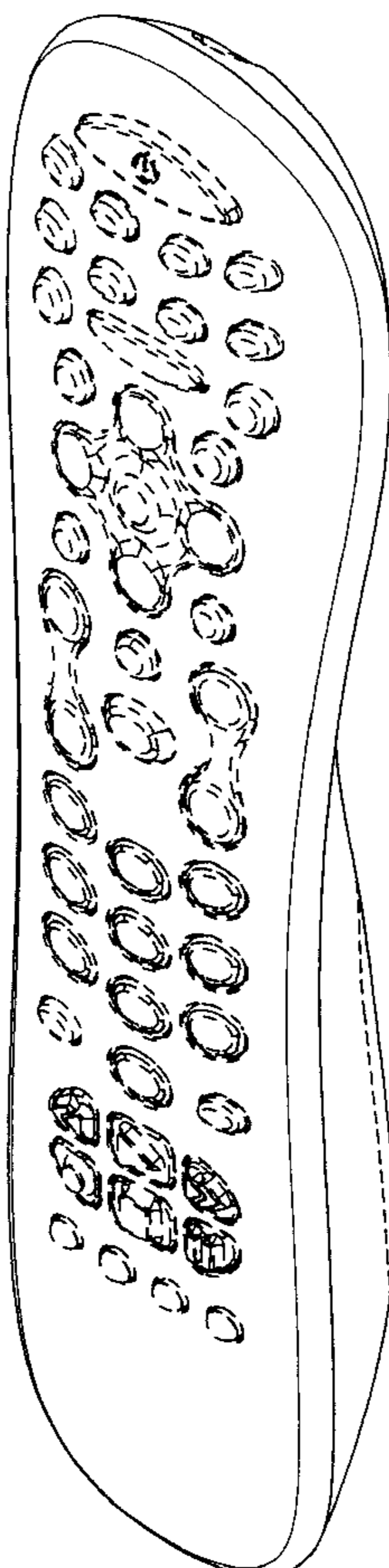
(57) **CLAIM**

The ornamental design for a remote control, as shown and described.

**DESCRIPTION**

FIG. 1 is a top perspective view of a remote control showing my new design;  
FIG. 2 is a front elevational view thereof;  
FIG. 3 is a rear elevational view thereof;  
FIG. 4 is a right side elevational view thereof, the left side elevational view being a mirror image thereof; and,  
FIG. 5 is a bottom plan view thereof.  
The broken line showing of buttons, a battery cover, and an infrared port is for illustrative purposes only and forms no part of the claimed design.

**1 Claim, 4 Drawing Sheets**



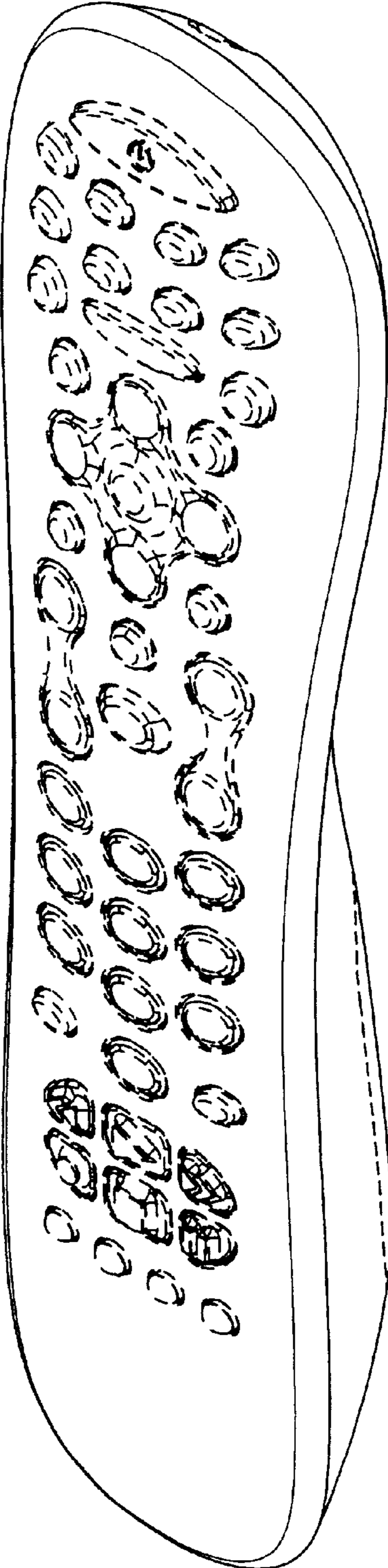


FIG. 1

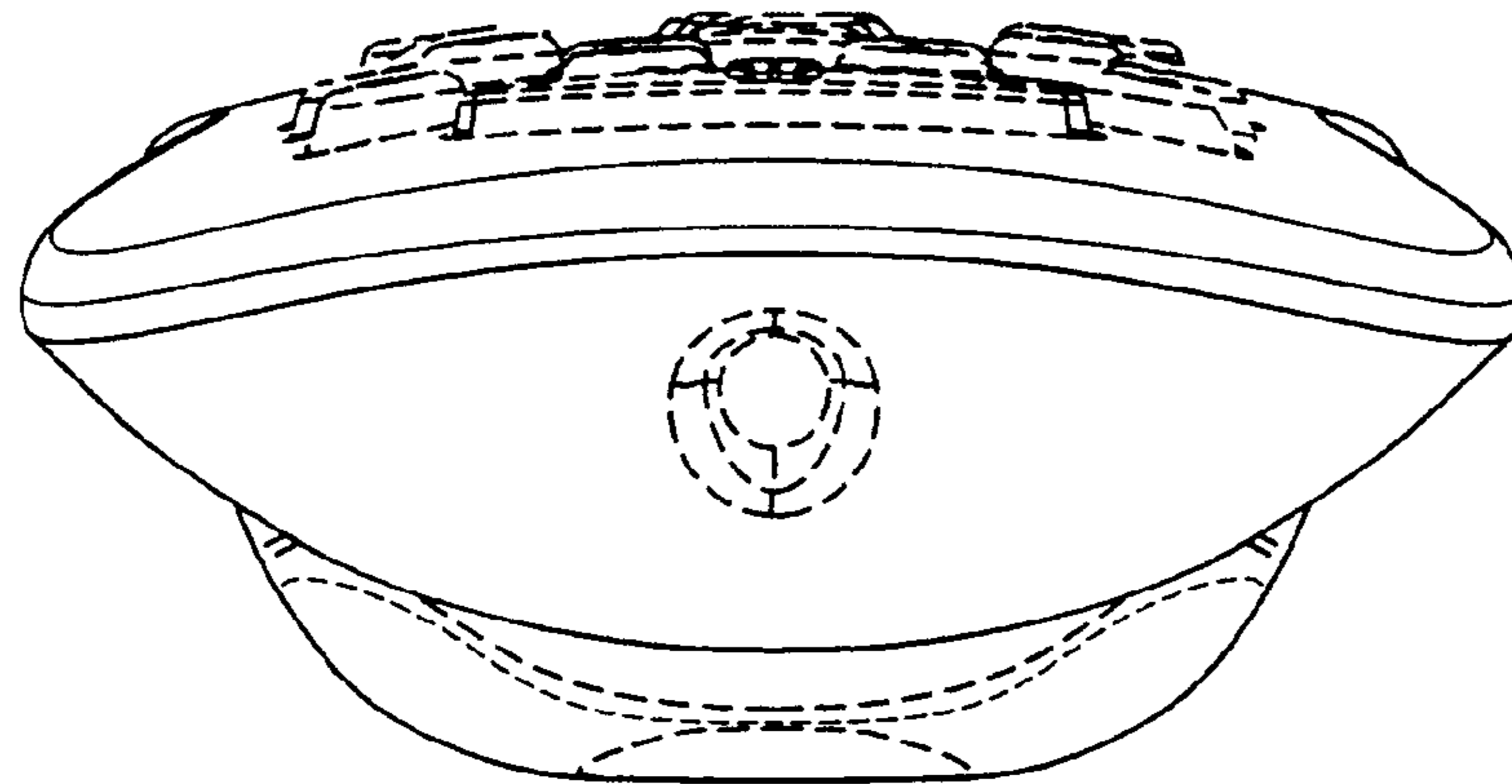


FIG. 2




FIG. 3

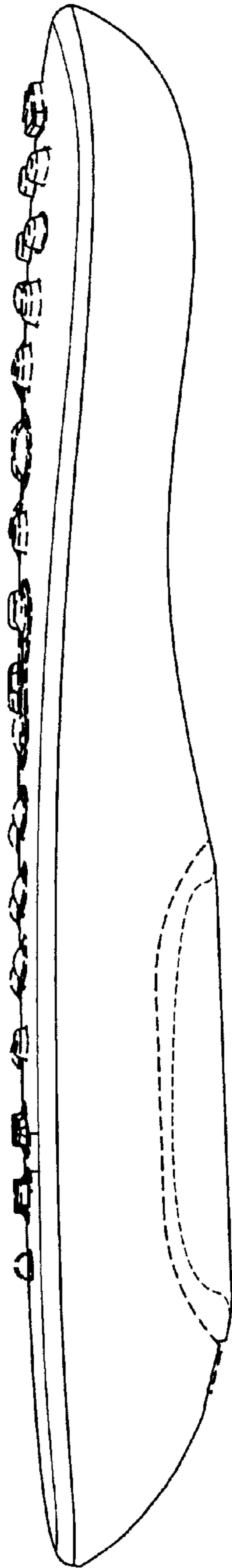


FIG. 4

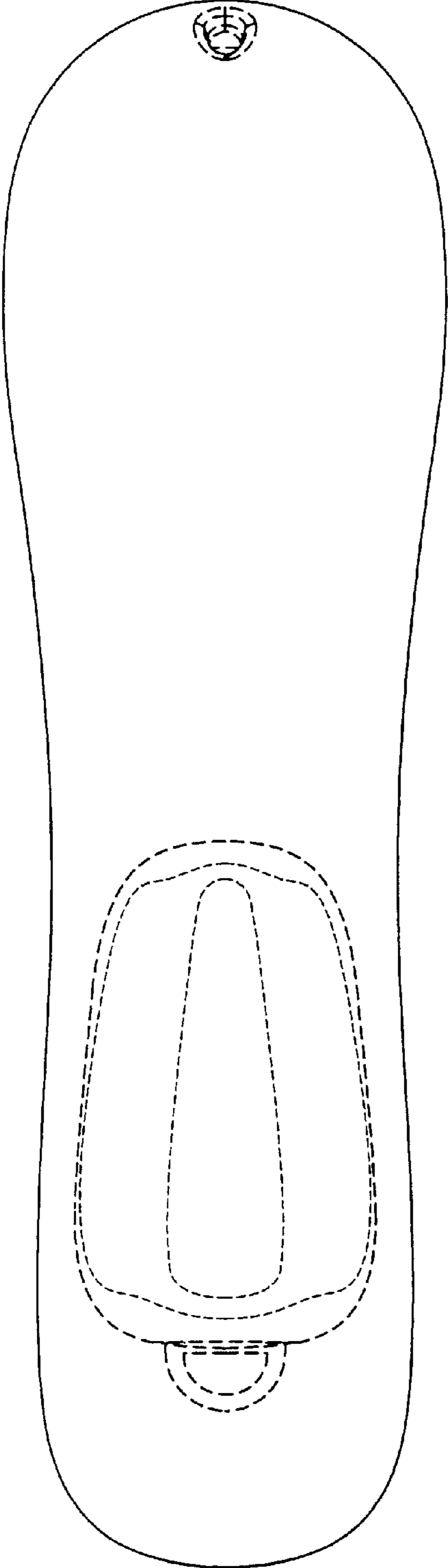


FIG. 5