



US00D517529S

(12) **United States Design Patent**
Motoishi

(10) **Patent No.:** **US D517,529 S**
(45) **Date of Patent:** **** Mar. 21, 2006**

(54) **REMOTE CONTROLLER**

(75) Inventor: **Takuya Motoishi**, Tokyo (JP)

(73) Assignee: **Sony Corporation**, Tokyo (JP)

(**) Term: **14 Years**

(21) Appl. No.: **29/203,434**

(22) Filed: **Apr. 15, 2004**

(51) **LOC (8) Cl.** **14-03**

(52) **U.S. Cl.** **D14/218**

(58) **Field of Classification Search** D14/174,
D14/217, 218, 137-139, 151, 191-193, 299,
D14/167, 168; D13/168, 162-164; D21/512-517,
D21/566; D10/104, 106; 455/352-355, 151.1-151.4,
455/128, 347, 90.3; 348/114, 734
See application file for complete search history.

(56) **References Cited**

U.S. PATENT DOCUMENTS

D382,272 S	8/1997	Shiono	
D384,940 S	10/1997	Kono et al.	
D387,061 S	* 12/1997	Nozoe	D14/218
D476,643 S	* 7/2003	Yamagishi	D14/218
D476,973 S	* 7/2003	Yamagishi	D14/218
D476,975 S	* 7/2003	Rodriquez, Sr.	D14/218

FOREIGN PATENT DOCUMENTS

JP D1149239 S 8/2002

OTHER PUBLICATIONS

Web page "MDS-S500," http://www.yodobashi.com/enjoy/more/i/oid2_441/14108965.html, 2 sheets, Yodobashi Camera (Feb. 2004).

Web page "DVD-S75-S DVD/CD" http://www.yodobashi.com/enjoy/more/i/oid2_11772793/8789271.html, 2 sheets, Yodobashi Camera (Feb. 2004).

Web page "RM-KP27U(Y)" http://www.yodobashi.com/enjoy/more/i/oid2_500/12978891.html, 2 sheets, Yodobashi Camera (Feb. 2004).

* cited by examiner

Primary Examiner—Louis S. Zarfaz
Assistant Examiner—John Windmuller
(74) *Attorney, Agent, or Firm*—Rader, Fishman & Grauer PLLC

(57) **CLAIM**

The ornamental design for a remote controller, as shown and described.

DESCRIPTION

FIG. 1 is a perspective view of a remote controller showing my new design;

FIG. 2 is a front elevational view thereof;

FIG. 3 is a rear elevational view thereof;

FIG. 4 is a left side elevational view thereof;

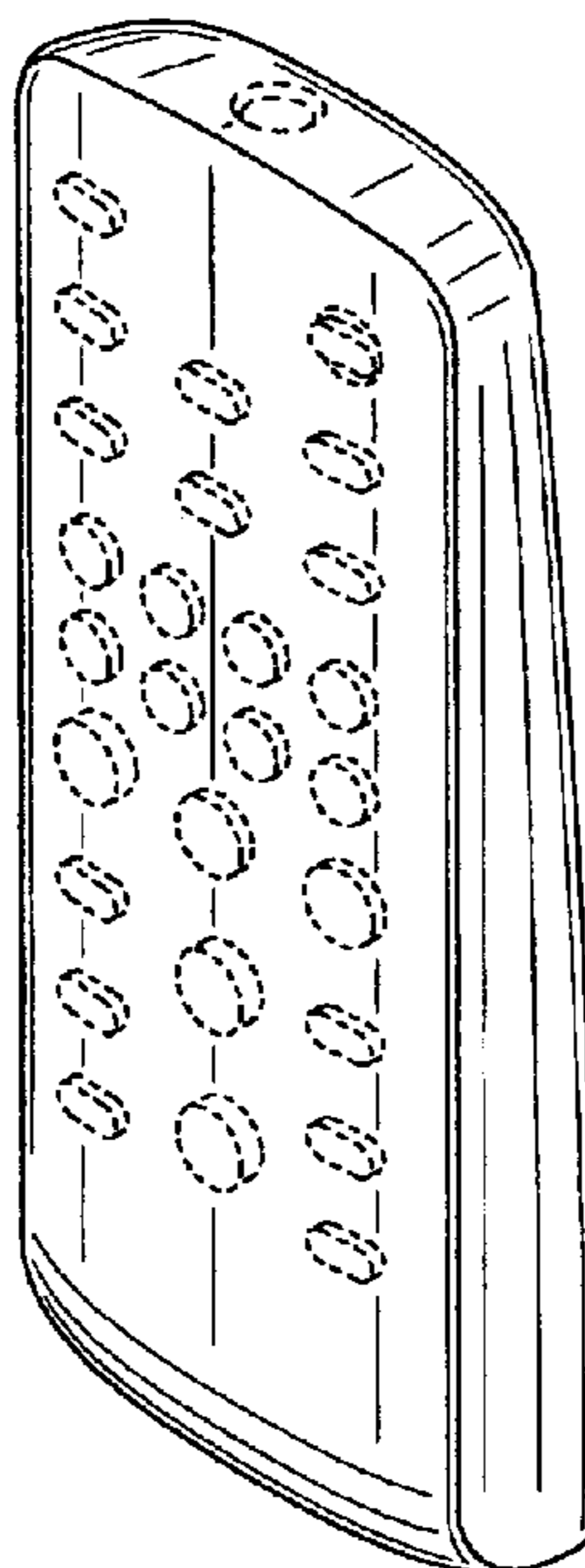
FIG. 5 is a right side elevational view thereof;

FIG. 6 is a top plan view thereof; and,

FIG. 7 is a bottom plan view thereof.

Portions of FIGS. 1-7 that are shown as broken lines are for illustrative purpose only and form no part of the claimed design.

1 Claim, 4 Drawing Sheets



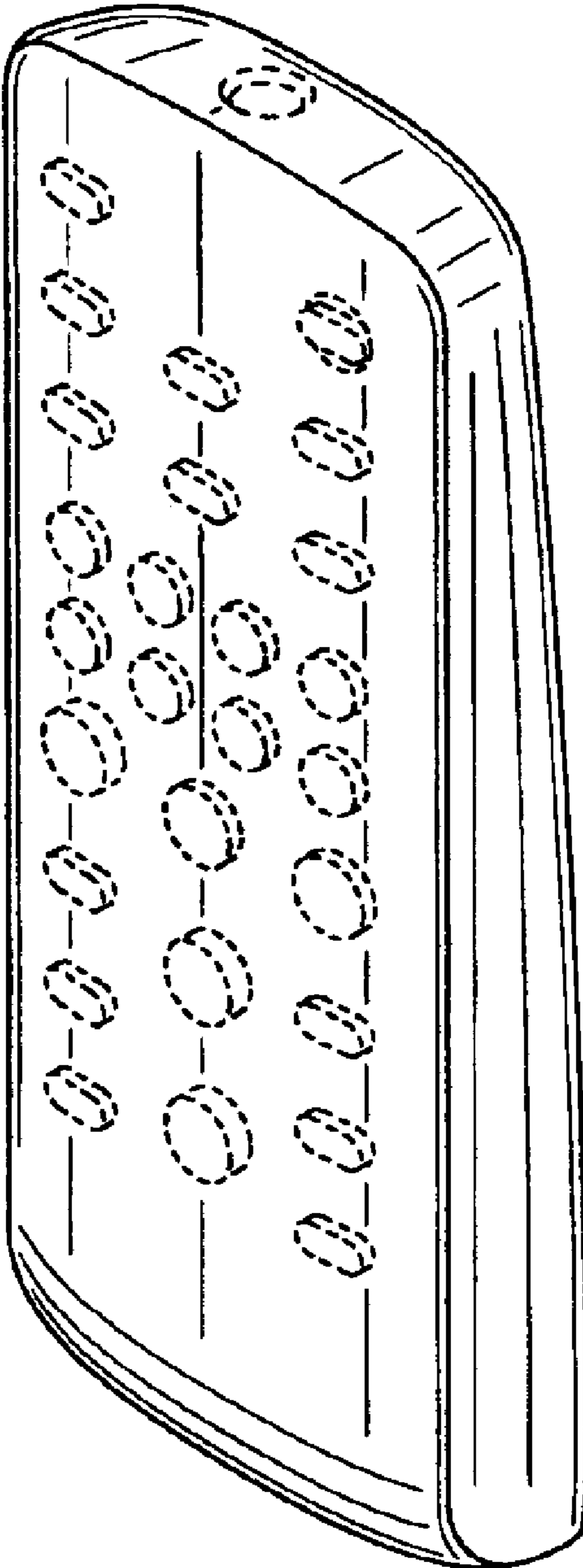


FIG. 1

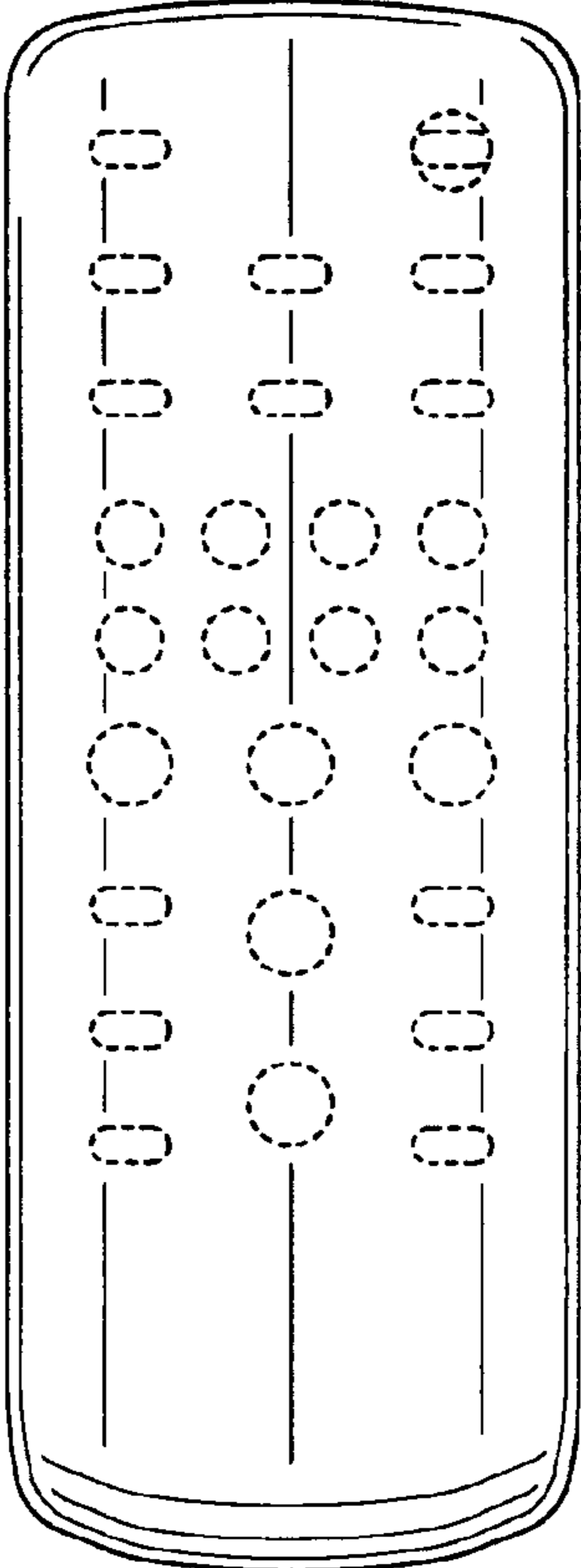


FIG. 2




FIG. 3

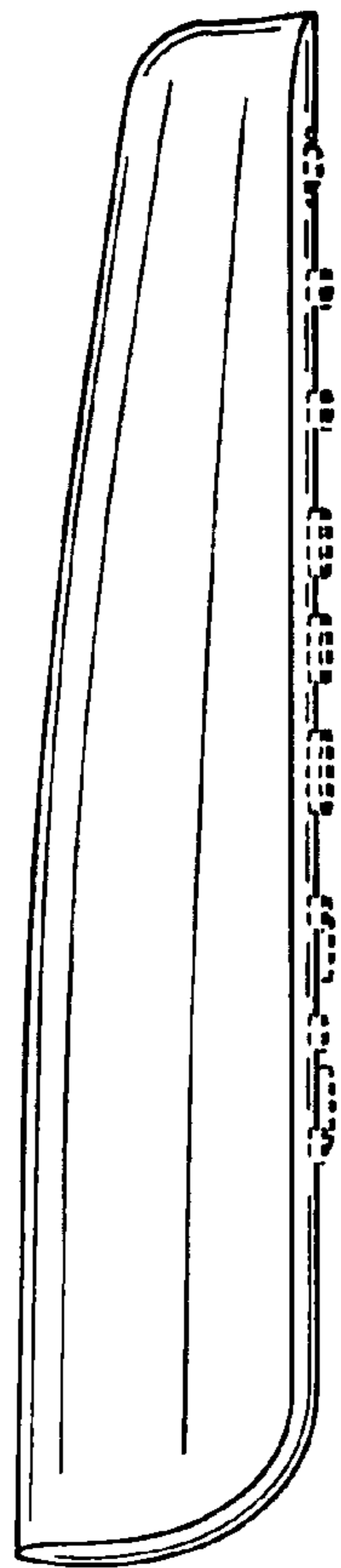


FIG. 4

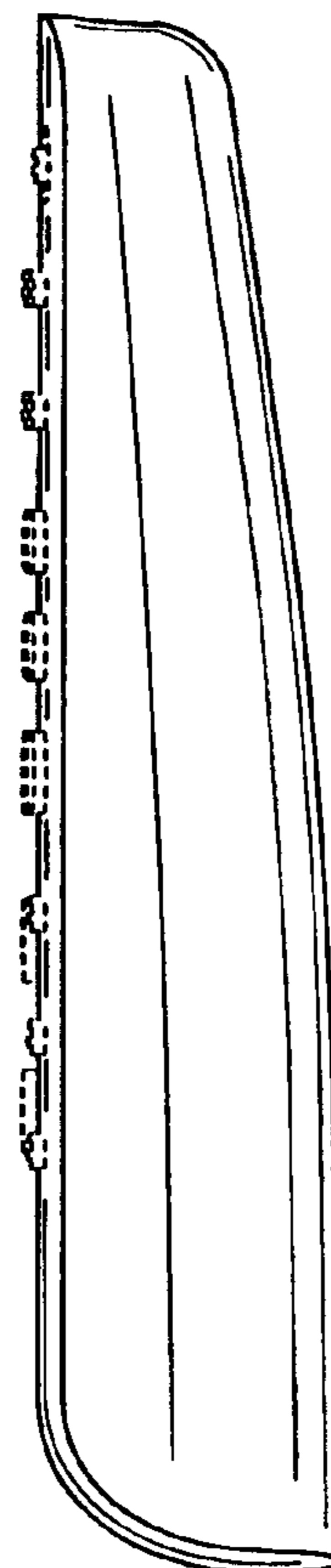


FIG. 5

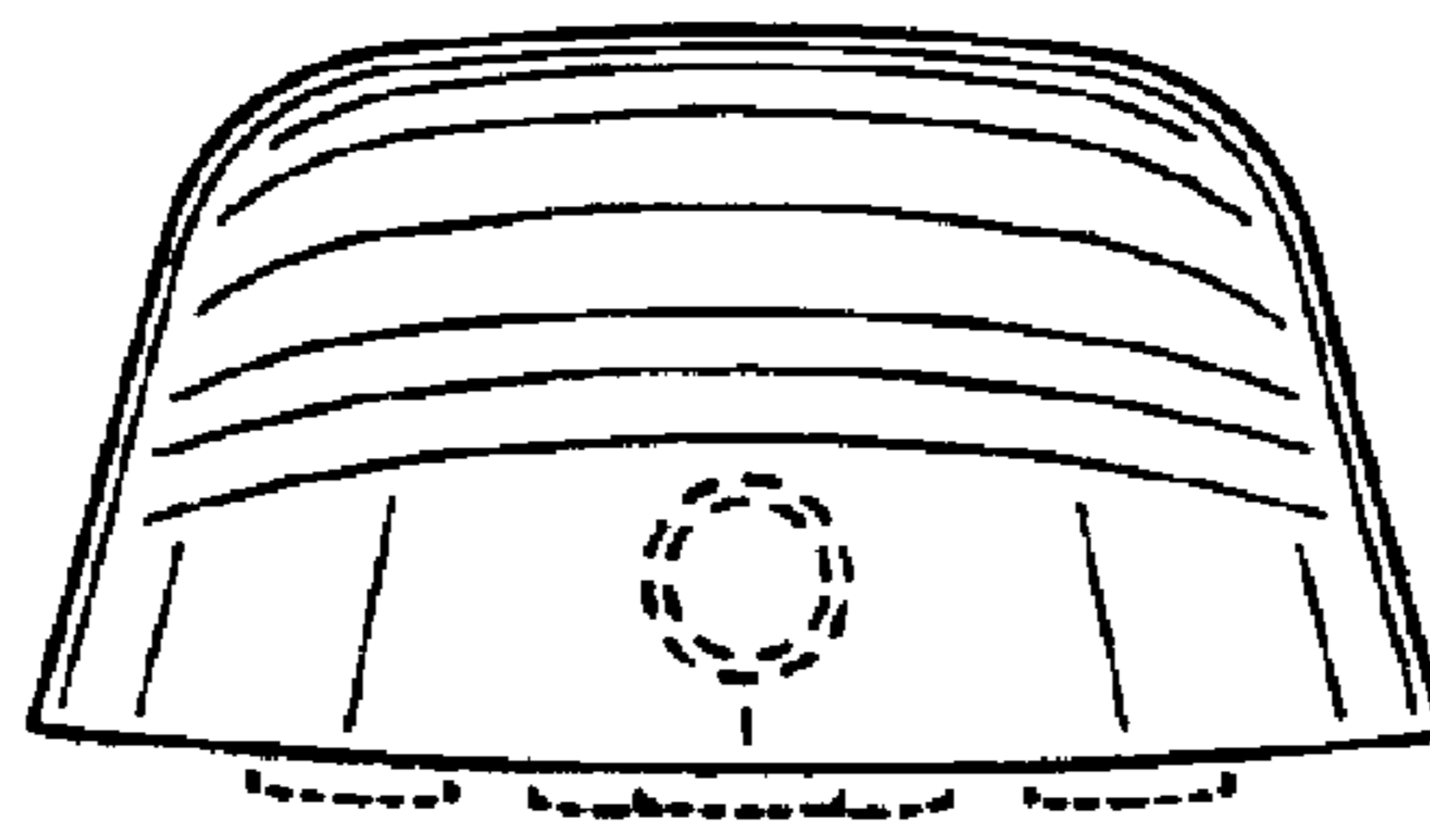


FIG. 6

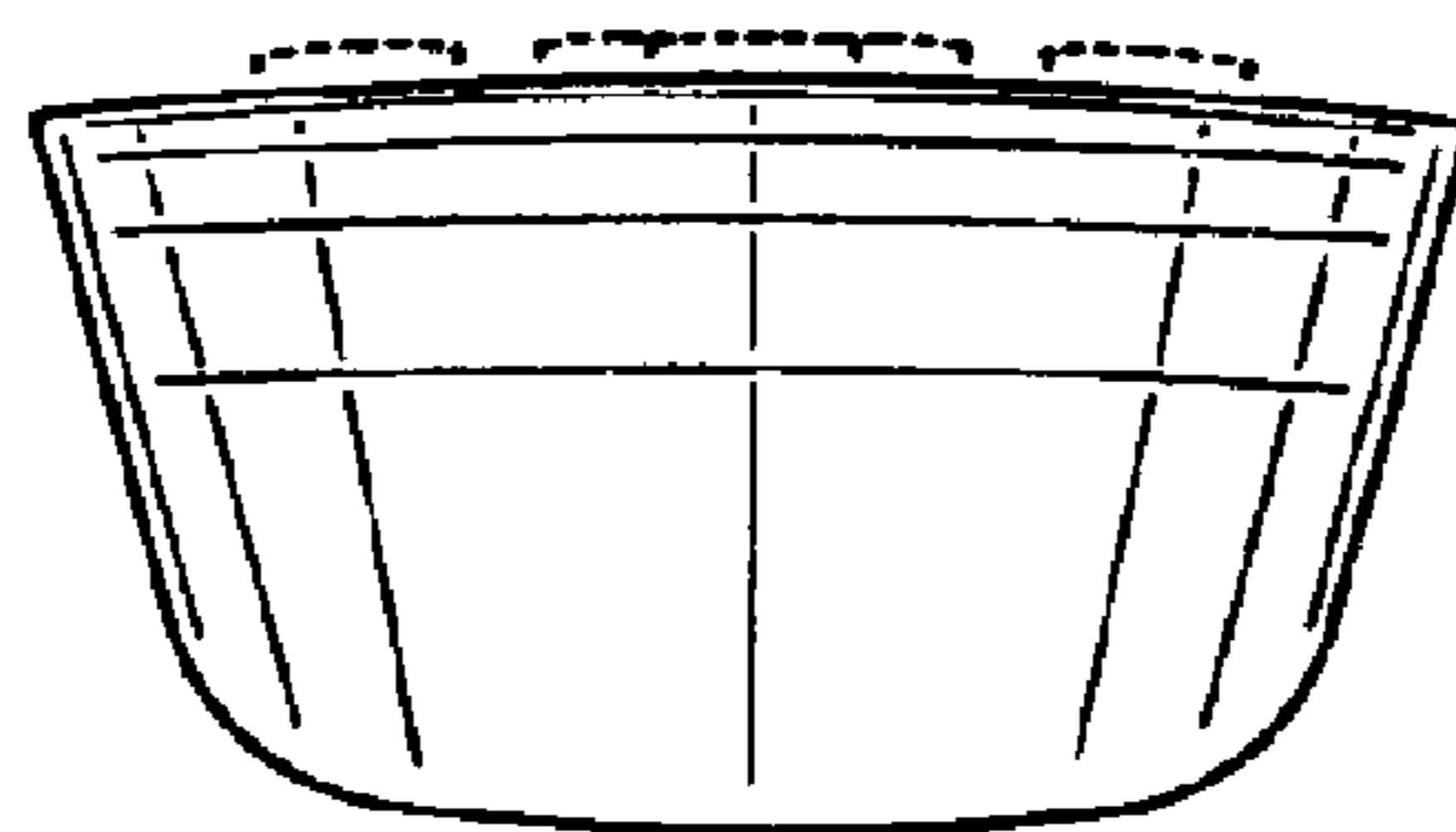


FIG. 7