



US00D517503S

(12) **United States Design Patent**
Mayo et al.

(10) **Patent No.:** **US D517,503 S**
(45) **Date of Patent:** **** Mar. 21, 2006**

(54) **DIMMER SWITCH**

(75) Inventors: **Noel Mayo**, Philadelphia, PA (US);
Elliot G. Jacoby, Glenside, PA (US);
Paul A. Larson, Macungie, PA (US);
Joel S. Spira, Coopersburg, PA (US)

(73) Assignee: **Lutron Electronics Co., Inc.**,
Coppersburg, PA (US)

(**) Term: **14 Years**

(21) Appl. No.: **29/218,710**

(22) Filed: **Dec. 7, 2004**

Related U.S. Application Data

(63) Continuation-in-part of application No. 29/214,398, filed on Oct. 1, 2004.

(51) **LOC (8) Cl.** **13-03**

(52) **U.S. Cl.** **D13/171; D13/162**

(58) **Field of Classification Search** D13/162,
D13/171; D8/353; 174/66; 200/5 A, 412,
200/513, 520, 530, 537, 552, 237, 275, 276.1,
200/296, 297, 310, 302.1-302.3, 314, 329,
200/333, 341, 241; 315/129, 291-296
See application file for complete search history.

(56) **References Cited**

U.S. PATENT DOCUMENTS

4,695,820 A * 9/1987 D'Aleo et al. 338/179

D440,207 S * 4/2001 Carson et al. D13/162
6,533,551 B1 * 3/2003 Escobar et al. 416/244 R
D477,578 S * 7/2003 Mayo et al. D13/171
D481,365 S * 10/2003 Mayo et al. D13/171
6,734,381 B1 * 5/2004 Mayo et al. 200/329

* cited by examiner

Primary Examiner—Stella Reid

Assistant Examiner—Selina Sikder

(74) *Attorney, Agent, or Firm*—Drinker Biddle & Reath LLP

(57) **CLAIM**

The ornamental design for a dimmer switch, as shown and described.

DESCRIPTION

FIG. 1 is a front perspective view of a dimmer switch showing our new design.

FIG. 2 is a front view thereof.

FIG. 3 is a top view thereof.


FIG. 4 is a bottom view thereof.

FIG. 5 is a right side view thereof; and,

FIG. 6 is a left side view thereof.

The portions of the drawings appearing in broken line are for environment only and do not form a part of the design.

1 Claim, 4 Drawing Sheets






FIG. 1

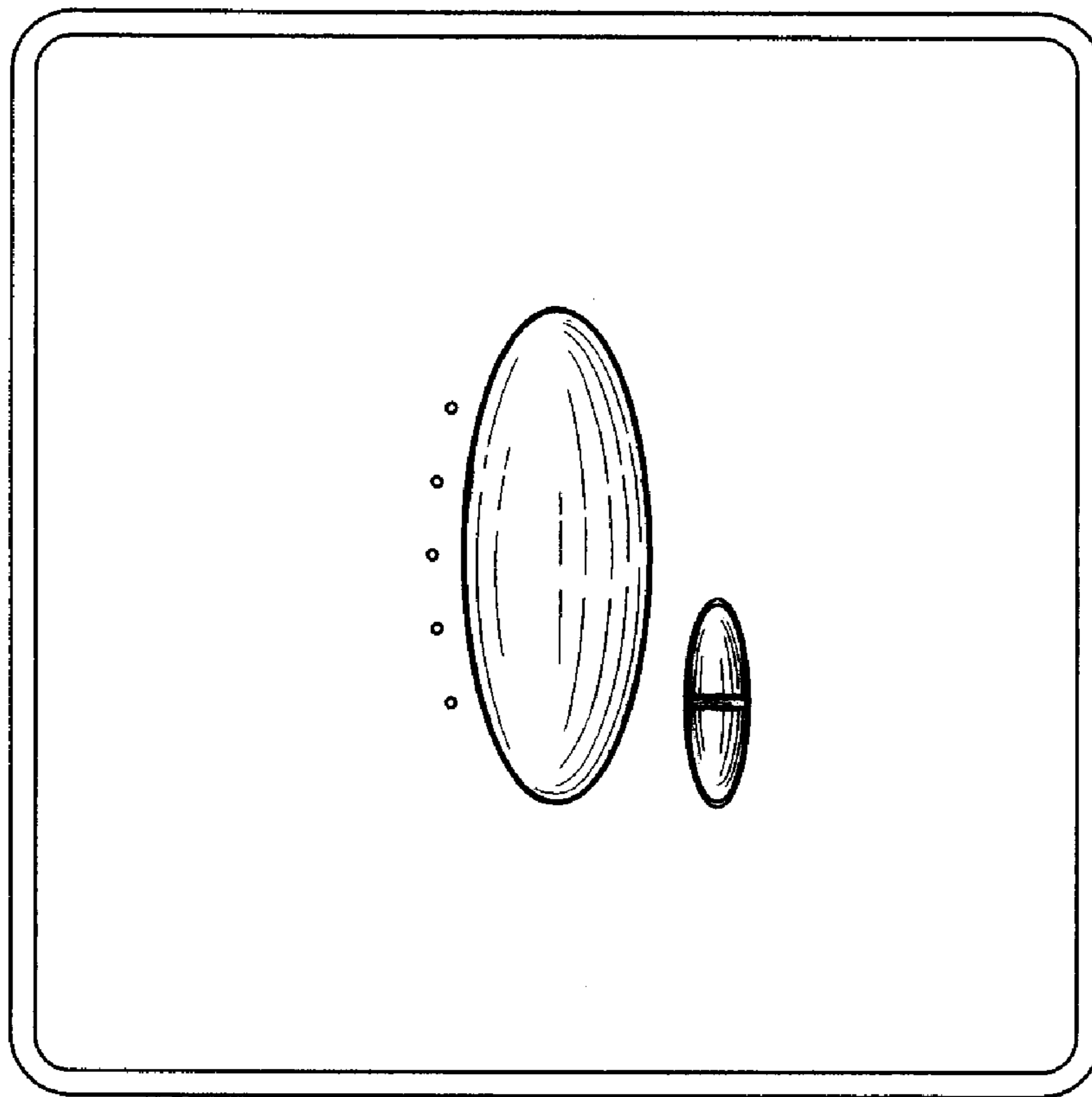


FIG. 2




FIG. 3

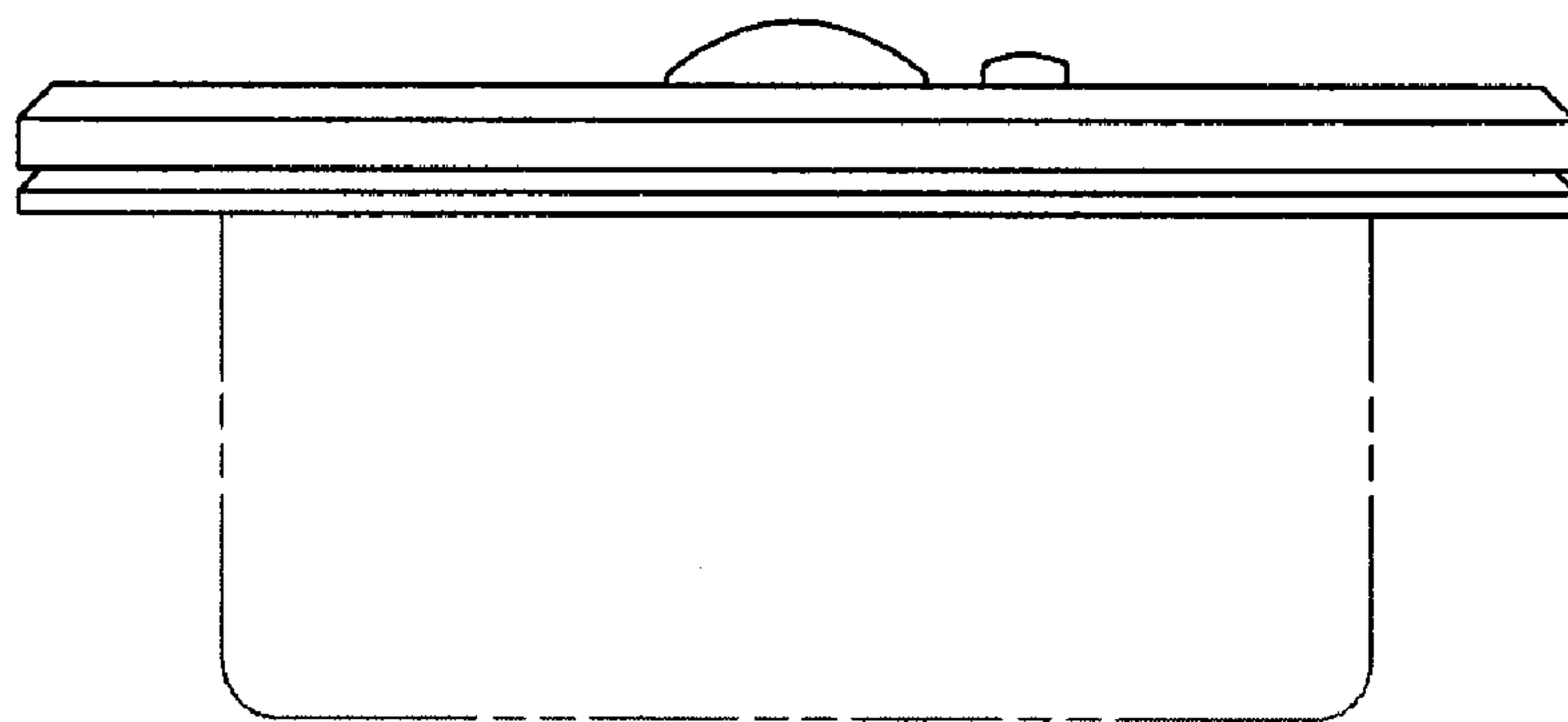


FIG. 4

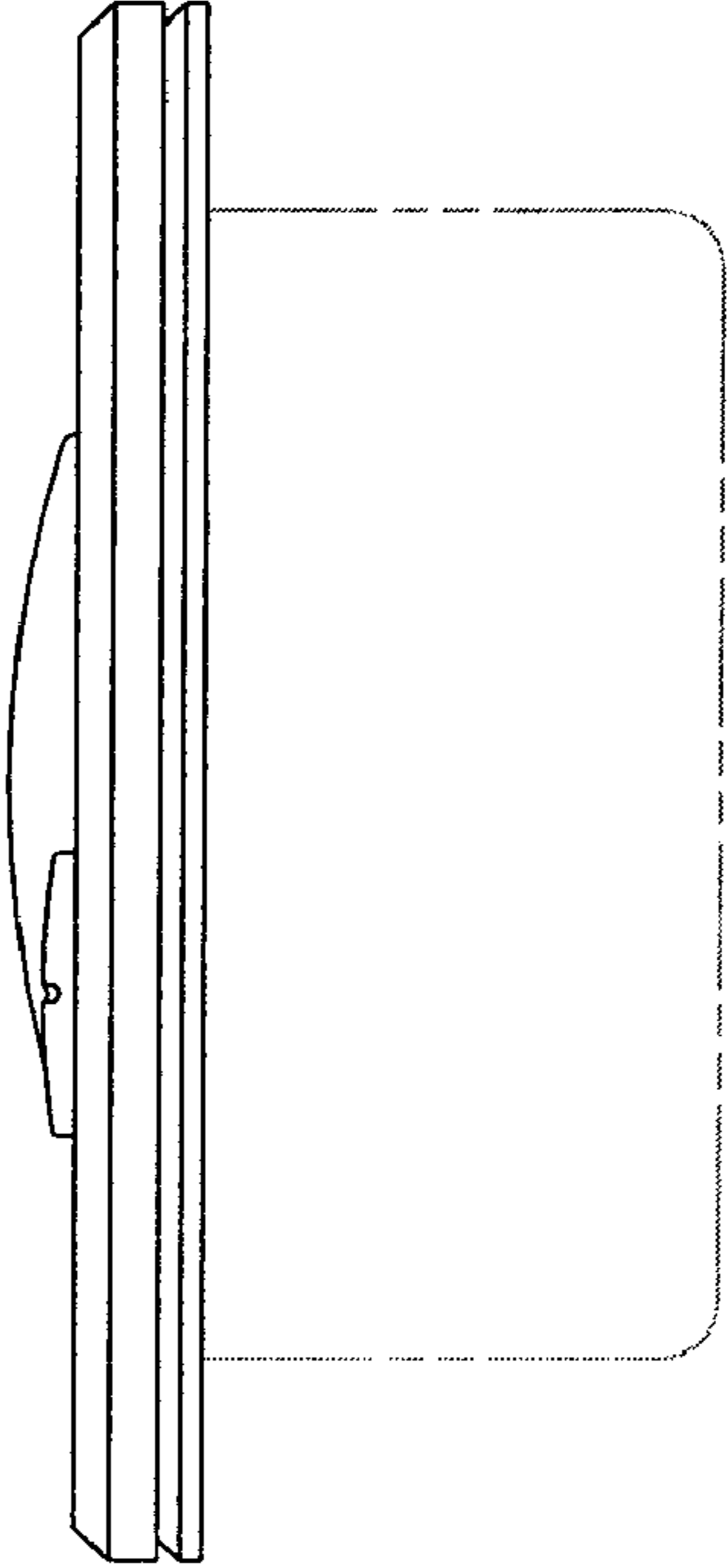


FIG. 5

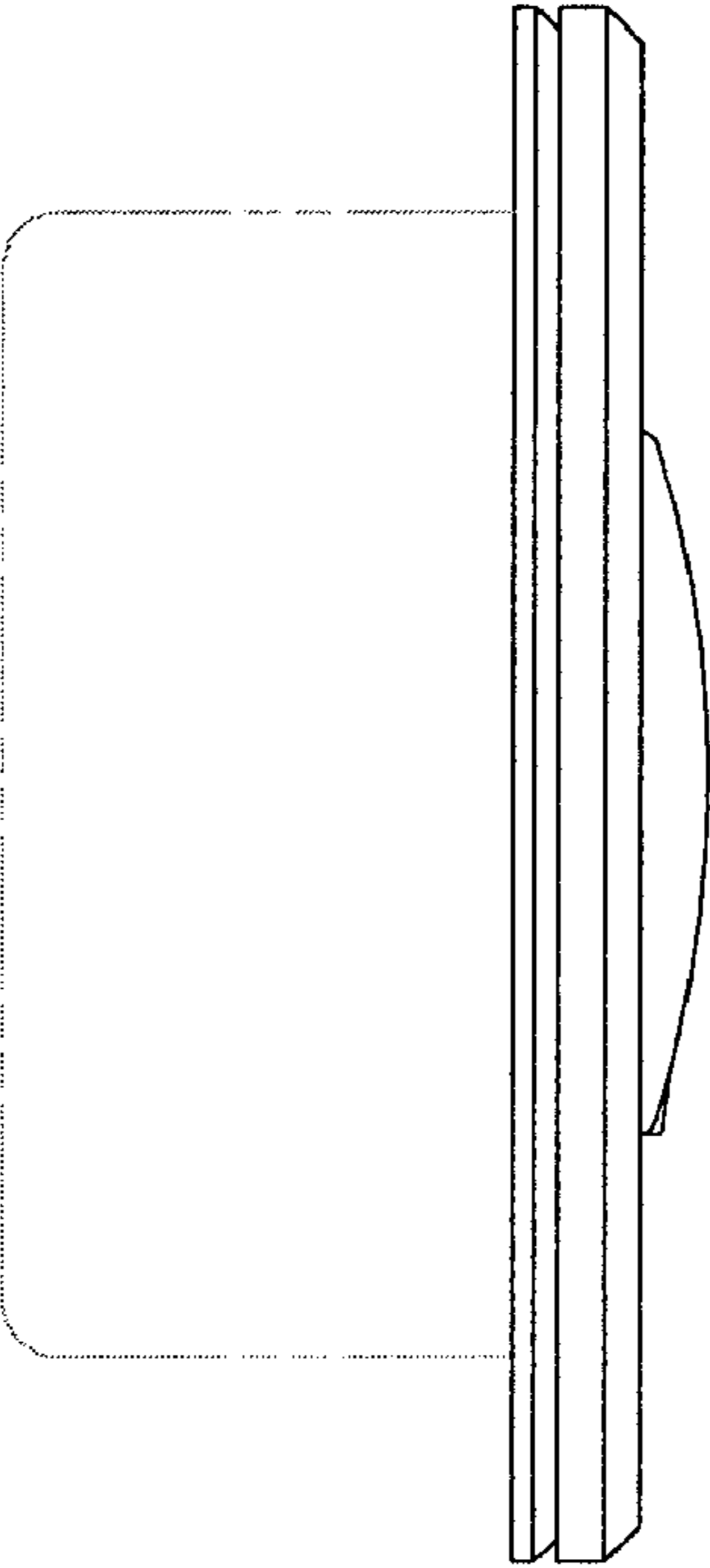


FIG. 6

UNITED STATES PATENT AND TRADEMARK OFFICE
CERTIFICATE OF CORRECTION

PATENT NO. : Des. 517,503 S
APPLICATION NO. : 29/218710
DATED : March 21, 2006
INVENTOR(S) : Mayo et al.

Page 1 of 1

It is certified that error appears in the above-identified patent and that said Letters Patent is hereby corrected as shown below:

TITLE PAGE, ITEM (75), SHOULD READ

(73) Assignee: **Lutron Electronics Co., Inc.**,
Coopersburg, PA (US)

Signed and Sealed this

Twenty-second Day of August, 2006

A handwritten signature in black ink on a dotted background. The signature reads "Jon W. Dudas" in a cursive style.

JON W. DUDAS

Director of the United States Patent and Trademark Office