



US00D517501S

(12) **United States Design Patent**
Kotyk

(10) **Patent No.:** **US D517,501 S**
(45) **Date of Patent:** **** Mar. 21, 2006**

(54) **TWIN FOOT PEDAL CONTROL**

(75) Inventor: **John A. Kotyk**, Acton, MA (US)

(73) Assignee: **Linemaster Switch Corporation**,
Woodstock, CT (US)

(**) Term: **14 Years**

(21) Appl. No.: **29/203,819**

(22) Filed: **Apr. 20, 2004**

(51) **LOC (8) Cl.** **13-03**

(52) **U.S. Cl.** **D13/167**

(58) **Field of Classification Search** D13/167;
D15/72; D24/179; 5/616; 74/512, 561; 200/61.09,
200/61.89, 86.5, 86 R, 43.1; 297/71, 330;
338/153; 433/101
See application file for complete search history.

(56) **References Cited**

U.S. PATENT DOCUMENTS

- 4,676,750 A * 6/1987 Mason 433/101
- 5,340,953 A * 8/1994 Krebs et al. 200/86.5
- D380,448 S * 7/1997 Tung D13/167
- 5,712,460 A * 1/1998 Carr et al. 200/86.5
- D407,379 S * 3/1999 Schwaegerle D13/167
- 6,689,975 B1 * 2/2004 Metzler et al. 200/86.5
- 2005/0026108 A1 * 2/2005 Meingassner et al. 433/101

2005/0103607 A1 * 5/2005 Mezhinsky 200/86.5

* cited by examiner

Primary Examiner—Stella Reid
Assistant Examiner—Selina Sikder

(74) *Attorney, Agent, or Firm*—Alix, Yale & Ristas, LLP

(57) **CLAIM**

The ornamental design for a twin foot pedal control, as shown and described.

DESCRIPTION

FIG. 1 is a perspective view of the twin foot pedal control showing my new design;
 FIG. 2 is a front view of the twin foot pedal control of FIG. 1;
 FIG. 3 is a rear view of the twin foot pedal control of FIG. 1;
 FIG. 4 is a left side view of the twin foot pedal control of FIG. 1;
 FIG. 5 is a right side view of the twin foot pedal control of FIG. 1;
 FIG. 6 is a top view of the twin foot pedal control of FIG. 1; and,
 FIG. 7 is a bottom view of the twin foot pedal control of FIG. 1.

The broken lines in FIGS. 1–7 are illustrative of environmental structure only and form no part of the claimed design.

1 Claim, 4 Drawing Sheets

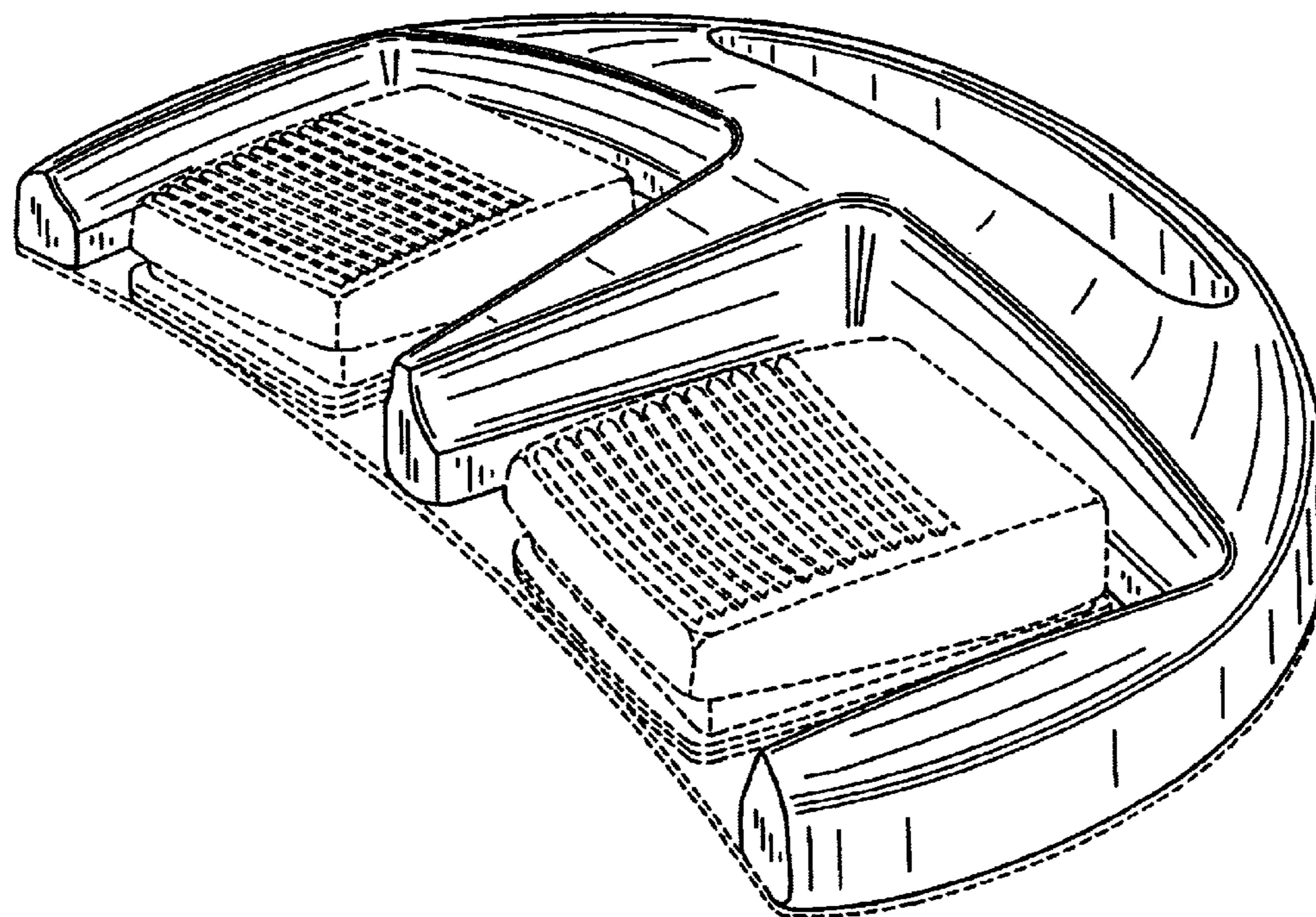


FIG. 1

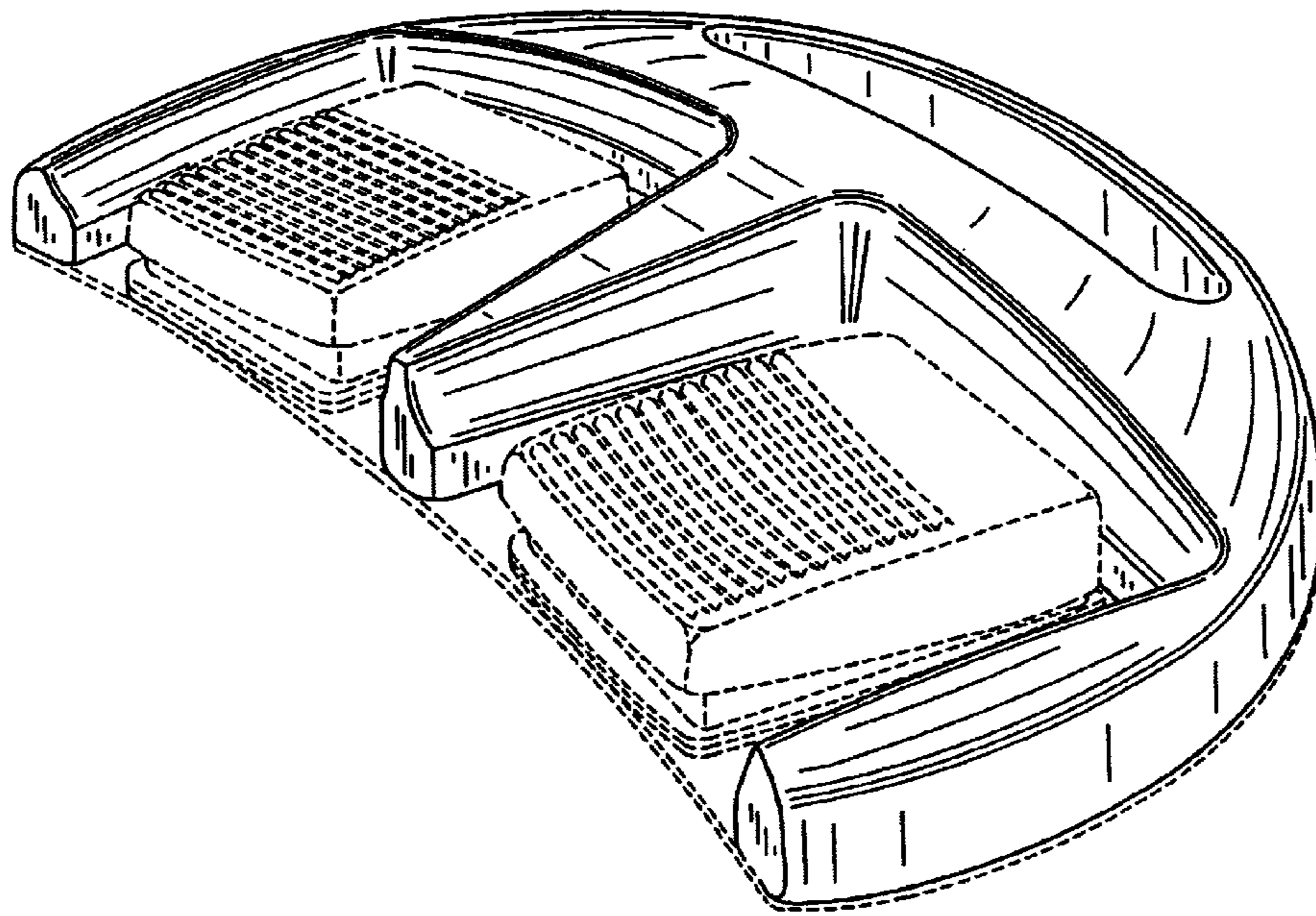


FIG. 2

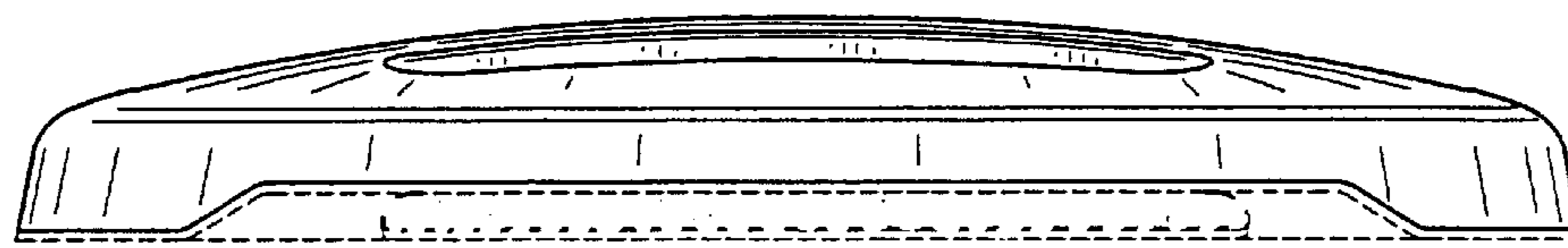


FIG. 3




FIG. 4

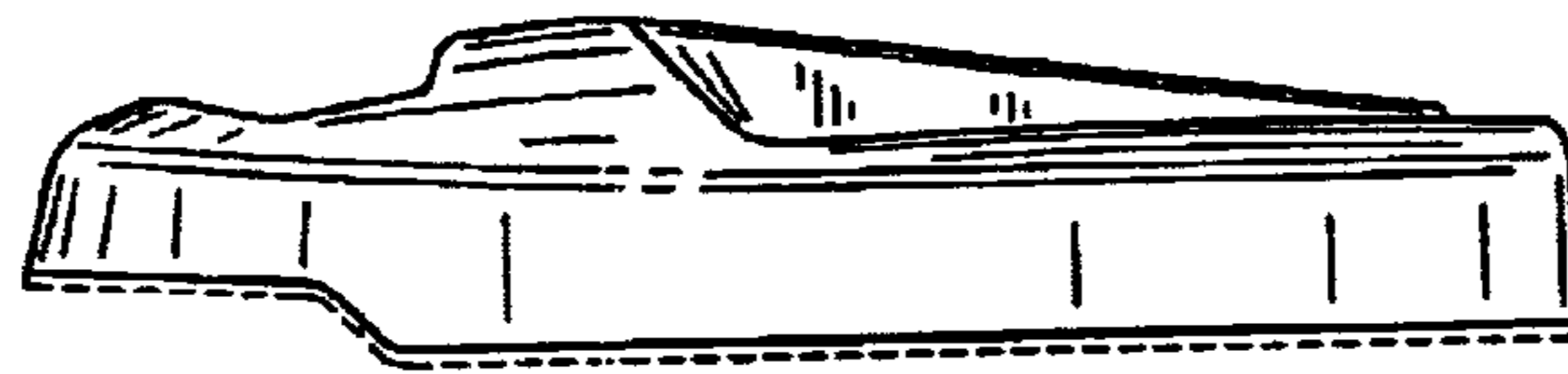


FIG. 5



FIG. 6

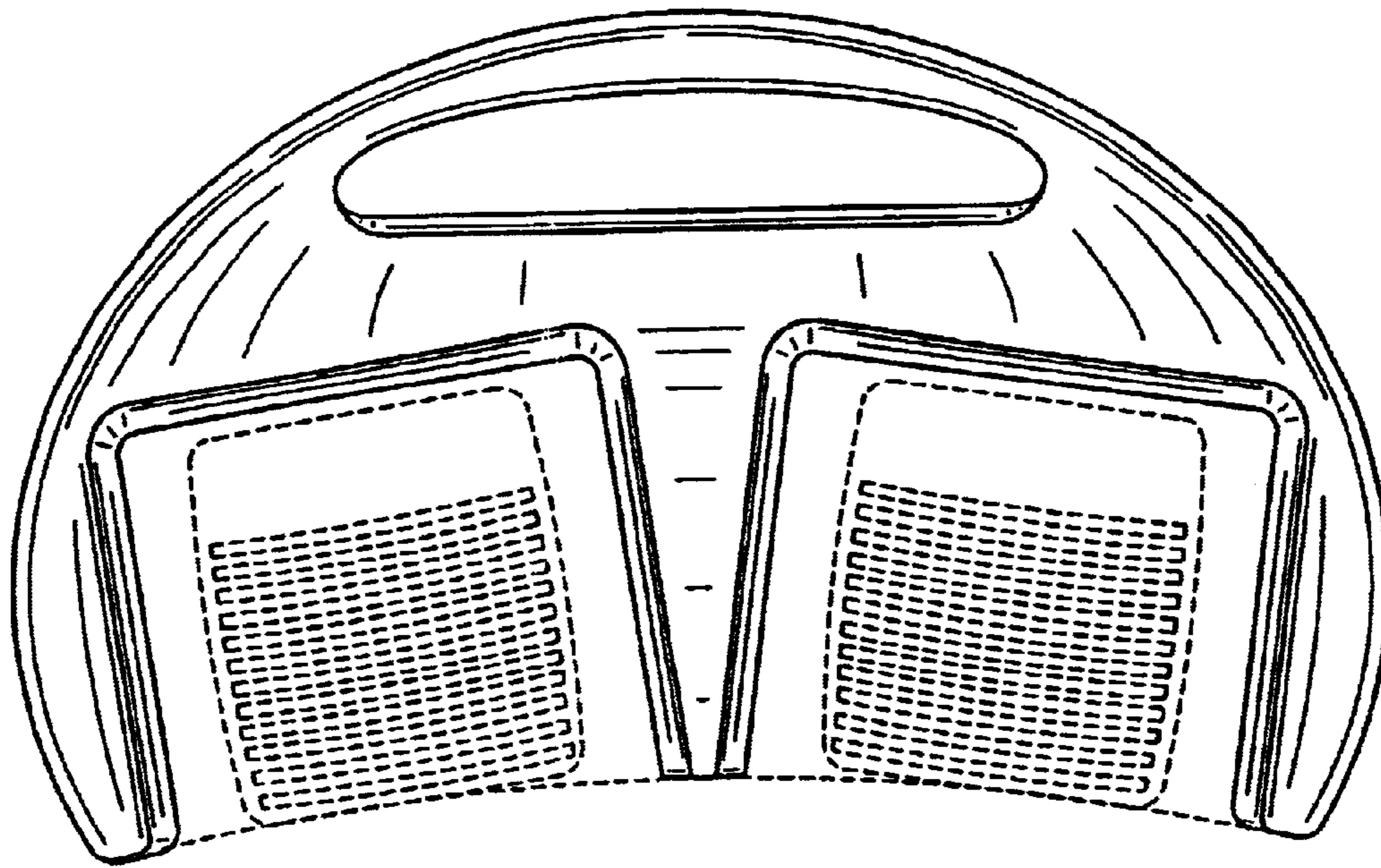


FIG. 7

