



US00D517483S

(12) **United States Design Patent**
Nipke

(10) **Patent No.:** **US D517,483 S**
(45) **Date of Patent:** **** Mar. 21, 2006**

- (54) **WIDE POWER POLE**
 - (75) Inventor: **Mike Nipke**, Grandville, MI (US)
 - (73) Assignee: **Vendor Development Group, Inc.**,
Grand Rapids, MI (US)
 - (**) Term: **14 Years**
 - (21) Appl. No.: **29/211,660**
 - (22) Filed: **Aug. 19, 2004**
 - (51) **LOC (8) Cl.** **13-03**
 - (52) **U.S. Cl.** **D13/139.2**
 - (58) **Field of Classification Search** D13/123,
D13/133, 139.1, 139.2, 139.4, 139.5, 152;
D24/129; D25/127; 174/40 R, 45 R; 52/220.1,
52/220.2
- See application file for complete search history.

- 5,331,524 A 7/1994 Tseng
- 5,463,535 A 10/1995 Vest
- D367,464 S * 2/1996 Jones et al. D13/139.5
- D371,111 S * 6/1996 Jones et al. D13/139.5
- 5,584,357 A 12/1996 Gugel et al.
- 5,611,614 A 3/1997 Morgan
- D378,913 S 4/1997 Chambers et al.
- D379,176 S 5/1997 Chambers et al.
- D379,970 S 6/1997 Chambers et al.
- 5,769,000 A 6/1998 Dunfey
- 5,776,559 A 7/1998 Woolford
- 5,787,914 A 8/1998 Greywall
- 5,907,127 A 5/1999 Daoud
- 5,911,493 A 6/1999 Walker et al.

(Continued)

FOREIGN PATENT DOCUMENTS

- EP 0851178 7/1998
- GB 2222942 3/1990

Primary Examiner—Alan P. Douglas
Assistant Examiner—Rosemary K. Tarcza
 (74) *Attorney, Agent, or Firm*—McAndrews, Held & Malloy, Ltd.

(56) **References Cited**

U.S. PATENT DOCUMENTS

- 1,721,218 A * 7/1929 Hood 174/70 A
- 2,087,537 A 7/1937 Finkel
- D130,643 S 12/1941 Hose
- 2,425,265 A * 8/1947 Pittman 174/45 R
- 2,540,784 A * 2/1951 Hocher 248/219.1
- 3,215,831 A 11/1965 Gladsen et al.
- D208,917 S 10/1967 Mellyn
- 3,497,171 A * 2/1970 Farmer et al. 248/226.12
- 3,502,785 A * 3/1970 Nickola 174/38
- D237,718 S * 11/1975 Bozich D13/139.5
- D244,465 S * 5/1977 Stoneman D13/139.4
- 4,061,154 A 12/1977 Cox et al.
- 4,072,857 A 2/1978 DeVicaris
- 4,164,618 A * 8/1979 Casasanta 174/48
- 4,174,532 A 11/1979 Kelley
- 4,491,141 A 1/1985 Eppenbach
- 4,728,749 A * 3/1988 Knight 174/45 R
- D295,400 S 4/1988 Wung
- 4,914,258 A * 4/1990 Jackson 174/45 R
- 4,979,535 A 12/1990 Sadowski et al.
- 4,994,631 A 2/1991 Williams, Jr.
- 5,053,931 A 10/1991 Rushing
- 5,101,844 A 4/1992 Morrone

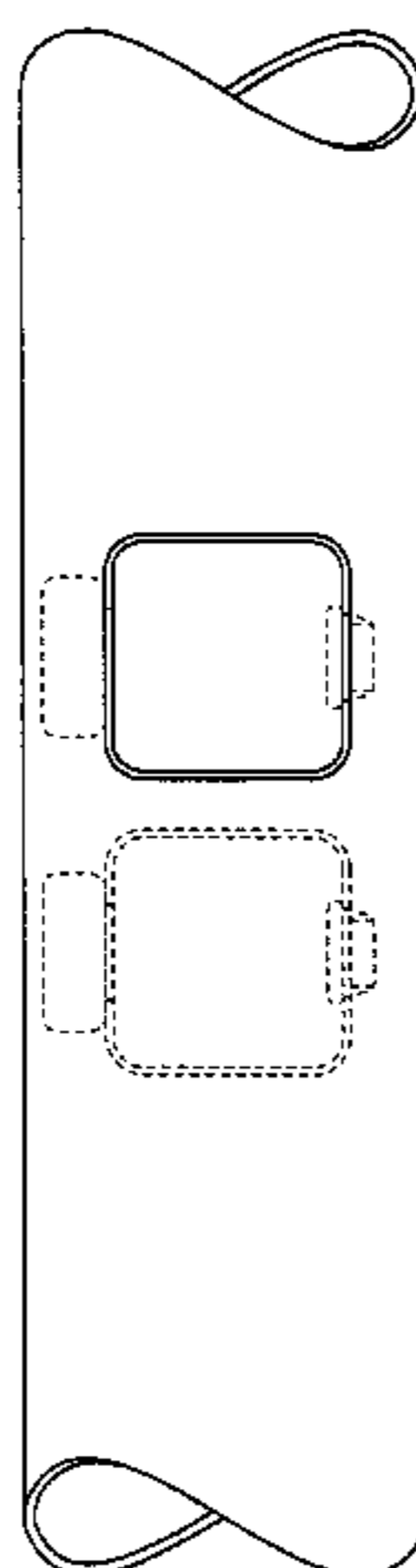
(57) **CLAIM**

The ornamental design for the wide power pole, as shown and described.

DESCRIPTION

FIG. 1 is a front view of a wide power pole according to an embodiment of the present invention;
 FIG. 2 is a bottom cross-sectional view of the power pole of FIG. 1;
 FIG. 3 is a top cross-sectional view of the power pole of FIG. 1;
 FIG. 4 is a left-side view of the power pole of FIG. 1;
 FIG. 5 is a right-side view of the power pole in FIG. 1;
 FIG. 6 is a rear view of the power pole of FIG. 1; and,
 FIG. 7 is a front view of the power pole in FIG. 1 with an outlet cover in an open position.
 The broken line showing is for illustrative purposes only and forms no part of the claimed design.

1 Claim, 5 Drawing Sheets



US D517,483 S

Page 2

U.S. PATENT DOCUMENTS

6,017,188 A 1/2000 Benton
6,070,808 A 6/2000 Kildow
6,126,293 A 10/2000 Wu
6,209,147 B1 4/2001 Wheaton
6,270,230 B1 8/2001 Mai
6,323,431 B1 11/2001 Lin
6,439,249 B1 8/2002 Pan et al.

D467,877 S 12/2002 Mori et al.
6,612,713 B1 9/2003 Kuelbs
6,627,816 B1 9/2003 Walker et al.
6,659,616 B1 12/2003 Bilotti
6,668,845 B1 12/2003 Lin et al.
2004/0100791 A1 5/2004 Bilotti et al.

* cited by examiner

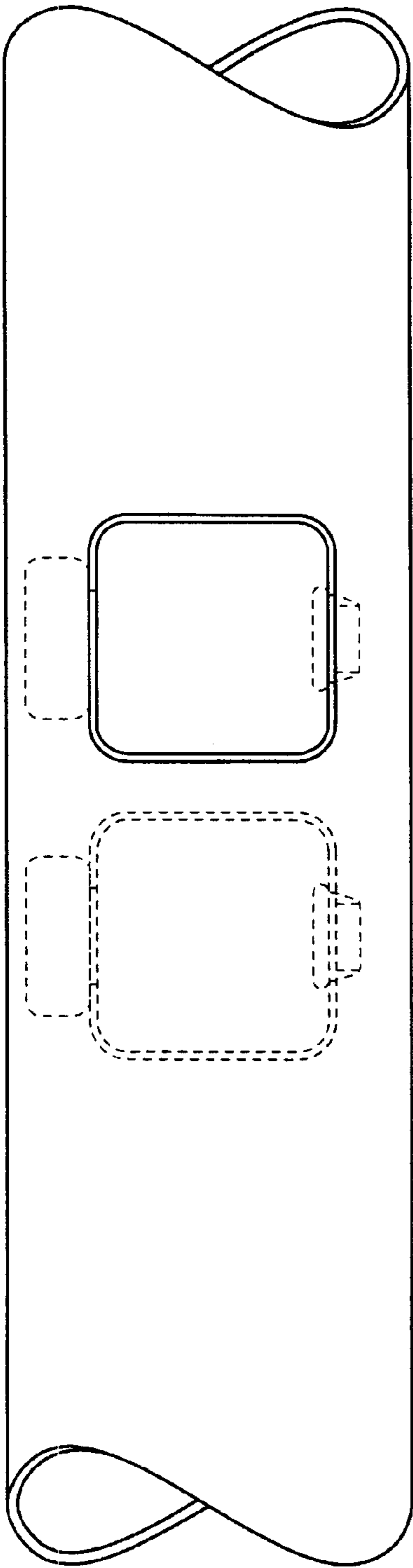


FIG. 1

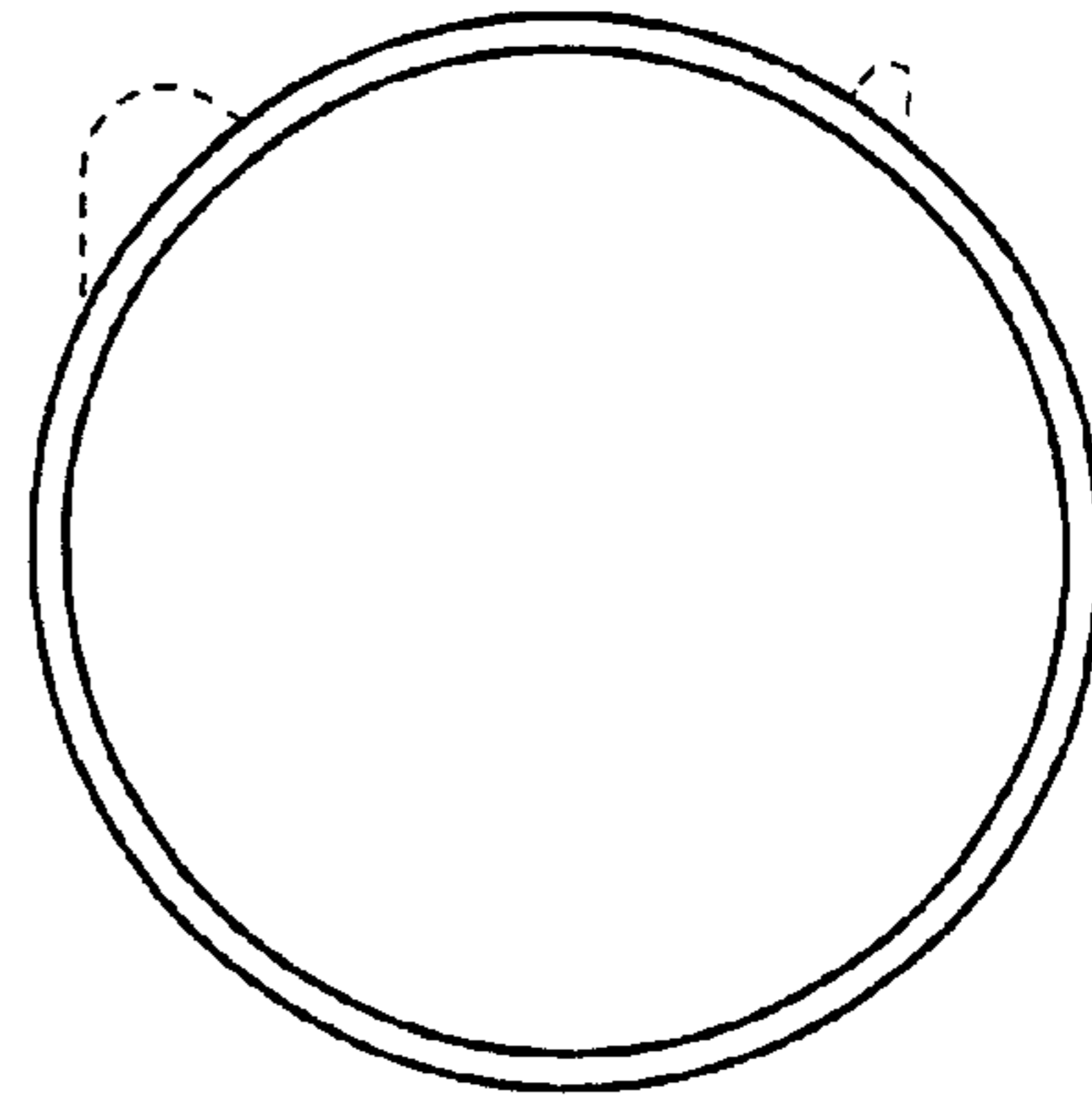


FIG. 2

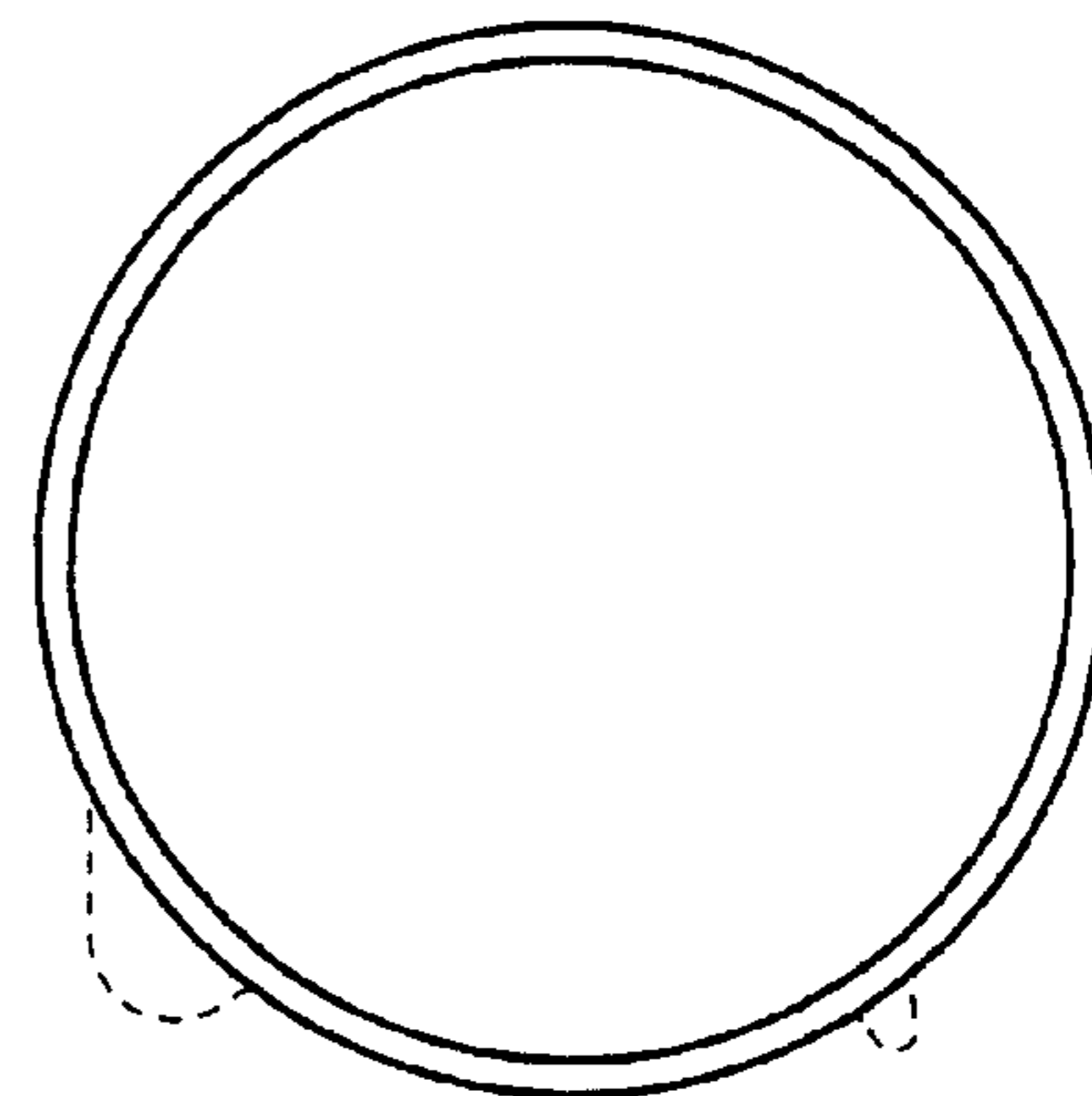


FIG. 3

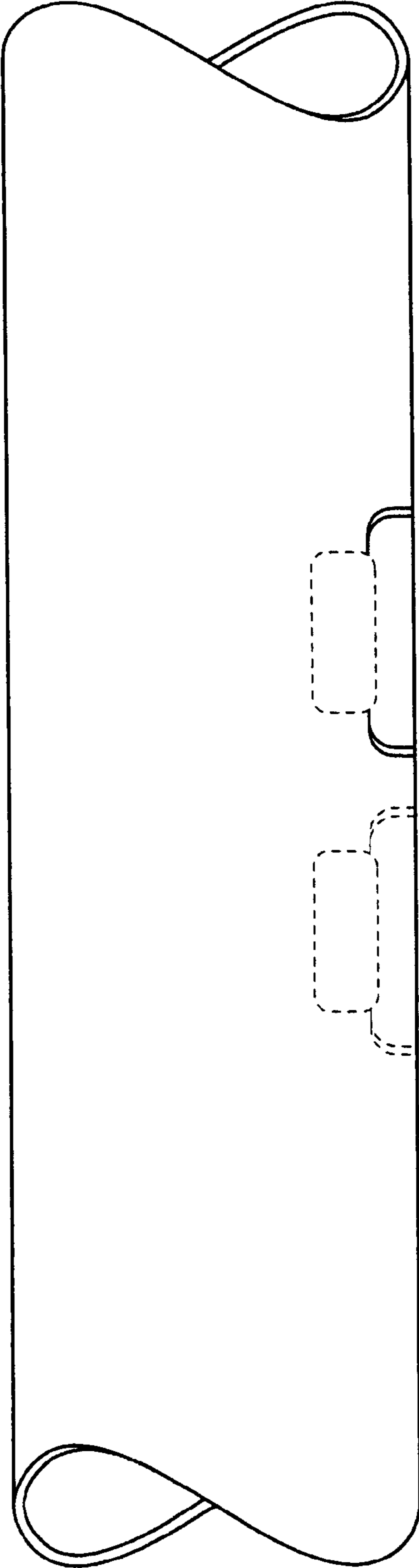


FIG. 4

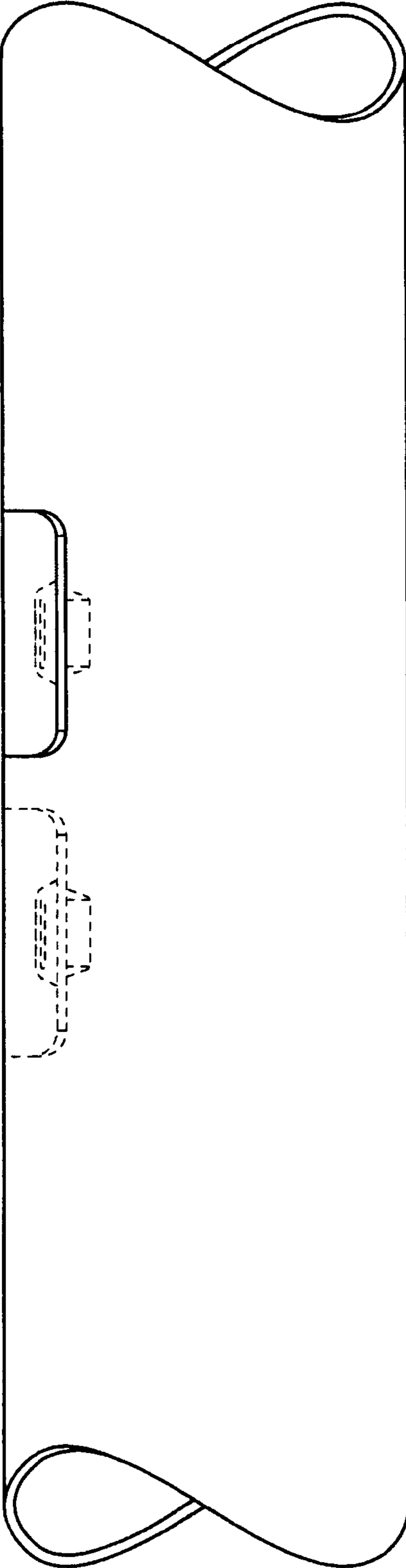


FIG. 5




FIG. 6

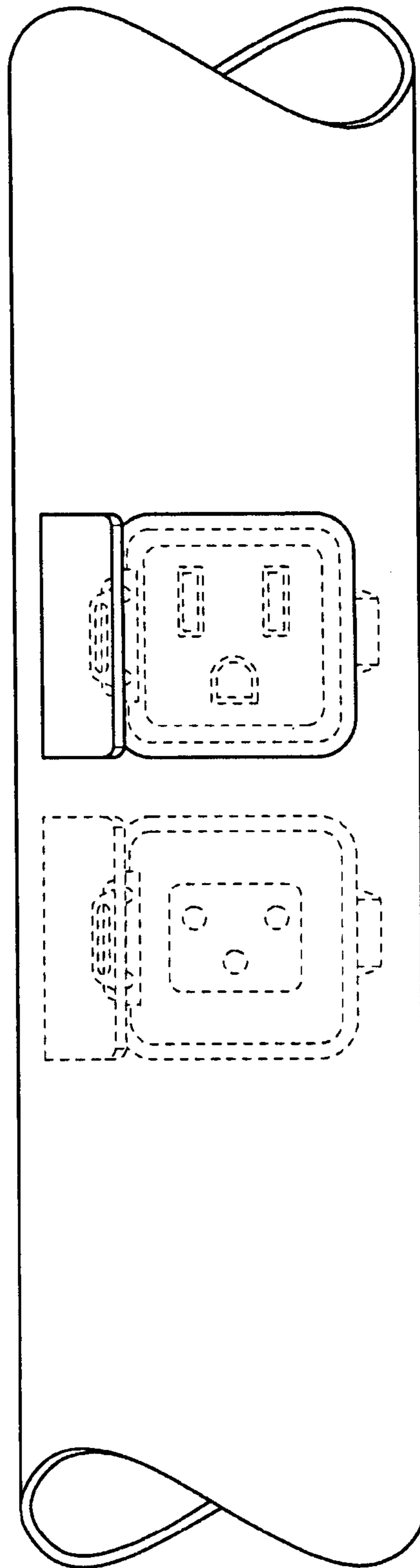


FIG. 7