



US00D517477S

(12) **United States Design Patent** (10) **Patent No.:** **US D517,477 S**
Yamagishi (45) **Date of Patent:** **** Mar. 21, 2006**

(54) **BATTERY CHARGER**

(75) Inventor: **Asami Yamagishi**, Tokyo (JP)

(73) Assignee: **Sony Corporation**, Tokyo (JP)

(**) Term: **14 Years**

(21) Appl. No.: **29/221,230**

(22) Filed: **Jan. 14, 2005**

(51) **LOC (8) Cl.** **13-02**

(52) **U.S. Cl.** **D13/107**

(58) **Field of Classification Search** D13/107-110,
D13/118-119, 184; D14/251, 253, 432, 434;
320/107-115

See application file for complete search history.

(56) **References Cited**

U.S. PATENT DOCUMENTS

D147,151 S	*	7/1947	Schinske	D13/107
4,173,733 A	*	11/1979	Sugalski et al.	320/110
D300,214 S	*	3/1989	Adams	D13/108
D325,369 S	*	4/1992	Ullmann	D13/108
D358,801 S	*	5/1995	Vos	D13/108
D376,128 S	*	12/1996	Flack	D13/107
D408,351 S	*	4/1999	Shim	D13/103
D409,559 S	*	5/1999	Shim	D13/103
D409,560 S	*	5/1999	Shim	D13/103
D411,823 S	*	7/1999	Jacobs et al.	D13/107
6,018,230 A	*	1/2000	Casey	320/114
D456,004 S	*	4/2002	Lie	D13/107
D463,360 S	*	9/2002	Lie	D13/107
D465,452 S	*	11/2002	Lie	D13/107
D466,075 S	*	11/2002	Lie	D13/107

OTHER PUBLICATIONS

Web page “BCG-34HD4” www.yodobashi.com, 1 sheet,
Yodobashi Camera (Jan. 2005).

Web page “BQ-390-D” www.yodobashi.com, 1 sheet,
Yodobashi Camera (Jan. 2005).

Web page “CBK4-200” www.yodobashi.com, 1 sheet,
Yodobashi Camera (Jan. 2005).

Web page “Charger” http://www.sanyo.co.jp/energy/con/
charger_html/charger.html, 1 sheet, Sanyo (Jan. 2005).

Web page “Energizer Recharging Station CHM4FC” http://
www.bestbuy.com/site/olspage.jsp?j=1&id=
cat12085&type=page&sc=ALL&gs=chm4fc&cp=1&sp=
Relevance&mipp=25&ug=CHM4FC&_requestid=41071,
1 sheet, Best Buy (Jan. 2005).

Web page “Duracell I-Hour Battery Charge, CEF80NC”
http://www.circuitcity.com/ccd/Search.do?c=1&context=
&keyword=CEF80NC&searchSection=All&go.x=
12&go.y=6, 2 sheets, Circuit City (Jan. 2005).

* cited by examiner

Primary Examiner—Alan P. Douglas

Assistant Examiner—Rosemary K. Tarcza

(74) *Attorney, Agent, or Firm*—Rader, Fishman & Grauer
PLLC

(57) **CLAIM**

The ornamental design for a battery charger, as shown and
described.

DESCRIPTION

FIG. 1 is a perspective view of a battery charger showing my
new design;

FIG. 2 is a front elevational view thereof;

FIG. 3 is a rear elevational view thereof;

FIG. 4 is a left side elevational view thereof;

FIG. 5 is a right side elevational view thereof;

FIG. 6 is a top plan view thereof; and,

FIG. 7 is a bottom plan view thereof.

Portions of FIGS. 1, 3 and 6 that are shown as broken lines
are for illustrative purpose only and form no part of the
claimed design.

1 Claim, 4 Drawing Sheets

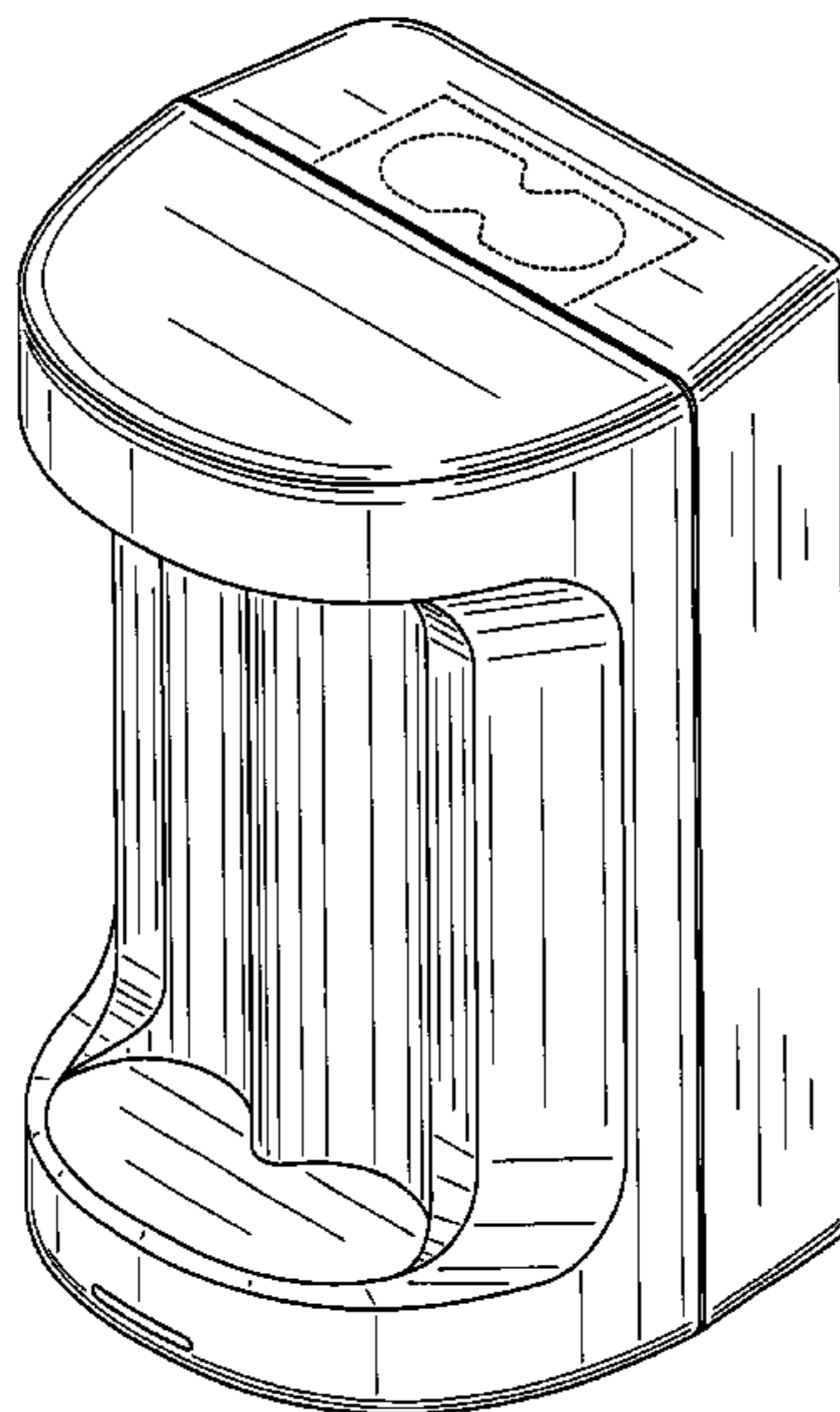


FIG.1

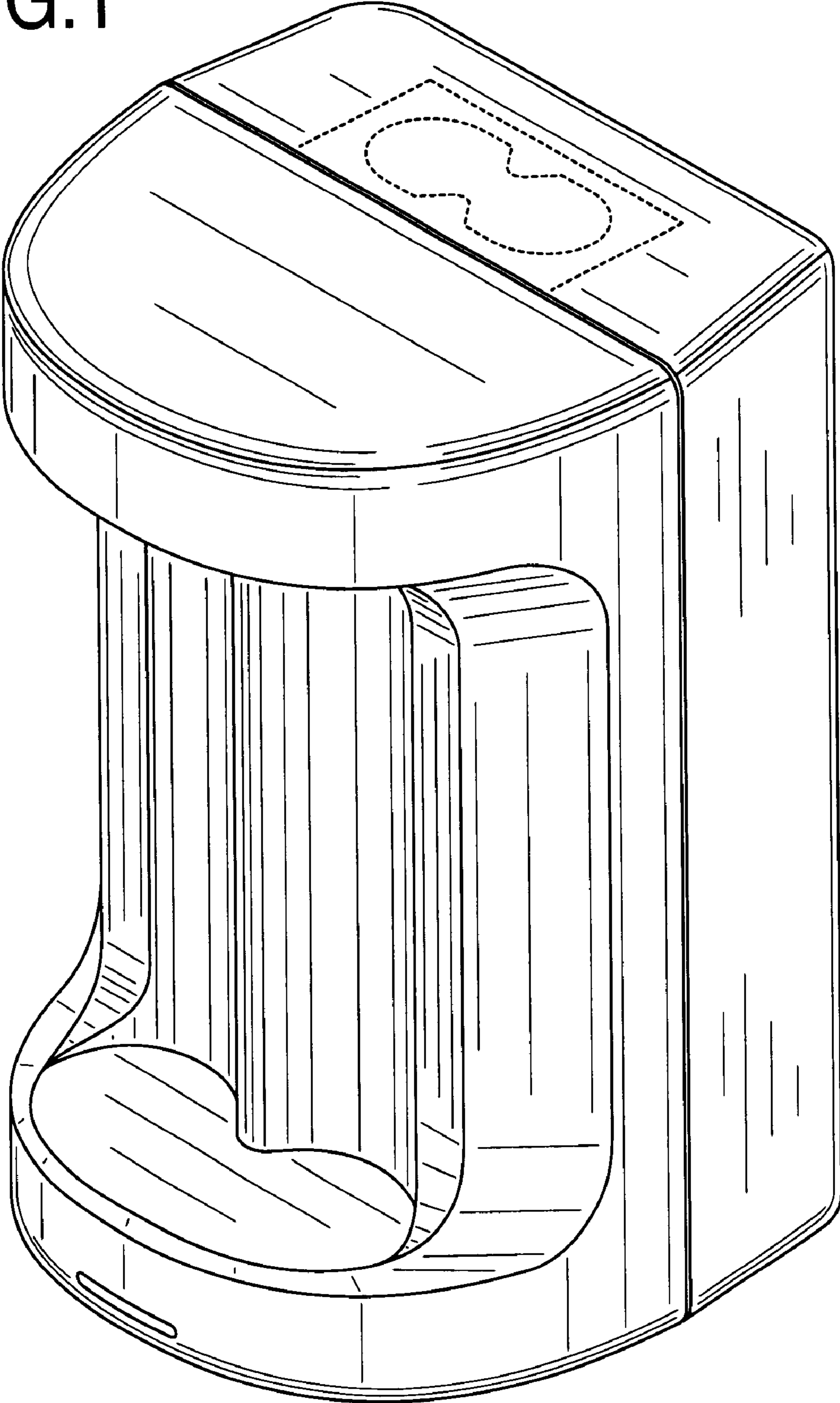


FIG.2

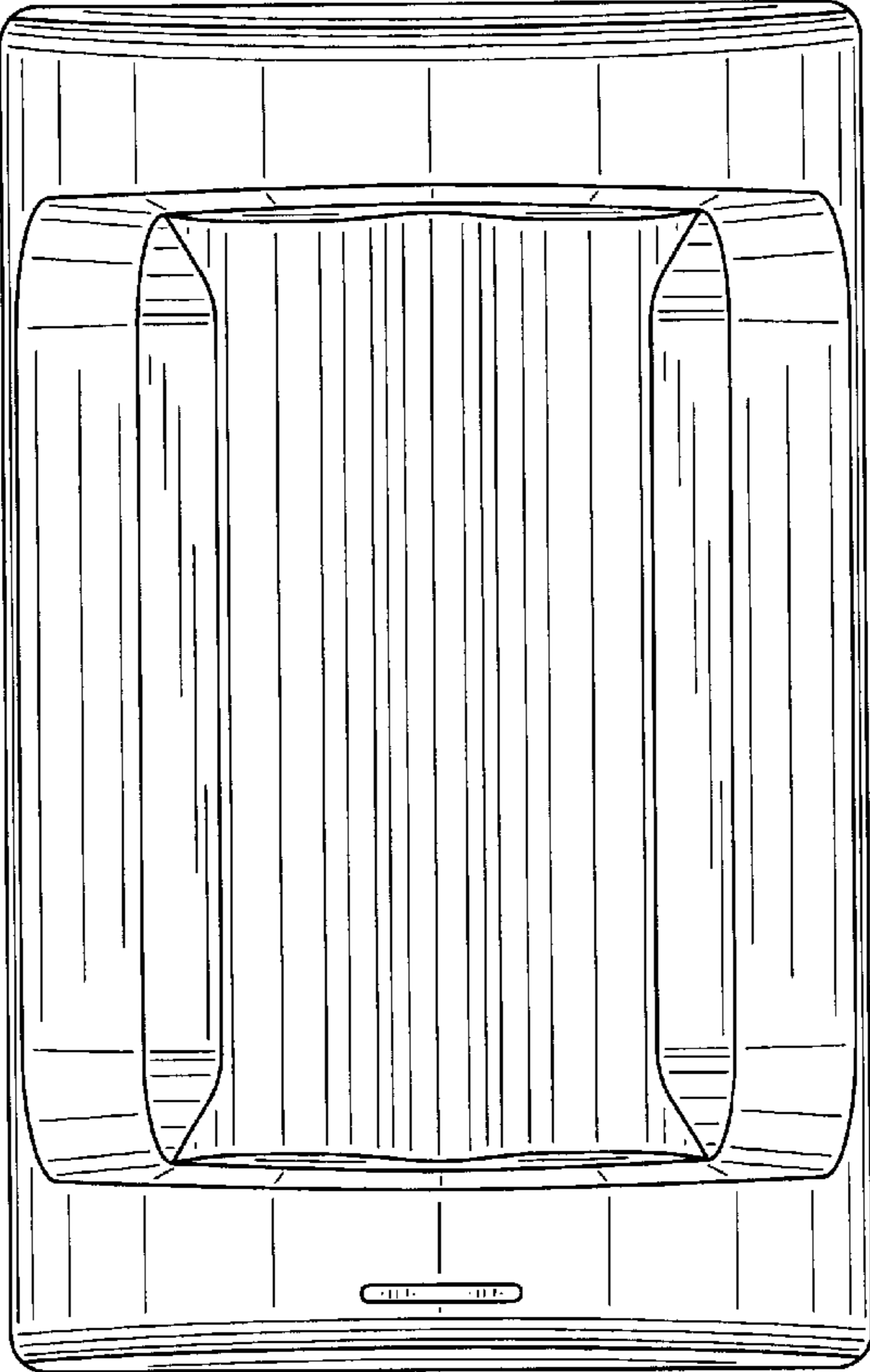


FIG.3




FIG.4




FIG.5




FIG.6

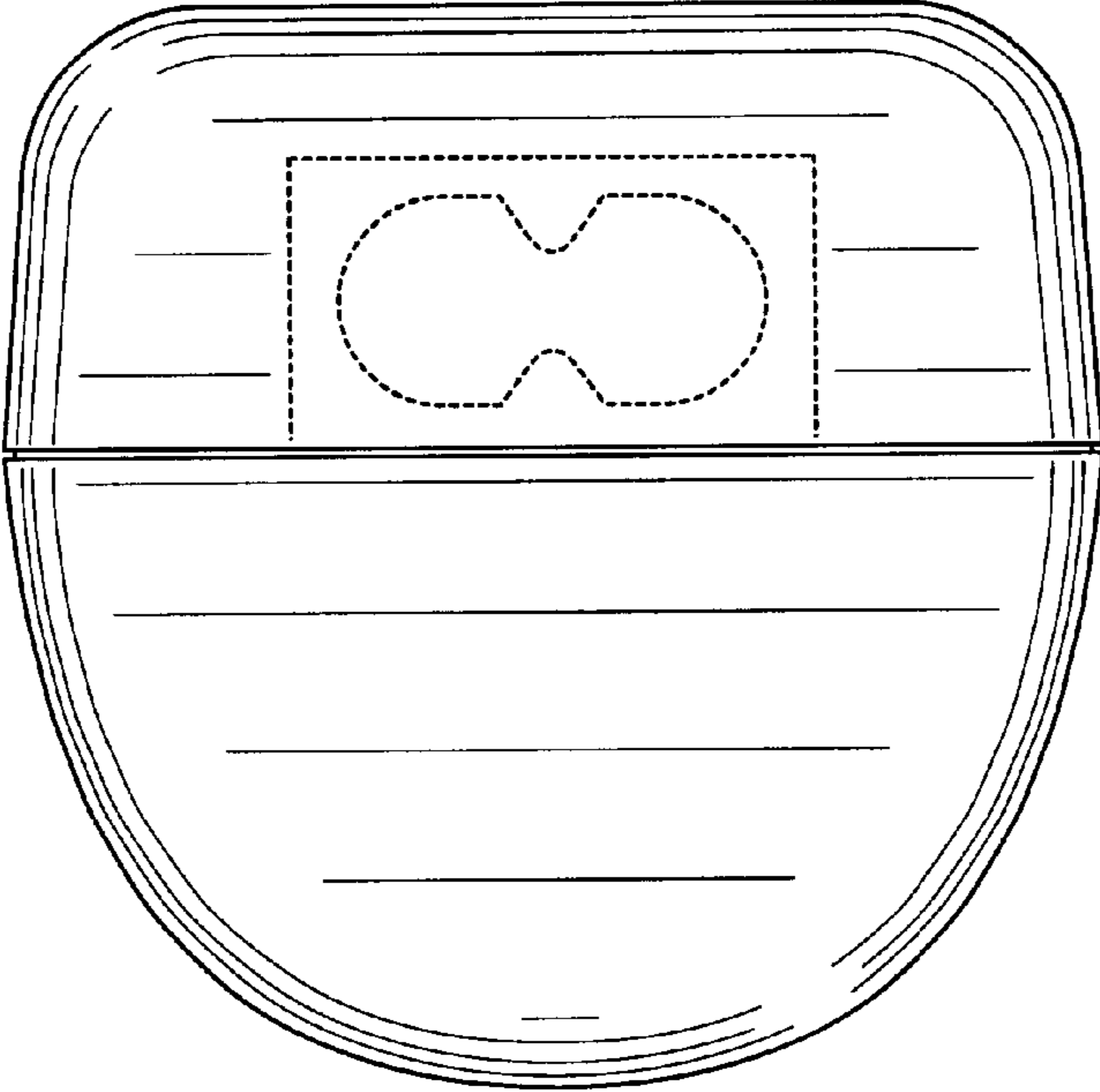


FIG.7

