



US00D517472S

(12) **United States Design Patent** (10) **Patent No.:** **US D517,472 S**  
**Allison** (45) **Date of Patent:** **\*\* Mar. 21, 2006**

(54) **TIRE TREAD**

- (75) Inventor: **William Butterworth Allison**,  
Cuyahoga Falls, OH (US)
- (73) Assignee: **The Goodyear Tire & Rubber Company**, Akron, OH (US)
- (\*\*) Term: **14 Years**

- (21) Appl. No.: **29/212,878**
- (22) Filed: **Sep. 9, 2004**

- (51) **LOC (8) Cl.** ..... **12-15**
- (52) **U.S. Cl.** ..... **D12/602; D12/603; D12/901**
- (58) **Field of Classification Search** ..... **D12/544,**  
**D12/545, 560, 561, 566, 567, 579, 580, 583,**  
**D12/596, 602, 603, 900, 901; 152/209.1,**  
**152/209.9, 209.12, 209.18, 209.25**  
See application file for complete search history.

(56) **References Cited**

**U.S. PATENT DOCUMENTS**

D380,425 S	*	7/1997	Brown et al.	.....	D12/582
D399,797 S	*	10/1998	Bergstrom et al.	.....	D12/596
D403,633 S	*	1/1999	Legge et al.	.....	D12/602
D411,152 S	*	6/1999	Hagmaier et al.	.....	D12/602
D426,179 S	*	6/2000	Fierro et al.	.....	D12/597
D444,109 S	*	6/2001	De Coninck et al.	.....	D12/602
D444,743 S	*	7/2001	Labbe et al.	.....	D12/596
D450,269 S	*	11/2001	Oliver	.....	D12/579

**OTHER PUBLICATIONS**

Centennial Interceptor Touring T Tire, 2003 Tread Design Guide, Jan. 2003, p. 16. 2/1.\*  
 Brigadier Sidewinder Radial AP Tire, 2003 Tread Design Guide, Jan. 2003, p. 70. 4/3.\*  
 Goodyear Wrangler ST Tire, 2003 Tread Design Guide, Jan. 2003, p. 81. 3/3.\*

\* cited by examiner

*Primary Examiner*—Robert M. Spear  
 (74) *Attorney, Agent, or Firm*—Richard B. O’Planick

(57) **CLAIM**

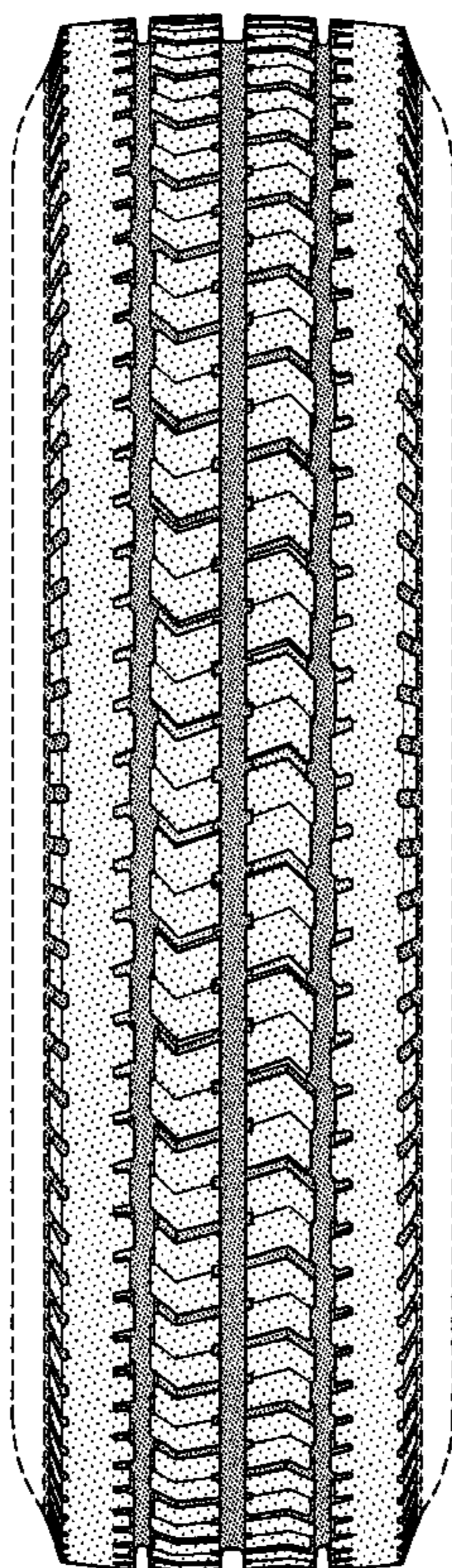
The ornamental design for a tire tread, as shown and described.

**DESCRIPTION**

FIG. 1 is a perspective view of a tire tread showing my new design, it being understood that the pattern repeats uniformly throughout the circumference of the tread;  
 FIG. 2 is a front elevational view thereof;  
 FIG. 3 is a right side elevational view thereof; the opposite side being a mirror image thereof; and,  
 FIG. 4 is an enlarged fragmentary front elevational view thereof.

In the drawings, the broken lines defining the sidewall, inner bead and the peripheral boundary between the tire tread and the sidewall are for illustrative purposes only and form no part of the claimed design.

**1 Claim, 4 Drawing Sheets**



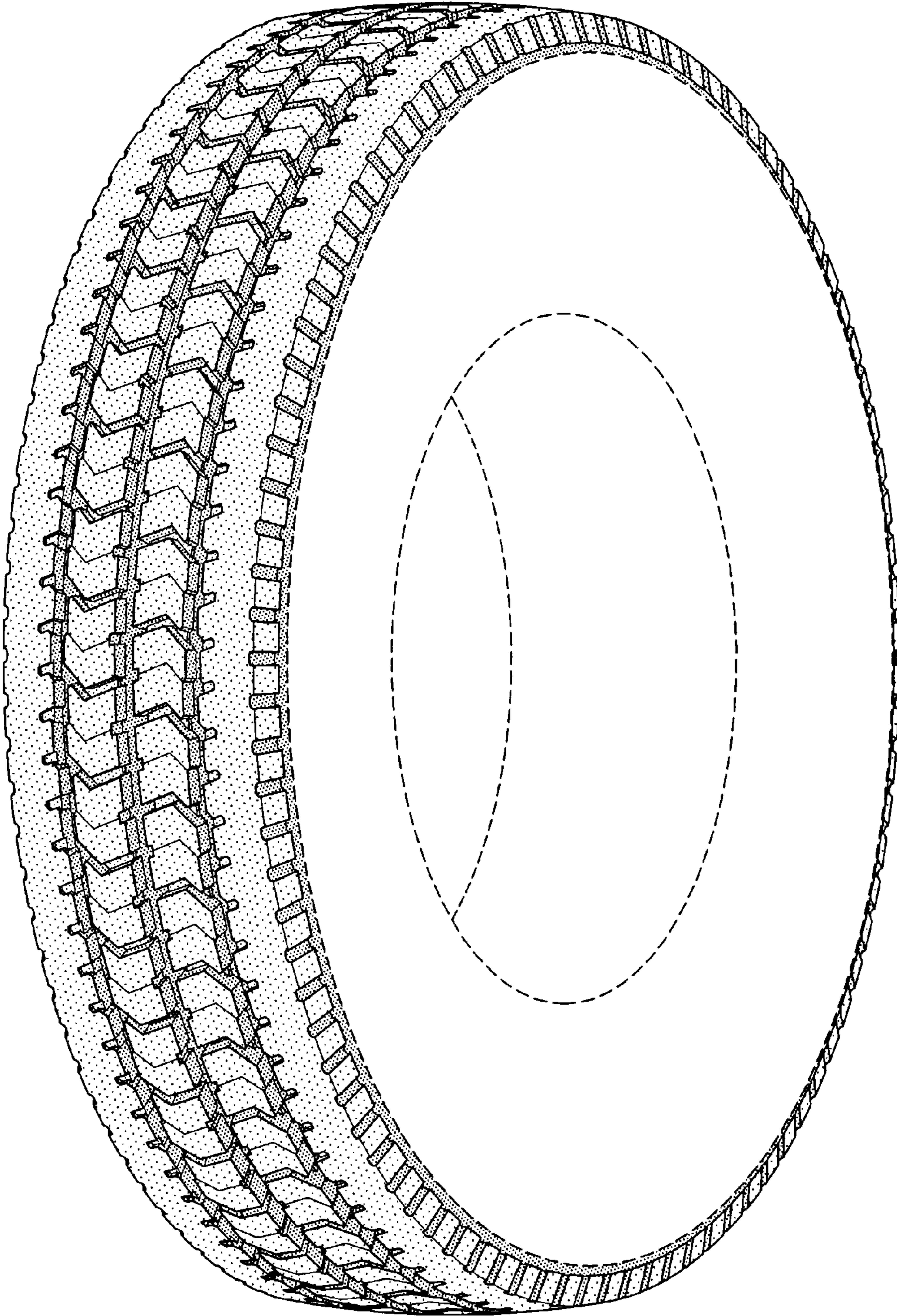


FIG-1

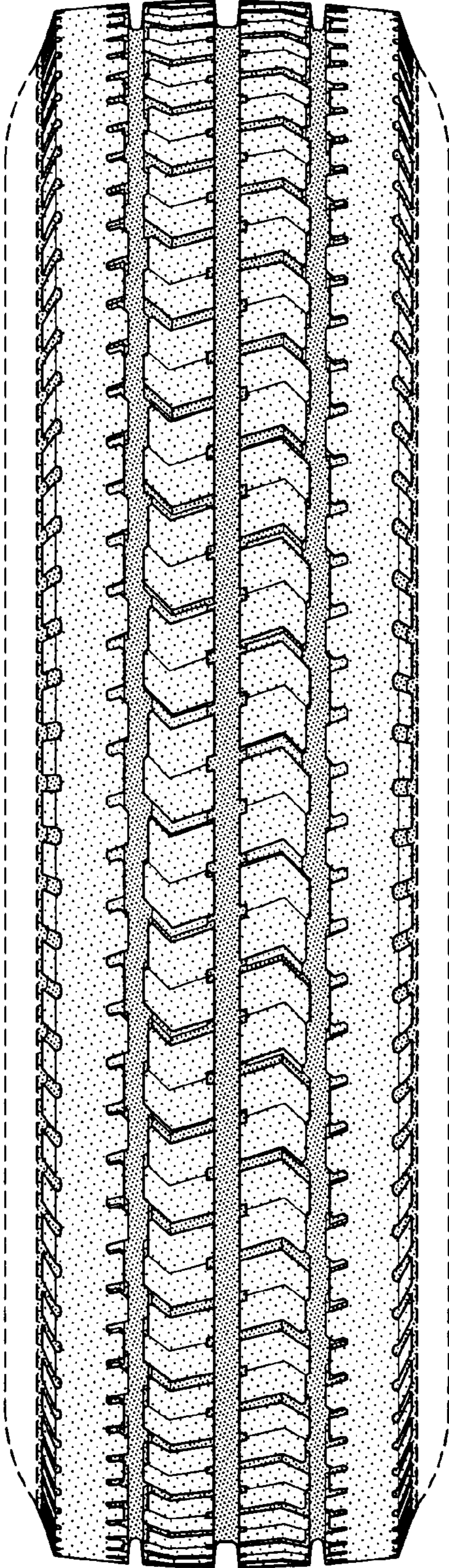


FIG-2

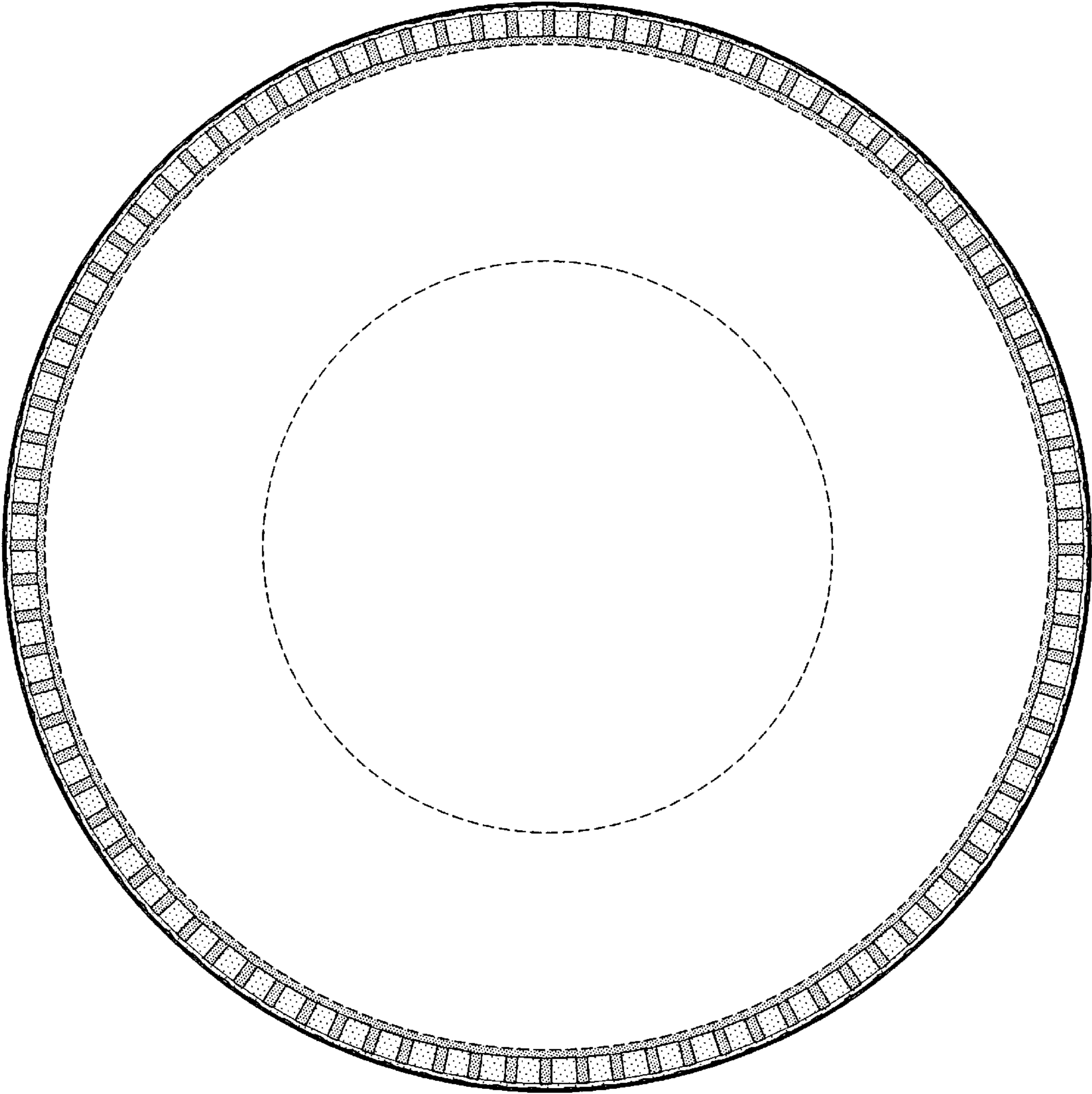


FIG-3

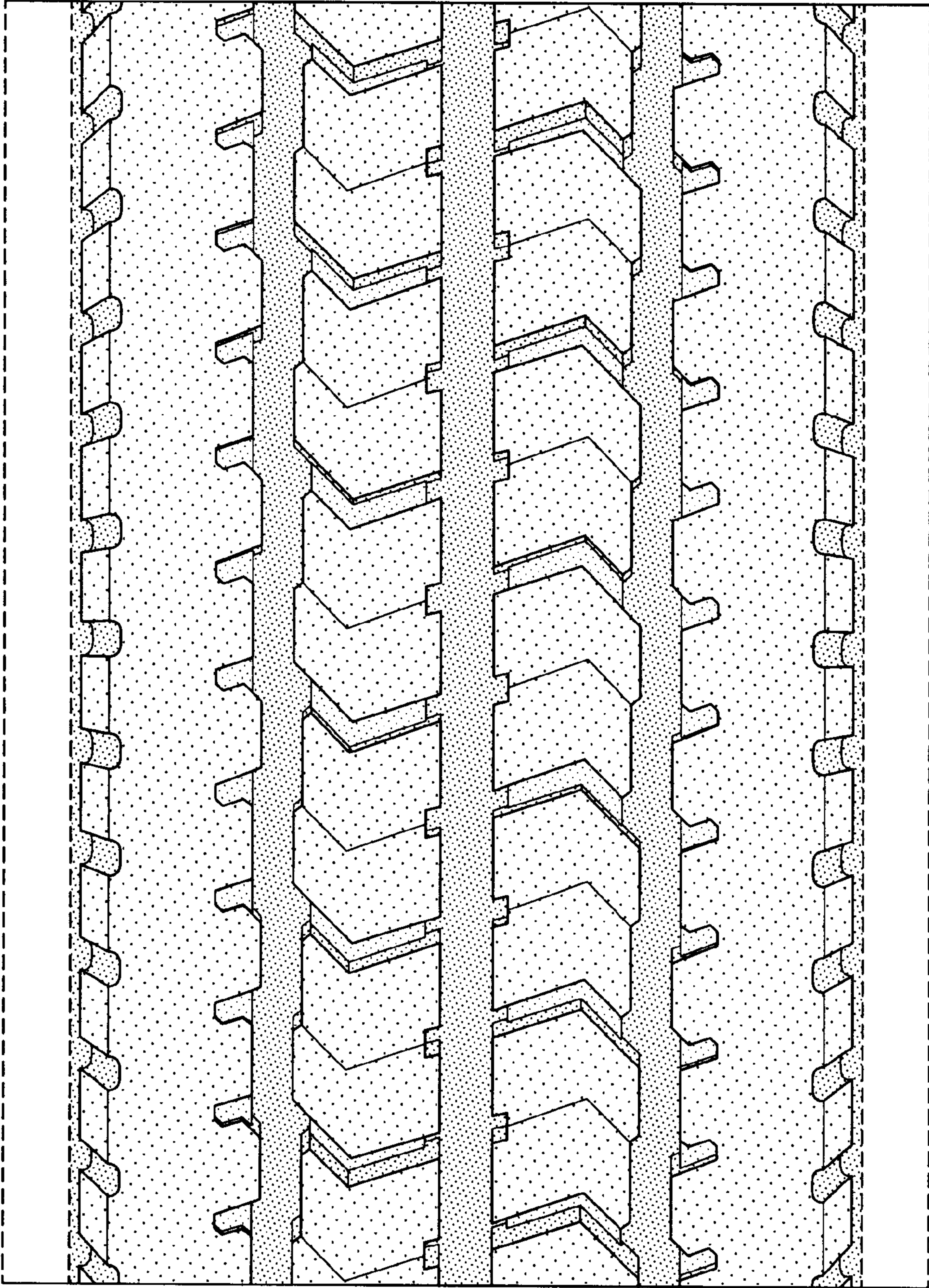


FIG-4