



US00D517467S

(12) **United States Design Patent** (10) **Patent No.:** **US D517,467 S**
Vigneron et al. (45) **Date of Patent:** **** Mar. 21, 2006**

(54) **AIRPLANE**

(75) **Inventors:** **Yvon Vigneron**, Blagnac (FR); **Peter Hall**, Bristol (GB); **Nikolai Kresse**, Jork (DE)

(73) **Assignee:** **Airbus S.A.S.**, Blagnac (FR)

(**) **Term:** **14 Years**

(21) **Appl. No.:** **29/193,761**

(22) **Filed:** **Nov. 14, 2003**

Related U.S. Application Data

(62) Division of application No. 29/190,962, filed on Oct. 1, 2003.

(30) **Foreign Application Priority Data**

Apr. 25, 2003 (EP) 000015367

(51) **LOC (8) Cl.** **12-07**

(52) **U.S. Cl.** **D12/319**

(58) **Field of Classification Search** D12/319-345;
244/12.5, 13, 15, 55, 65

See application file for complete search history.

(56) **References Cited**

U.S. PATENT DOCUMENTS

D397,989 S	*	9/1998	Al-Sabah	D12/319
D495,653 S	*	9/2004	Eatkins et al.	D12/319
D495,988 S	*	9/2004	Beaunis et al.	D12/319
D499,688 S	*	12/2004	Atkinson et al.	D12/319
D500,281 S	*	12/2004	Aruga et al.	D12/319

* cited by examiner

Primary Examiner—Marcus A. Jackson

(74) *Attorney, Agent, or Firm*—Oblon, Spivak, McClelland, Maier & Neustadt, P.C.

(57) **CLAIM**

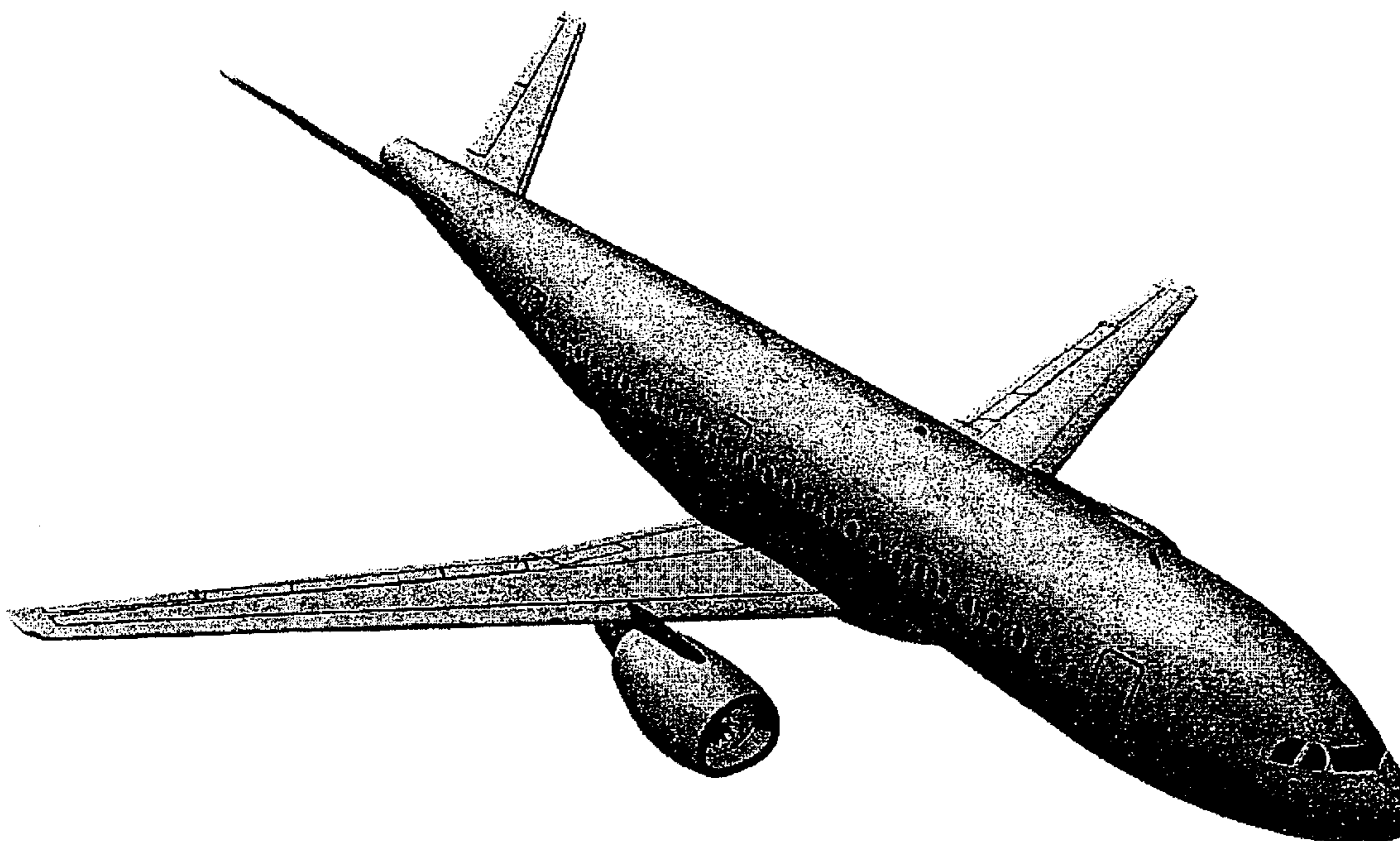
The ornamental design for an airplane, as shown and described.

DESCRIPTION

FIG. 1 is a top, front and left side perspective view of an airplane according to the present invention, the top, front and right side perspective view being a mirror image of the perspective view shown, and;

FIG. 2 is a top, rear and left side perspective view thereof.

1 Claim, 2 Drawing Sheets



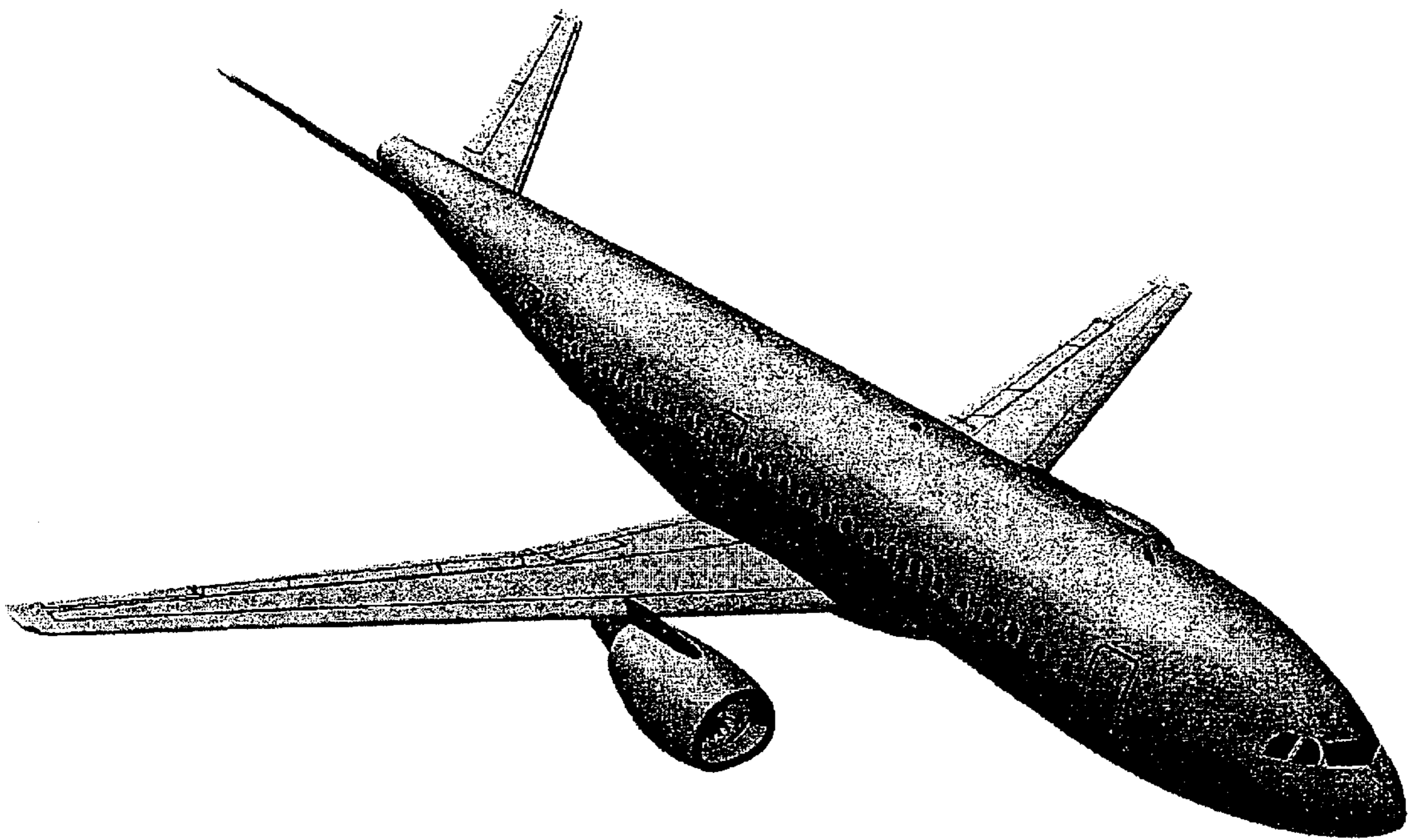


FIGURE 1

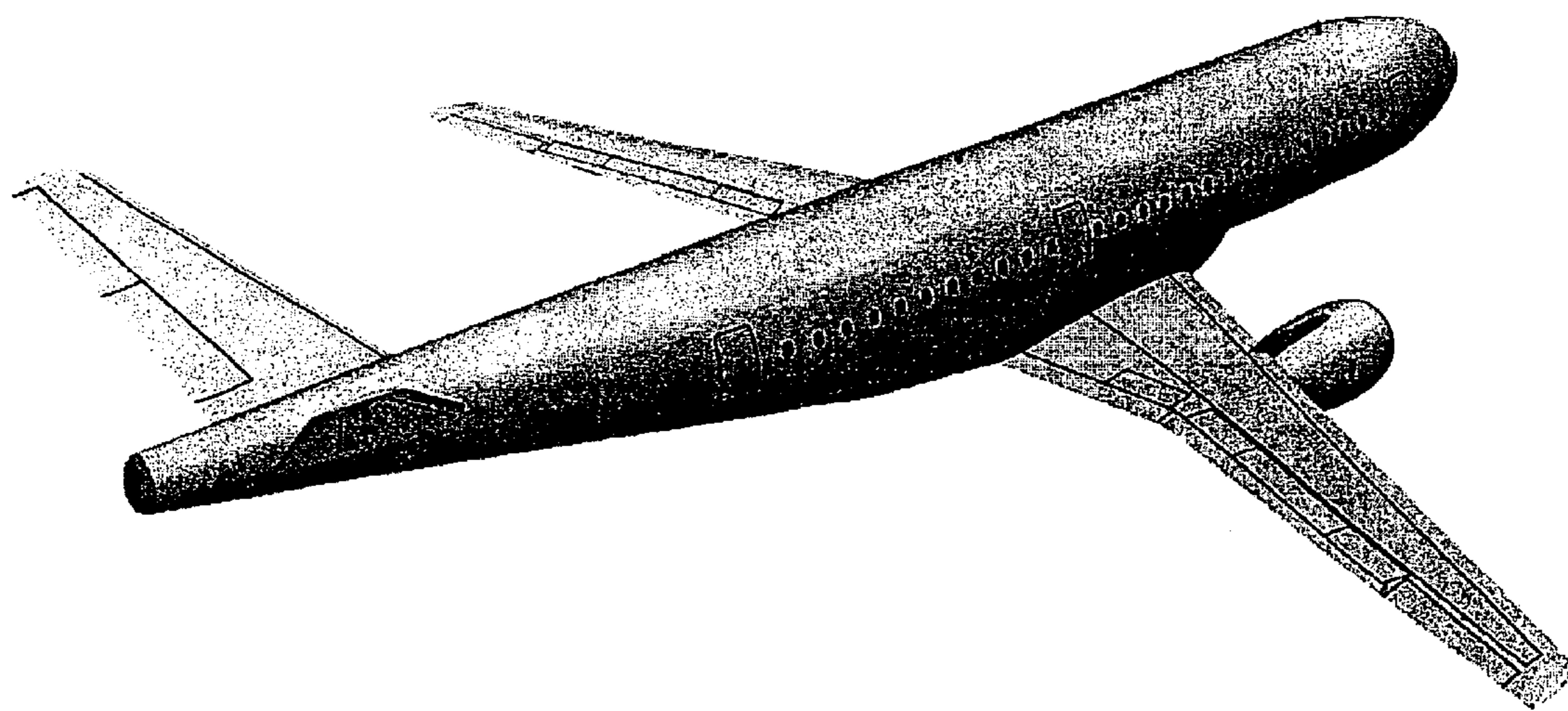


FIGURE 2