



US00D517448S

(12) **United States Design Patent**  
**Essig**

(10) **Patent No.:** **US D517,448 S**  
(45) **Date of Patent:** **\*\* Mar. 21, 2006**

(54) **SURFACE CONFIGURATION OF A REAR PORTION OF A GOLF CART AND/OR REPLICAS THEREOF**

D432,460 S \* 10/2000 Huang ..... D12/16  
D483,694 S \* 12/2003 Bellington ..... D12/16  
D498,704 S \* 11/2004 Bonner et al. .... D12/16

(75) Inventor: **Hardy Essig**, Rutesheim (DE)

\* cited by examiner

(73) Assignee: **Dr. Ing. h.c.F. Porsche Aktiengesellschaft**, Stuttgart (DE)

*Primary Examiner*—Stacia Cadmus

(74) *Attorney, Agent, or Firm*—Crowell & Moring LLP

(\*\*) Term: **14 Years**

(57) **CLAIM**

(21) Appl. No.: **29/231,033**

The ornamental design for a surface configuration of a rear portion of a golf cart and/or replicas thereof, as shown and described.

(22) Filed: **Jun. 1, 2005**

**DESCRIPTION**

(30) **Foreign Application Priority Data**

Feb. 12, 2004 (EM) ..... 000262738

This application is related to the following co-pending application, of the inventor, filed on even date herewith: Application Ser. No. 29/231,026, entitled "Surface Configuration of a Golf Cart and/or Replicas Thereof".

(51) **LOC (8) Cl.** ..... **12-02**

(52) **U.S. Cl.** ..... **D12/16**

(58) **Field of Classification Search** ..... D12/1, D12/16, 14, 107, 86, 85-88, 91; 280/DIG. 5; D34/15; 180/233, 908, 6.5, 89.1; 296/183, 296/37.6, 185-186

FIG. 1 is a left, rear perspective view of a surface configuration of a rear portion of a golf cart and/or replicas thereof according to my novel design, the right, rear perspective view being mirror symmetrical;

See application file for complete search history.

FIG. 2 is a rear view of the surface configuration of a rear portion of a golf cart and/or replicas thereof according to my novel design;

(56) **References Cited**

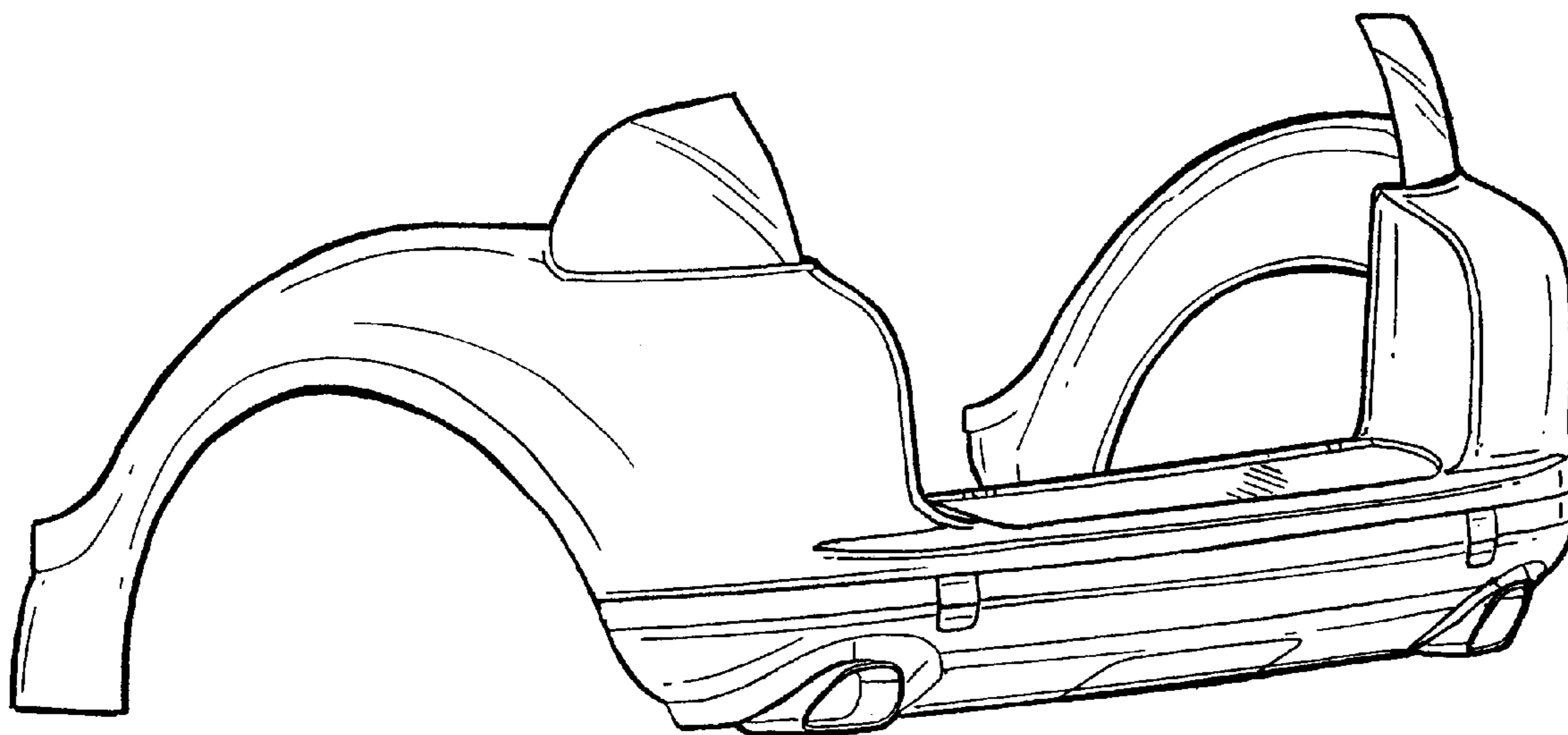
**U.S. PATENT DOCUMENTS**

D271,008 S \* 10/1983 Saporito ..... D12/16  
D326,831 S \* 6/1992 Lanius et al. .... D12/16  
D345,718 S \* 4/1994 Molzon et al. .... D12/16  
D369,762 S \* 5/1996 Molzon et al. .... D12/16  
D373,099 S \* 8/1996 Molzon et al. .... D12/16  
D395,023 S \* 6/1998 Hikida ..... D12/16

FIG. 3 is a top view of the surface configuration of a rear portion of a golf cart and/or replicas thereof according to my novel design; and,

FIG. 4 is a right side view of the surface configuration of a rear portion of a golf cart and/or replicas thereof according to my novel design, the left side view being mirror symmetrical.

**1 Claim, 2 Drawing Sheets**



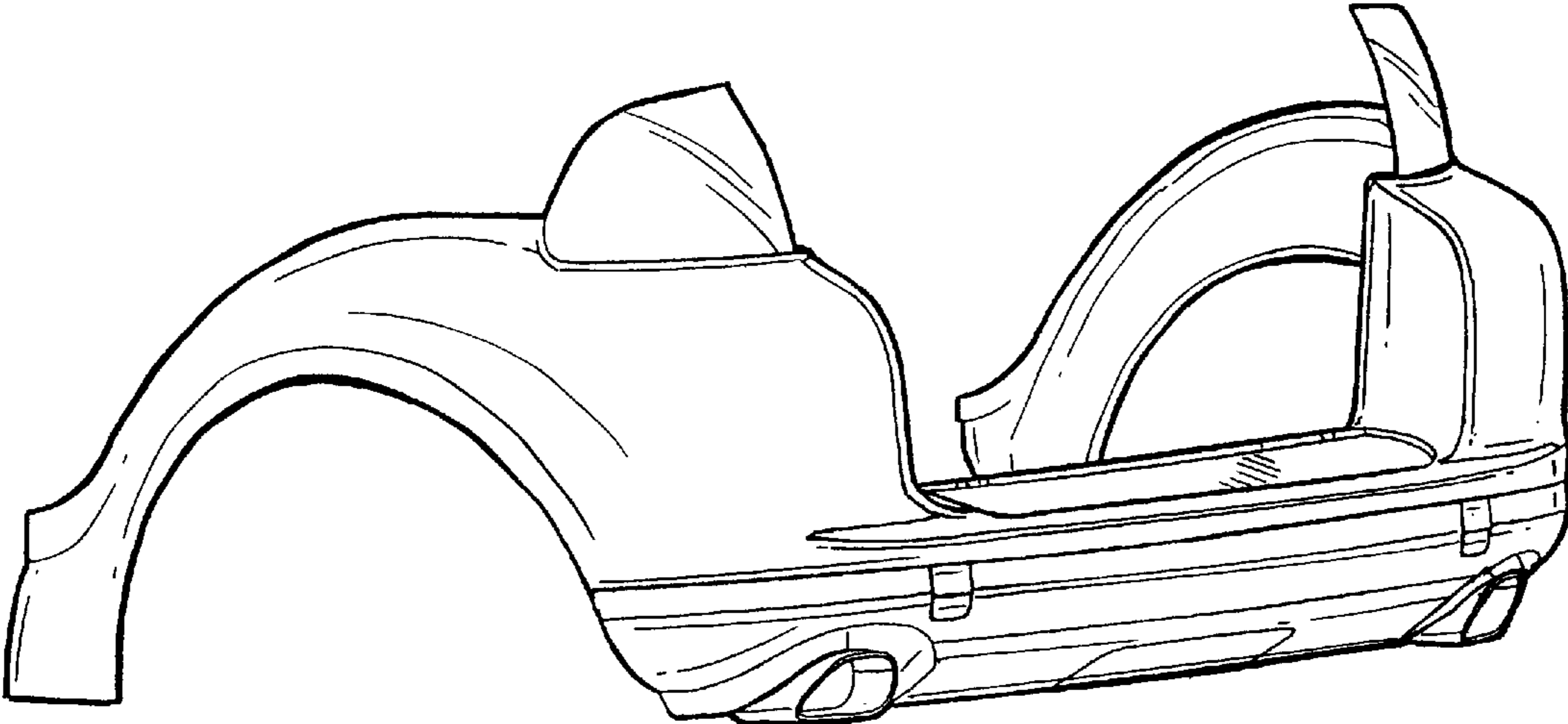


FIG. 1

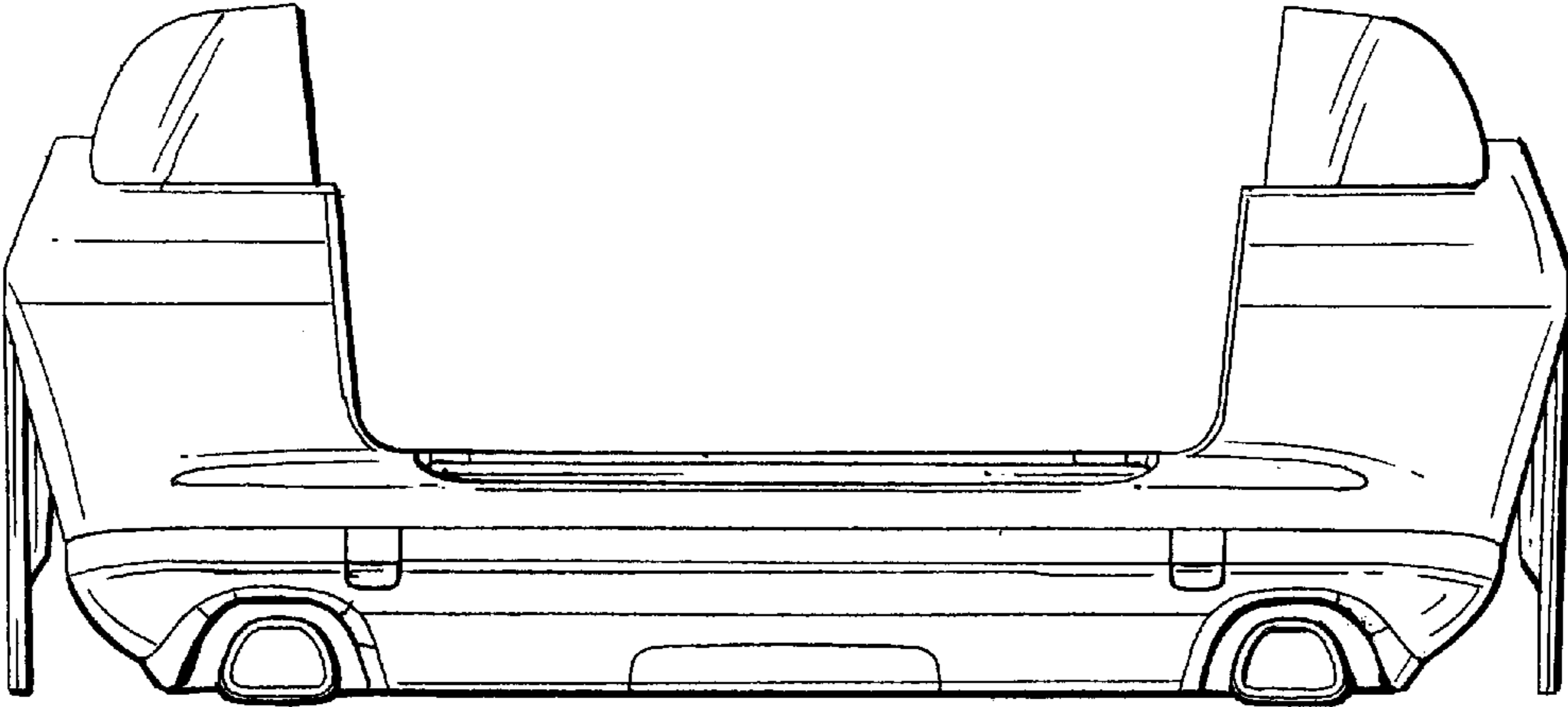


FIG. 2




FIG. 3

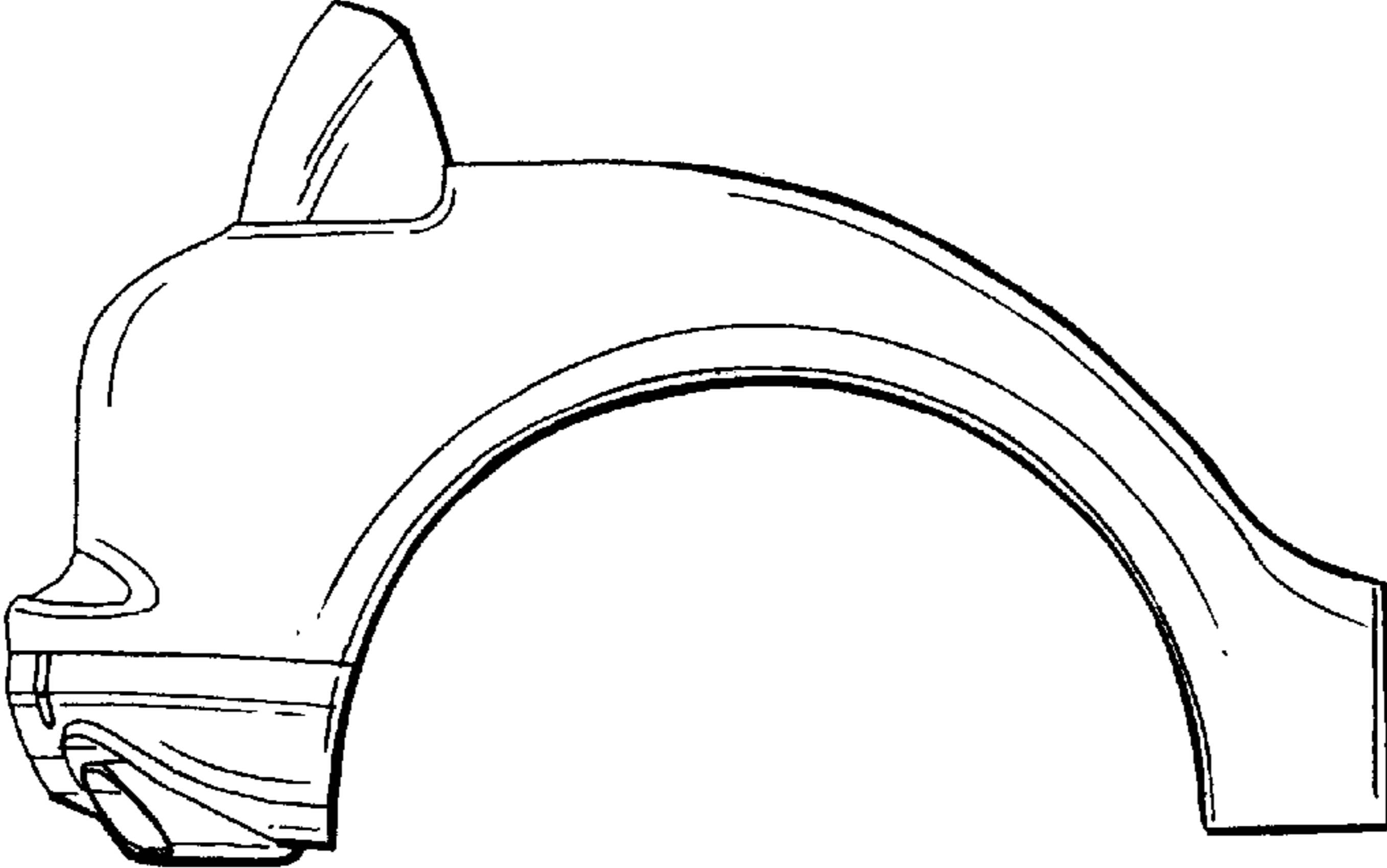


FIG. 4