



US00D517447S

(12) **United States Design Patent** (10) **Patent No.:** **US D517,447 S**
Thorsteinsson (45) **Date of Patent:** **** Mar. 21, 2006**

(54) **DECORATIVE ARTICLE**

(75) **Inventor:** **Sigurdur Thorsteinsson, Milan (IT)**
(73) **Assignee:** **3M Innovative Properties Company, St. Paul, MN (US)**
(**) **Term:** **14 Years**

(21) **Appl. No.:** **29/219,437**

(22) **Filed:** **Dec. 16, 2004**

(51) **LOC (8) Cl.** **11-02**

(52) **U.S. Cl.** **D11/158; D11/160; D9/620; D19/42; D21/576; D21/623; D21/640**

(58) **Field of Classification Search** **D21/576-661, D21/386, 388, 493; D1/102, 104, 107, 108, D1/109, 199; D3/271.3, 271.4; D4/101, 102, D4/125, 126; D7/506, 515, 517, 301, 302, D7/593, 594, 595, 599, 619.2, 625, 628, 636, D7/639; D9/601-632, 715, 719, 727, 729, D9/739, 501, 517, 548, 434, 441, 451, 455; D11/125, 127, 128, 130, 131, 157, 158, 160, D11/164; D19/36, 42, 54, 57, 66, 71, 75, D19/77, 82, 85, 94-97; D24/198, 199; D26/4, D26/7, 9, 10, 17, 18, 23, 38, 47, 57, 98, 99, D26/125, 126, 142, 147, 156; D27/149; D28/7, D28/18, 73, 76, 77, 84, 87; D99/38, 39; 446/69, 446/72-75, 97, 99, 100, 268, 320, 321, 390, 446/391, 475; 206/457; 428/7-9, 13, 15, 428/16, 542.2, 542; 401/48, 52, 88, 89, 98, 401/131, 195**

See application file for complete search history.

(56) **References Cited**

U.S. PATENT DOCUMENTS

D60,908 S 4/1922 Karpen
2,932,125 A * 4/1960 McAllister 446/376
D192,040 S 1/1962 Goldman et al.
D201,761 S 7/1965 Levy
3,264,160 A 8/1966 Donofrio

(Continued)

FOREIGN PATENT DOCUMENTS

DE 86 12 862 9/1986
EP 0 451 246 A1 10/1991
WO WO 99/42016 8/1999
WO WO 03/008296 A1 1/2003

OTHER PUBLICATIONS

Fig. 1—Glue stick with spaceship decoration, commercially available before Dec. 16, 2004 from Henkel, Germany.

Fig. 2—Glue stick with spaceperson decoration, commercially available before Dec. 16, 2004 from Henkel, Germany.

Fig. 2.1—Decorative glue stick of Fig. 2, with packaging removed.

Fig. 2.2—Decorative glue stick of Fig. 2.1, with decorative portion removed from glue stick.

Primary Examiner—Catherine Tuttle

(74) *Attorney, Agent, or Firm*—Trisha D. Adamson; Yen Tong Florczak

(57) **CLAIM**

The ornamental design for a decorative article, as shown and described.

DESCRIPTION

FIG. 1 is a perspective view of a decorative article according to the present invention;

FIG. 2 is a front view of the decorative article of FIG. 1;

FIG. 3 is a back view of the decorative article of FIG. 1;

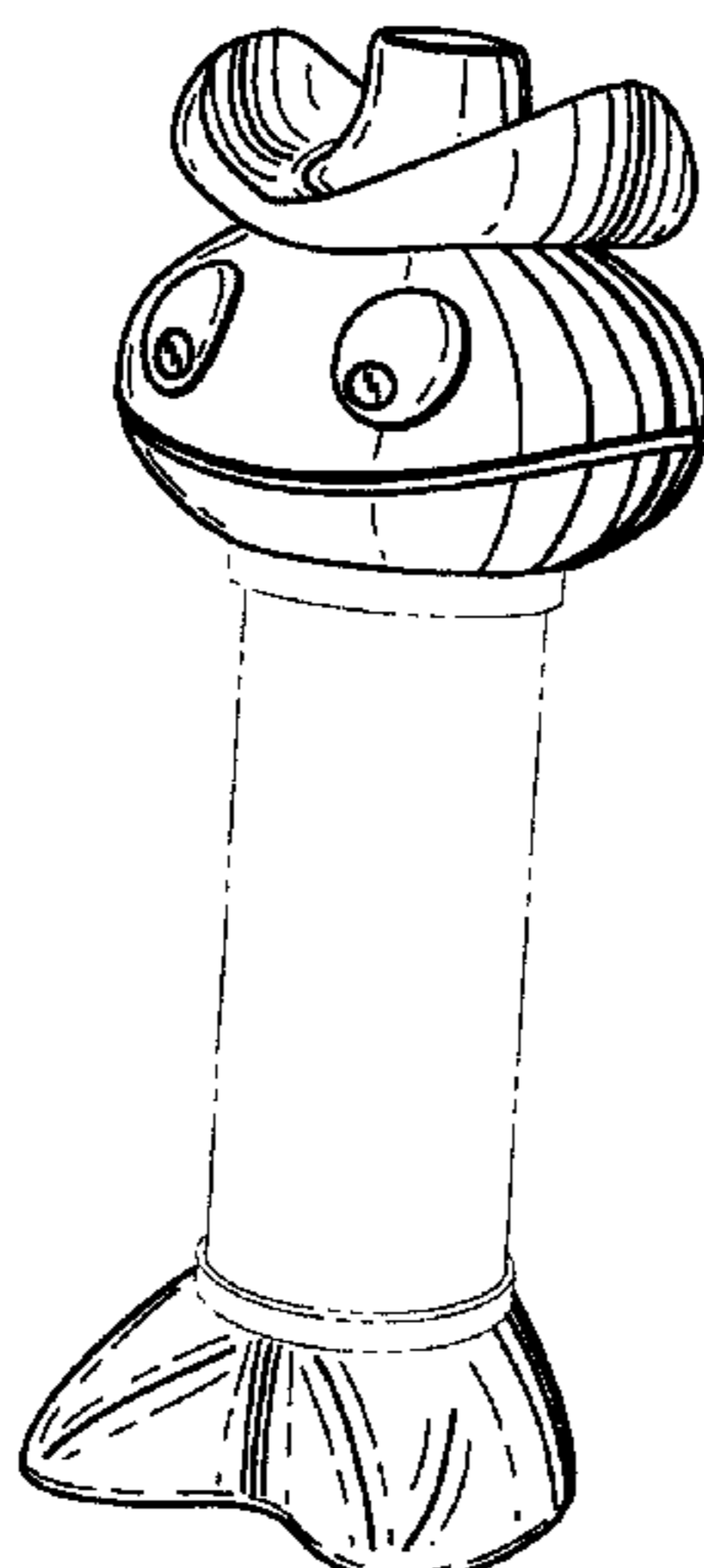
FIG. 4 is a right side view of the decorative article of FIG. 1, the left hand view being a mirror image thereof;

FIG. 5 is a top plan view of the decorative article of FIG. 1; and,

FIG. 6 is a bottom plan view of the decorative article of FIG. 1.

The structure depicted by means of broken lines in the figures has been shown for illustrative purposes only and forms no part of the claimed design.

1 Claim, 2 Drawing Sheets



US D517,447 S

Page 2

U.S. PATENT DOCUMENTS

D215,223 S	9/1969	Goldfarb	
D232,115 S	* 7/1974	Luzius et al.	D21/640
D239,636 S	* 4/1976	Knudsen et al.	D21/621
D240,844 S	8/1976	Satten	
D252,807 S	9/1979	Schnyderite et al.	
D253,484 S	11/1979	Saitoh	
D265,742 S	* 8/1982	Wilcox	D19/86
D271,404 S	11/1983	Chan	
4,468,146 A	8/1984	Tabachnik	
D276,899 S	* 12/1984	Deeley et al.	D11/158
4,671,514 A	6/1987	Wilson-Diehl	
D294,843 S	3/1988	Lund	
D324,087 S	2/1992	Crider	
D329,507 S	9/1992	Assmann	
D343,431 S	1/1994	Kane	
5,310,380 A	* 5/1994	Levy et al.	446/489
D366,673 S	* 1/1996	Harling-Berg	D21/623
5,675,859 A	10/1997	Barre	
D387,400 S	* 12/1997	Grasso	D21/605
D404,440 S	* 1/1999	Watanabe	D21/585
5,927,881 A	7/1999	Yang	
D422,653 S	* 4/2000	Hedberg et al.	D21/623
D424,135 S	5/2000	Hedberg et al.	
6,059,472 A	5/2000	Yeh	
D430,237 S	* 8/2000	Kwok	D21/578
D438,271 S	* 2/2001	Wall	D21/714
6,247,730 B1	6/2001	Henderson et al.	
6,332,727 B1	12/2001	Hsu	
D456,741 S	* 5/2002	Domenig	D11/160
D457,101 S	5/2002	Domenig	
D470,199 S	2/2003	Manville	
D470,886 S	* 2/2003	Sheng	D19/42
D500,819 S	1/2005	Aoki	
2004/0055920 A1	* 3/2004	Perez	206/457

* cited by examiner

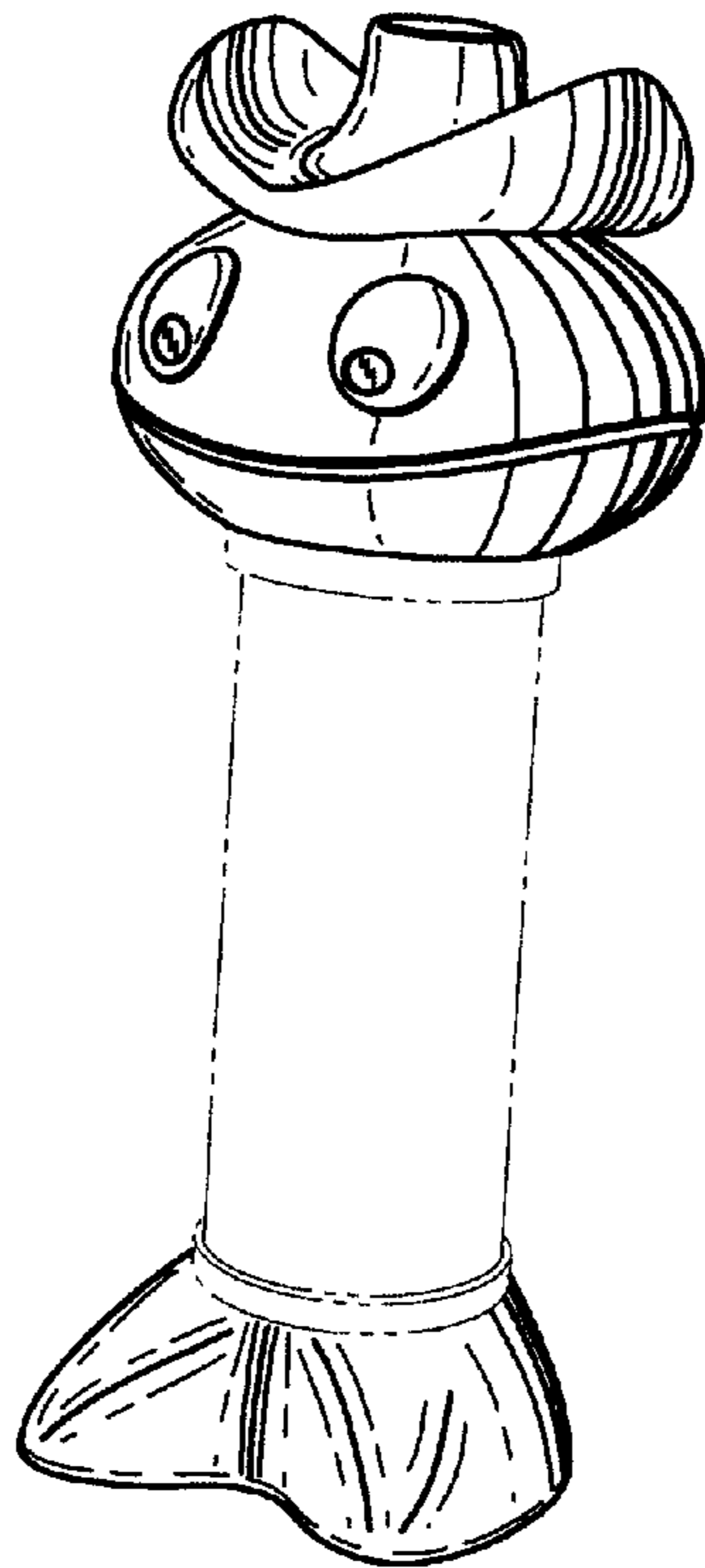


Fig. 1

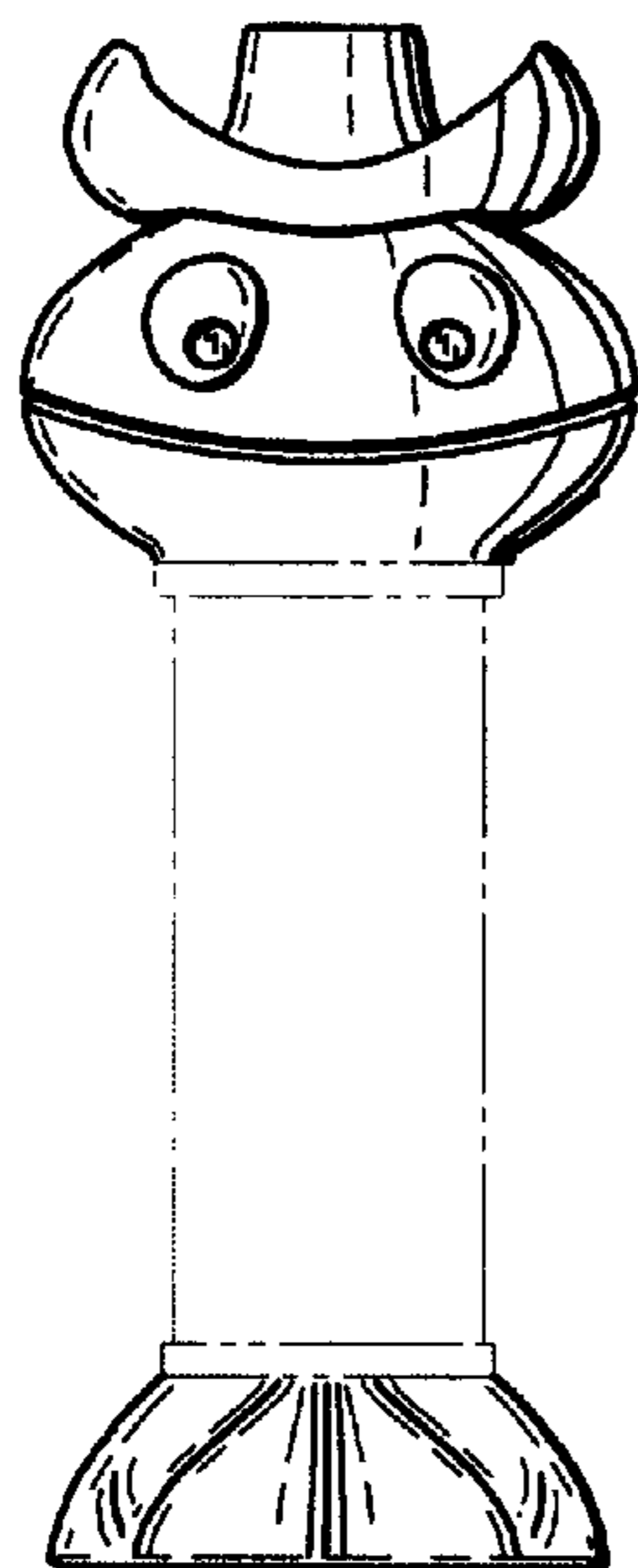


Fig. 2

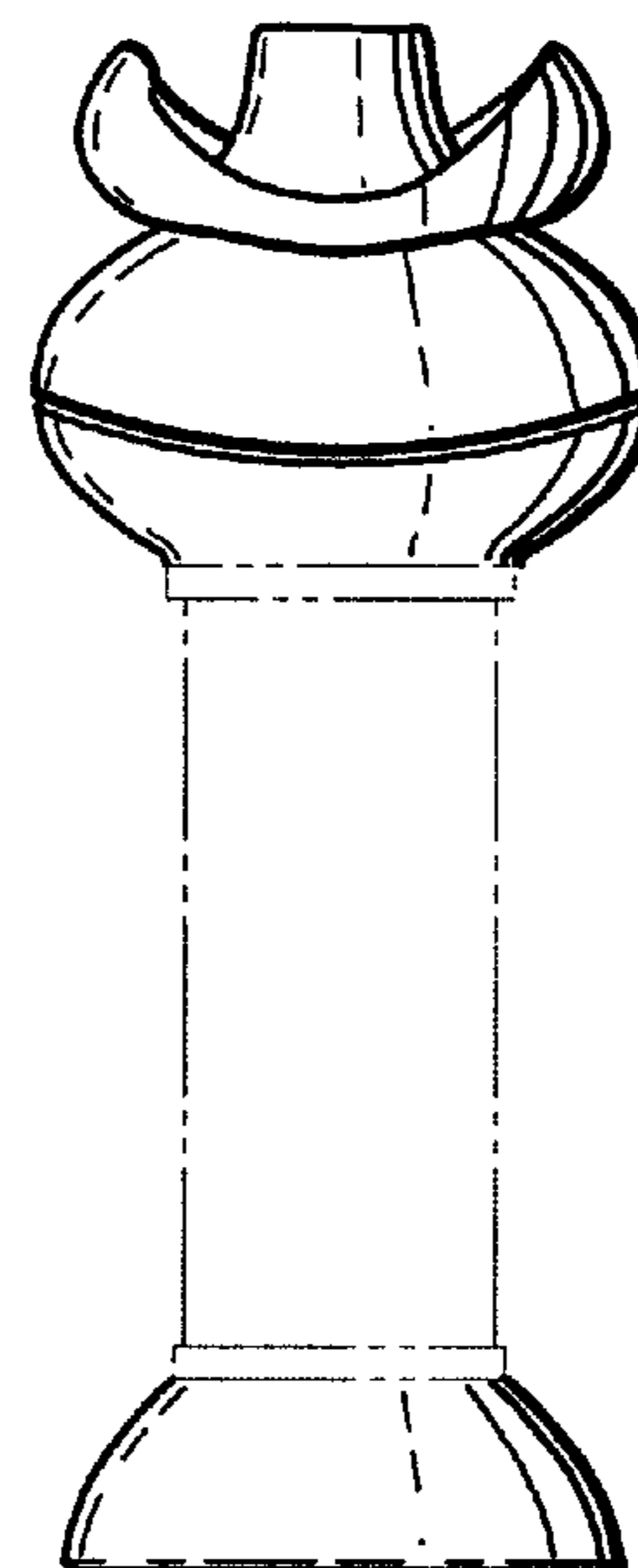


Fig. 3

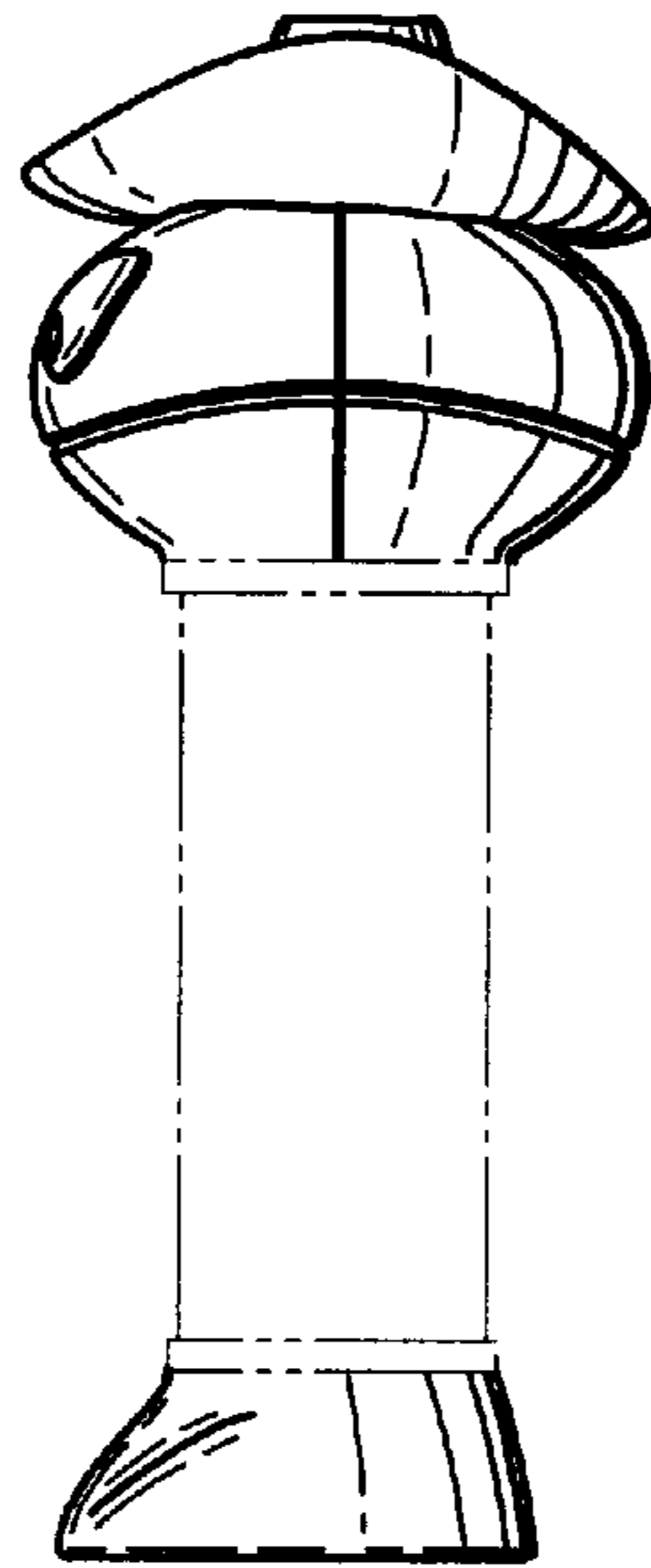


Fig. 4

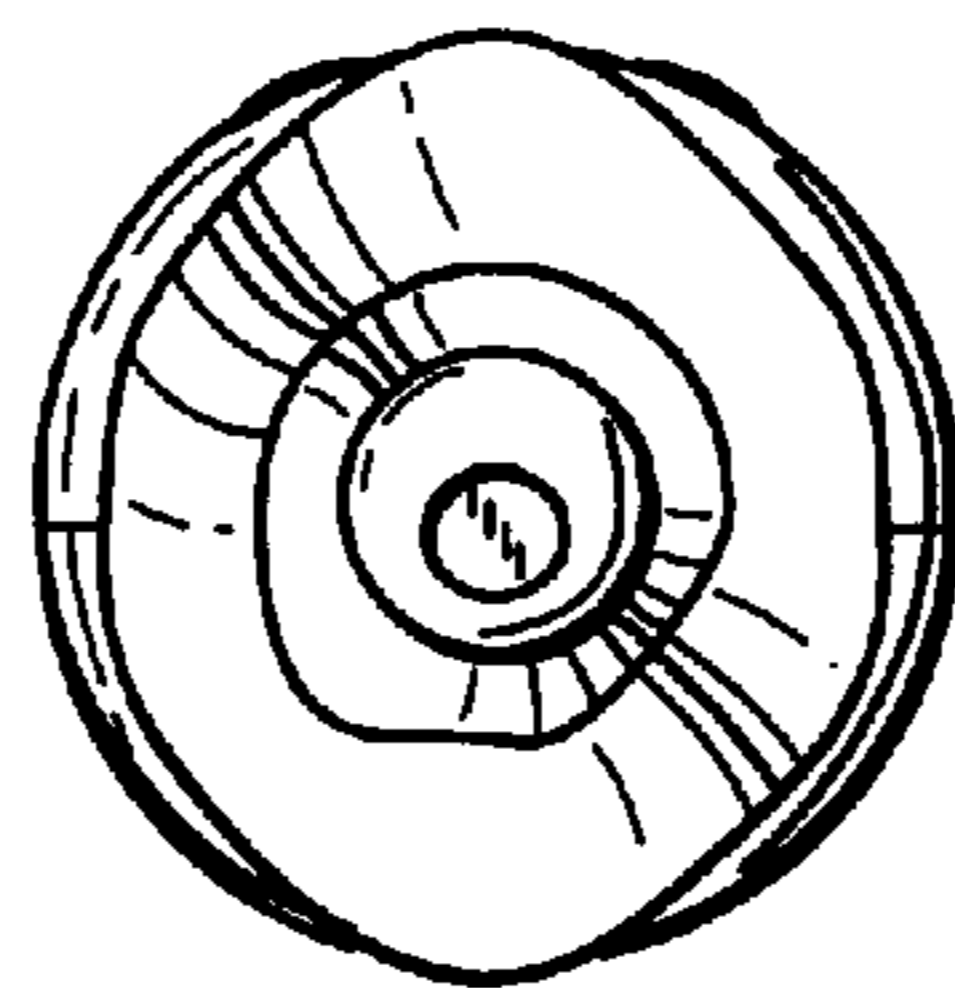


Fig. 5

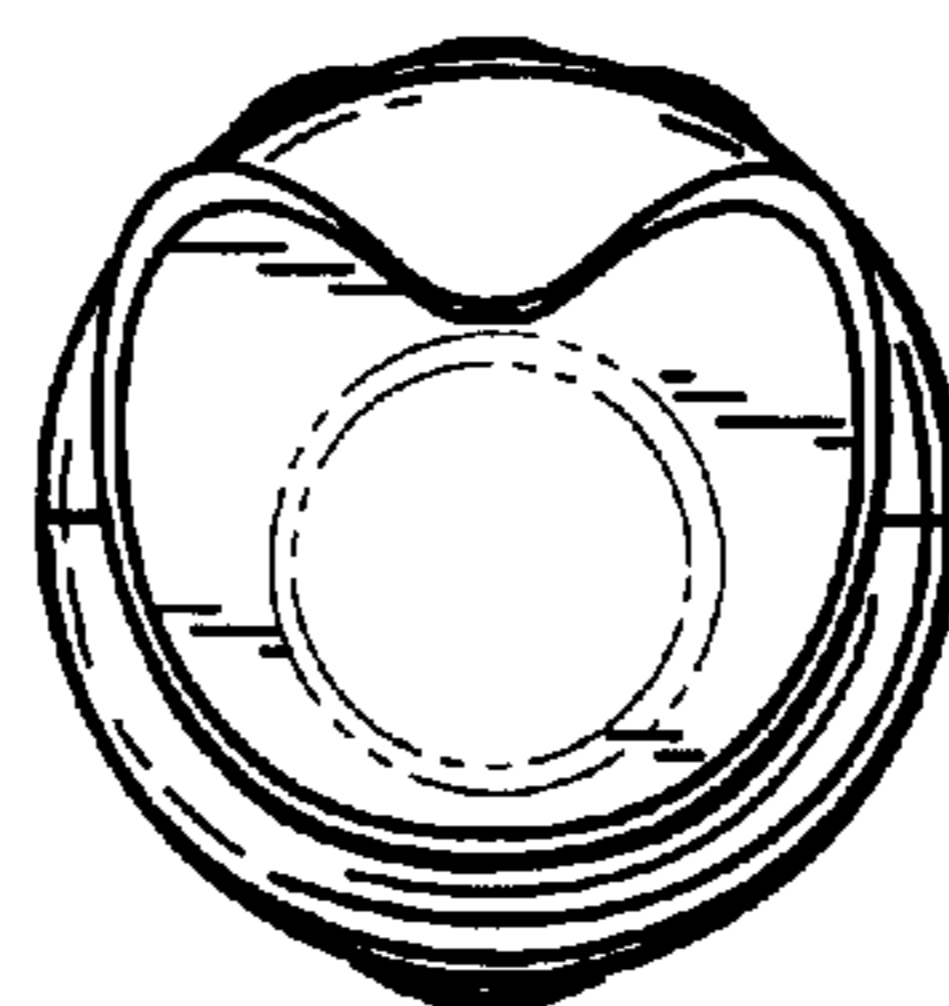


Fig. 6