

US00D517445S

(12) **United States Design Patent** (10) **Patent No.:** **US D517,445 S**
Benarrouch (45) **Date of Patent:** **** Mar. 21, 2006**

(54) **MEDAL**

(76) Inventor: **Jacques Benarrouch**, 20 rue Clément
Michut, F-69100 Villeurbanne (FR)

(**) Term: **14 Years**

(21) Appl. No.: **29/222,735**

(22) Filed: **Feb. 2, 2005**

(30) **Foreign Application Priority Data**

Nov. 10, 2004 (EP) 256326

(51) **LOC (8) Cl.** **11-03**

(52) **U.S. Cl.** **D11/96**

(58) **Field of Classification Search** D11/1-2,
D11/7, 40-44, 46-49, 53, 56-57, 59-61,
D11/63, 65, 79-83, 86-87, 89, 90, 99-101,
D11/106, 114-116, 200-201; 63/1.11, 18-20;
D3/207-211

See application file for complete search history.

(56) **References Cited**

U.S. PATENT DOCUMENTS

D66,529 S * 2/1925 Denney D11/79
D115,265 S * 6/1939 Itton D11/96
D233,993 S * 12/1974 Hicks D11/184
D246,607 S * 12/1977 Radisich D99/25
D251,717 S * 5/1979 Graves D11/103
D252,868 S * 9/1979 Cunningham D11/96
D258,544 S * 3/1981 Benedetto D99/27
D299,579 S * 1/1989 Jones D99/27
D455,672 S * 4/2002 Knezevich D11/96

D479,480 S * 9/2003 Dierkes D11/81

* cited by examiner

Primary Examiner—Ralf Seifert

(74) *Attorney, Agent, or Firm*—Polster, Lieder, Woodruff &
Lucchesi L.C.

(57) **CLAIM**

The ornamental design for a medal, as shown and described.

DESCRIPTION

FIG. 1 is a front view of a first embodiment of a medal or badge of the present invention, consisting of a set of intertwined symbols including a crescent moon, a cross, a five-pointed star, and a six-pointed star;


FIG. 2 is a rear view of the embodiment shown in FIG. 1; FIG. 3 is a left side view of the embodiment shown in FIG. 1, the right side view is substantially similar and not shown; FIG. 4 is a top view of the embodiment shown in FIG. 1, the bottom view is substantially similar and not shown;

FIG. 5 is a front view of a second embodiment of a medal or badge of the present invention, consisting of a set of intertwined symbols including a crescent moon, a cross, a five-pointed star, and a six-pointed star;

FIG. 6 is a rear view of the embodiment shown in FIG. 5; FIG. 7 is a left side view of the embodiment shown in FIG. 5, the right side view is substantially similar and not shown; and,

FIG. 8 is a top view of the embodiment shown in FIG. 5, the bottom view is substantially similar and not shown.

1 Claim, 1 Drawing Sheet






FIG. 1




FIG. 2



FIG. 3



FIG. 4




FIG. 5




FIG. 6



FIG. 7



FIG. 8