



US00D517418S

(12) **United States Design Patent**
Meyer

(10) **Patent No.: US D517,418 S**

(45) **Date of Patent: ** *Mar. 21, 2006**

(54) **PACKAGE**

(75) Inventor: **Andreas Meyer**, Duesseldorf (DE)

(73) Assignee: **Henkel Kommanditgesellschaft auf Aktien**, Duesseldorf (DE)

(*) Notice: This patent is subject to a terminal disclaimer.

(**) Term: **14 Years**

(21) Appl. No.: **29/195,570**

(22) Filed: **Dec. 11, 2003**

Related U.S. Application Data

(62) Division of application No. 29/154,218, filed on Jan. 18, 2002, now Pat. No. Des. 487,225.

(30) **Foreign Application Priority Data**

Jul. 19, 2002 (DE) 401 06 628

(51) **LOC (8) Cl.** **09-01**

(52) **U.S. Cl.** **D9/614; D9/623; D21/637**

(58) **Field of Classification Search** D21/637;
D9/307, 310, 311, 314, 316, 332, 338, 500,
D9/503, 504, 509, 513; 206/457, 527; 215/400;
220/906-907

See application file for complete search history.

(56) **References Cited**

U.S. PATENT DOCUMENTS

D257,590 S	*	12/1980	Jackson	D21/637
D305,865 S	*	2/1990	Zutler	D9/311
D314,340 S	*	2/1991	Waugh	D9/311
D353,323 S	*	12/1994	Meng	D9/311
D407,634 S	*	4/1999	Hobson	D9/311

* cited by examiner

Primary Examiner—Sandra L. Morris

(74) *Attorney, Agent, or Firm*—Stephen D. Harper; Glenn E. J. Murphy

(57) **CLAIM**

The design for a package, as shown and described.

DESCRIPTION

FIG. 1 is a top right perspective view of a package, according to the new design;

FIG. 2 is a front elevation view thereof;

FIG. 3 is a back elevation view thereof;

FIG. 4 is a left elevation view thereof;

FIG. 5 is a right elevation view thereof;

FIG. 6 is a top plan view thereof; and,

FIG. 7 is a bottom plan view thereof.

1 Claim, 4 Drawing Sheets






FIG 1



FIG 3

FIG 2







FIG 5

FIG 4






FIG 7

FIG 6

