



US00D517409S

(12) **United States Design Patent**
Steidle

(10) **Patent No.:** **US D517,409 S**
(45) **Date of Patent:** **** Mar. 21, 2006**

- (54) **HANG TABS FOR FOOTWEAR**
- (75) Inventor: **William Steidle**, New York, NY (US)
- (73) Assignee: **Wiesner Products, Inc.**, New York, NY (US)
- (**) Term: **14 Years**
- (21) Appl. No.: **29/197,824**
- (22) Filed: **Jan. 21, 2004**
- (51) **LOC (8) Cl.** **09-07**
- (52) **U.S. Cl.** **D9/457**
- (58) **Field of Classification Search** D9/499,
D9/457, 456, 455, 434, 433, 432, 415, 414;
D6/513, 315; D20/43, 42, 40, 27, 22; 426/115;
229/942, 906, 902, 115, 103, 101; 206/551,
206/538, 539, 534, 528-532, 469, 468; 223/87
See application file for complete search history.

- D412,278 S * 7/1999 Josephs D9/415
- D412,437 S * 8/1999 Josephs D9/415
- D451,016 S * 11/2001 Dittmar D9/415
- D461,128 S * 8/2002 Kardush D9/457
- D461,409 S * 8/2002 Kardush D9/457

* cited by examiner

Primary Examiner—Robert M. Spear
Assistant Examiner—Susan Bennett Hattan
(74) *Attorney, Agent, or Firm*—Ezra Sutton, Esq.

(57) **CLAIM**

The ornamental design for hang tabs for footwear, as shown and described.

DESCRIPTION

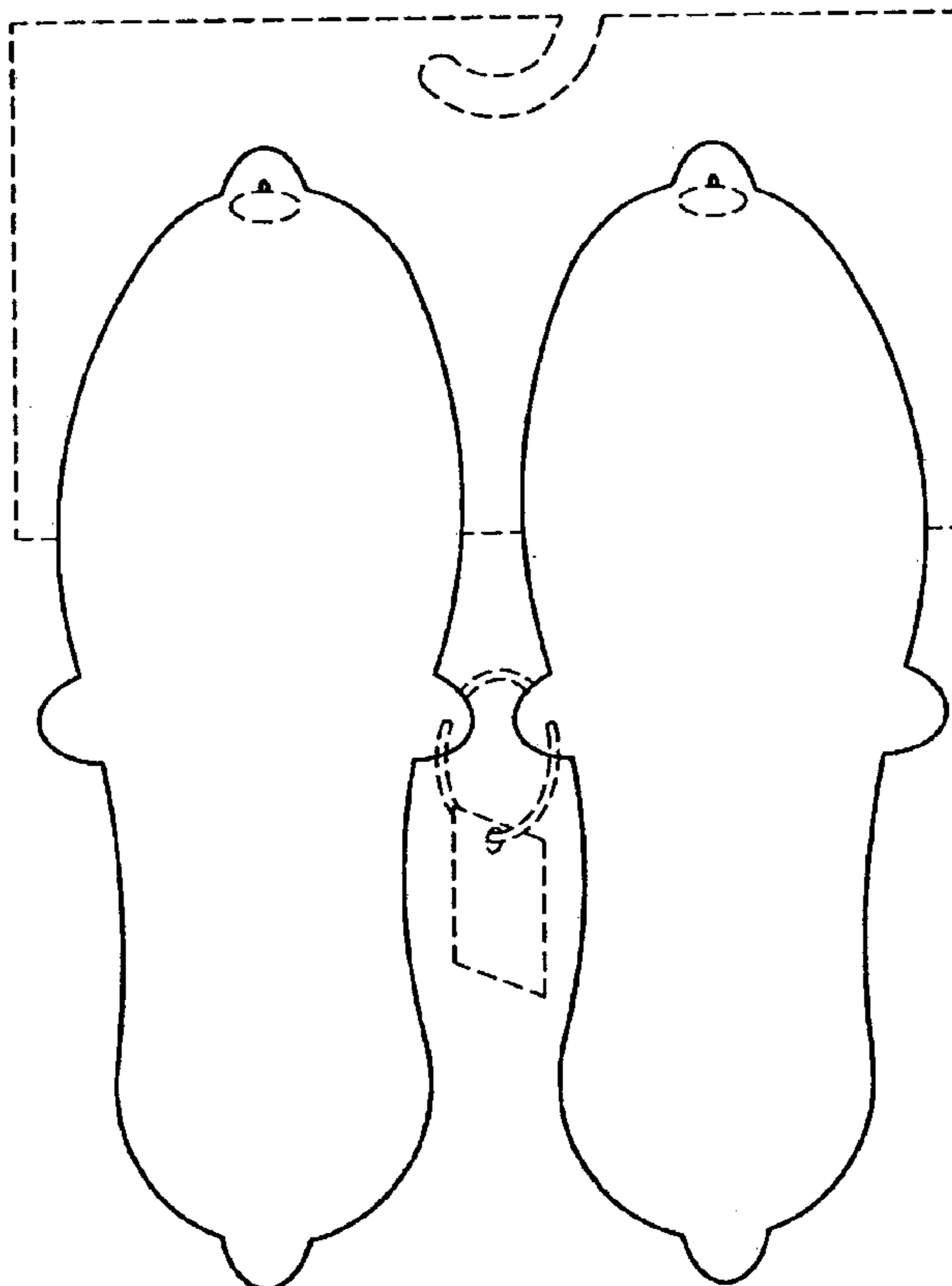
FIG. 1 is a perspective view of hang tabs for footwear in a hanging configuration embodying my new design with the display card in dotted lines;
FIG. 2 is a perspective view of the hang tabs for footwear with the display card in dotted lines;
FIG. 3 is a rear plan view of the hang tabs for footwear showing a second embodiment of my new design; and,
FIG. 4 is a rear plan view of the hang tabs for footwear showing a third embodiment of my new design.
The broken lines in the drawings are for illustrative purposes only and form no part of the claimed design.

(56) **References Cited**

U.S. PATENT DOCUMENTS

- D338,046 S * 8/1993 Fisscher D9/433
- 5,381,905 A * 1/1995 Mallmamm et al. 206/551
- D400,432 S * 11/1998 Josephs D9/415
- D412,111 S * 7/1999 Josephs D9/415
- D412,112 S * 7/1999 Josephs D9/415
- D412,113 S * 7/1999 Josephs D9/415

1 Claim, 4 Drawing Sheets



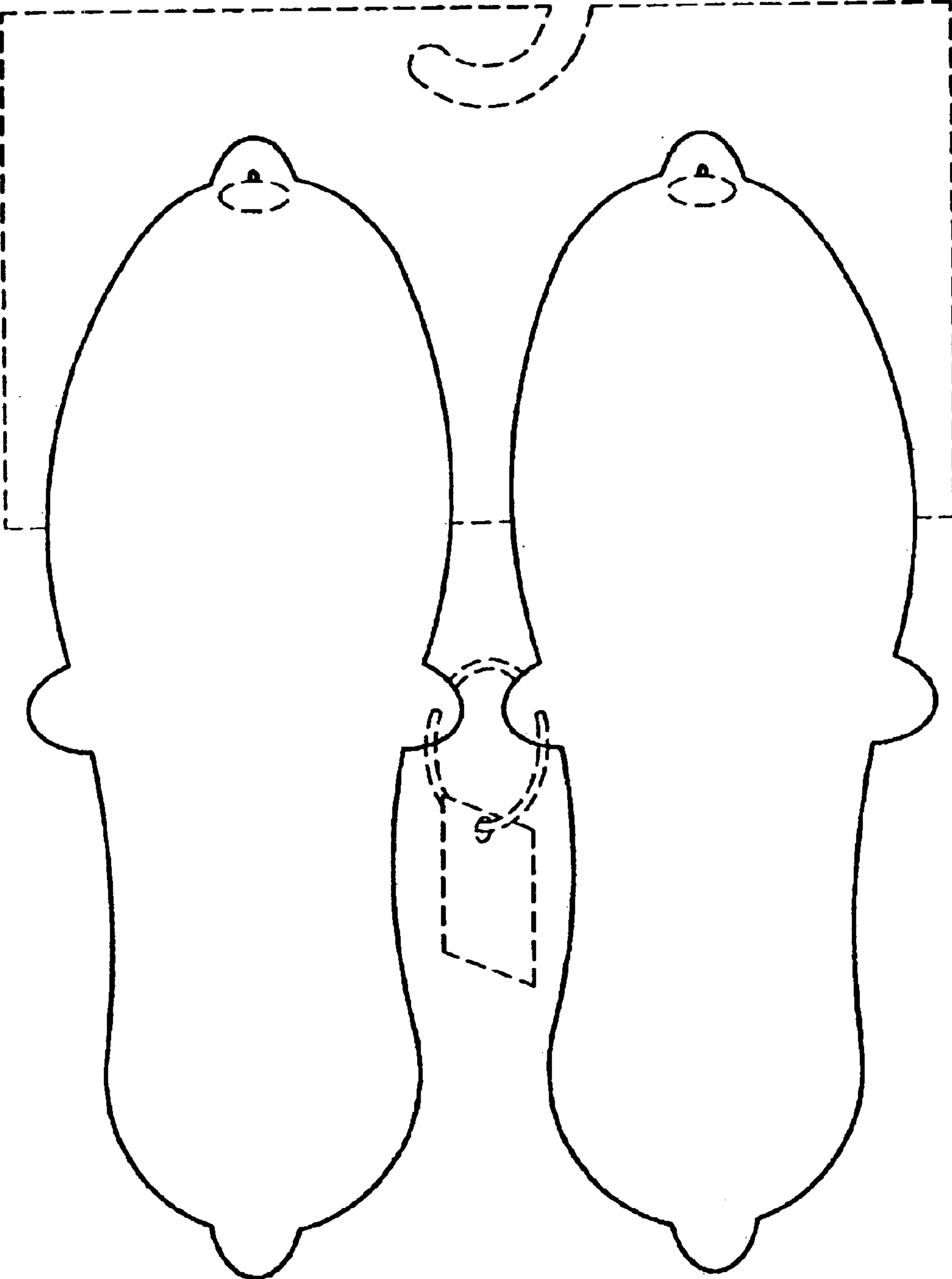


FIG. 1

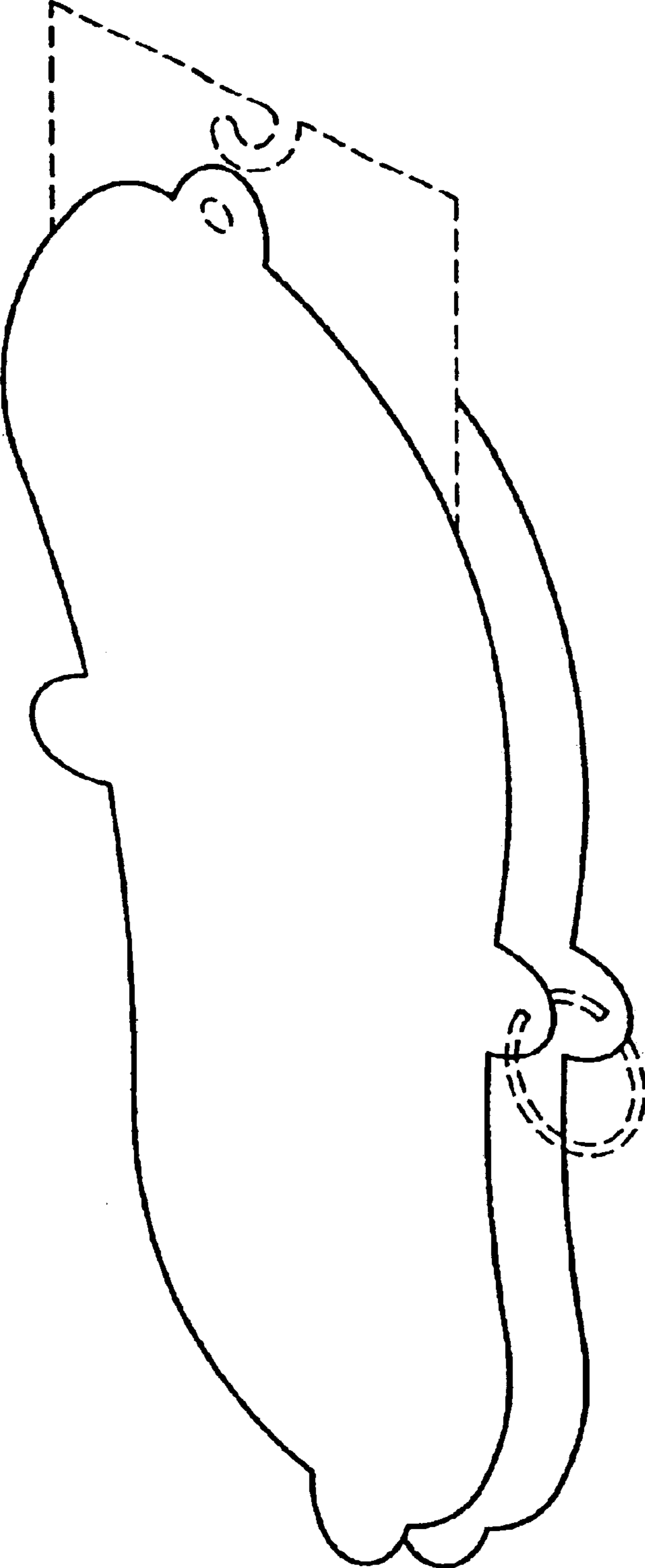


FIG. 2

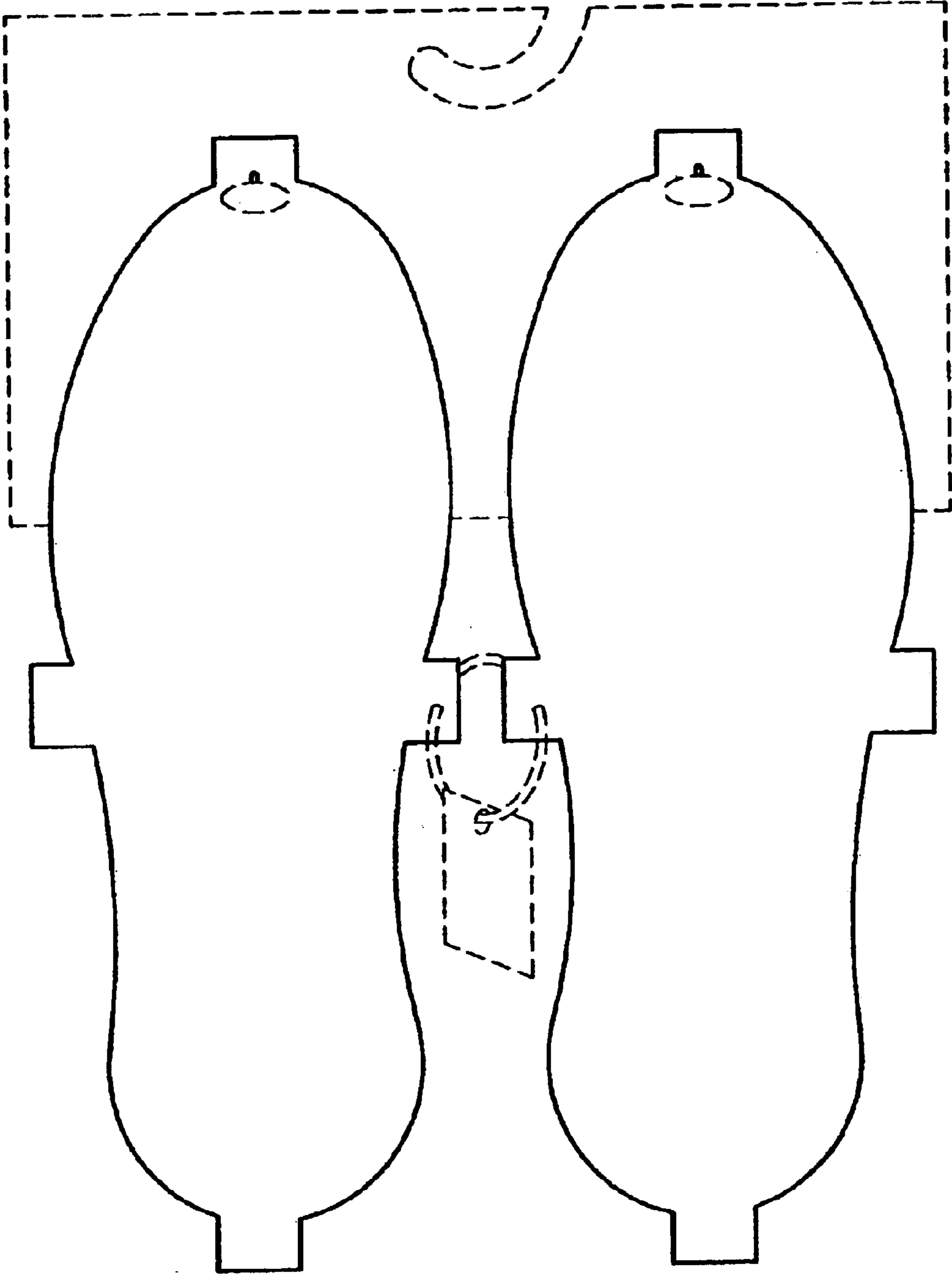


FIG. 3

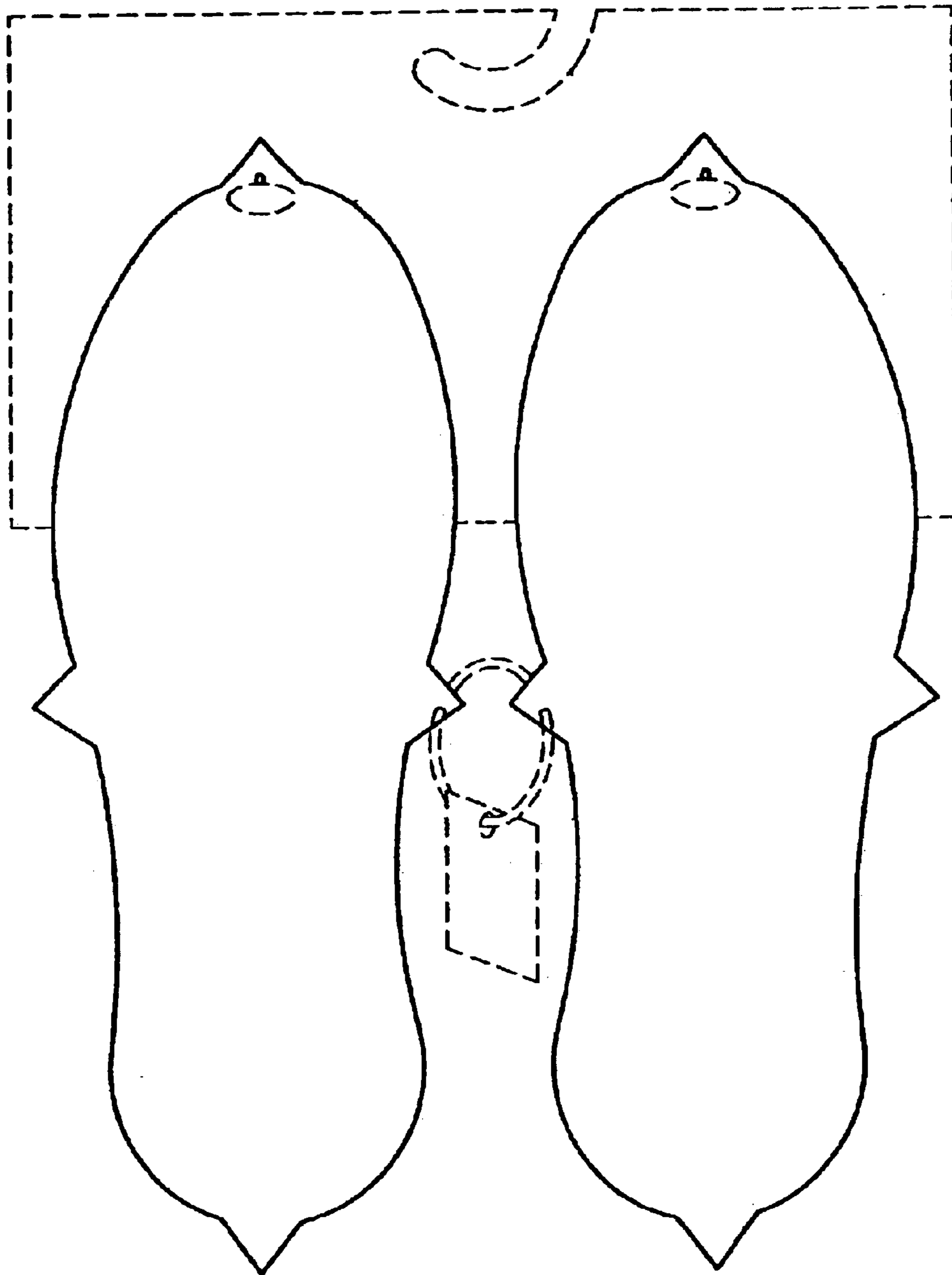


FIG. 4