



US00D517407S

(12) **United States Design Patent**
Floyd et al.

(10) **Patent No.:** **US D517,407 S**
(45) **Date of Patent:** **** Mar. 21, 2006**

(54) **CAP**
(75) **Inventors:** **Brian Lee Floyd**, Cincinnati, OH (US);
Shane Edwin Meeker, South Lebanon,
OH (US); **Michael Sauer**, Forest Park,
IL (US); **Karl Bakker**, Chicago, IL
(US); **Philip Hague**, Chicago, IL (US);
Jason Campbell, Chicago, IL (US)

D141,762 S 7/1945 Graham
D142,991 S 11/1945 Derham
D251,827 S * 5/1979 Commisso D9/435
D276,087 S * 10/1984 Kotyuk, Jr. D9/552
D322,935 S * 1/1992 Schmidt D9/435
D324,331 S 3/1992 Schmidt
D376,317 S 12/1996 Weiss
D424,937 S 5/2000 Tucker
D448,994 S 10/2001 Siebert et al.

(73) **Assignee:** **The Procter & Gamble Company**,
Cincinnati, OH (US)

* cited by examiner

(**) **Term:** **14 Years**

Primary Examiner—Robert M. Spear
Assistant Examiner—Susan Bennett Hattan

(21) **Appl. No.:** **29/232,128**

(74) *Attorney, Agent, or Firm*—Mark A. Charles; Steven W.
Miller; Kim W. Zerby

(22) **Filed:** **Jun. 15, 2005**

Related U.S. Application Data

(62) Division of application No. 29/215,028, filed on Oct. 13,
2004.

(51) **LOC (8) Cl.** **09-07**

(52) **U.S. Cl.** **D9/435**

(58) **Field of Classification Search** D9/719,
D9/529, 504, 503, 500, 454, 449, 447, 445,
D9/444, 440, 435, 434, 552; D7/900, 608,
D7/538, 511, 392.1, 317, 313, 312; 220/915,
220/726; 215/228

See application file for complete search history.

(56) **References Cited**

U.S. PATENT DOCUMENTS

D79,760 S * 10/1929 Rebel D9/529

(57) **CLAIM**

The ornamental design for a cap, as shown and described.

DESCRIPTION

FIG. 1 is a perspective view of a cap embodying our new
design;

FIG. 2 is a left view of the cap;


FIG. 3 is a right view of the cap;

FIG. 4 is a top view of the cap;

FIG. 5 is a front view of the cap; and,

FIG. 6 is a back view of the cap.

1 Claim, 2 Drawing Sheets






Fig. 1

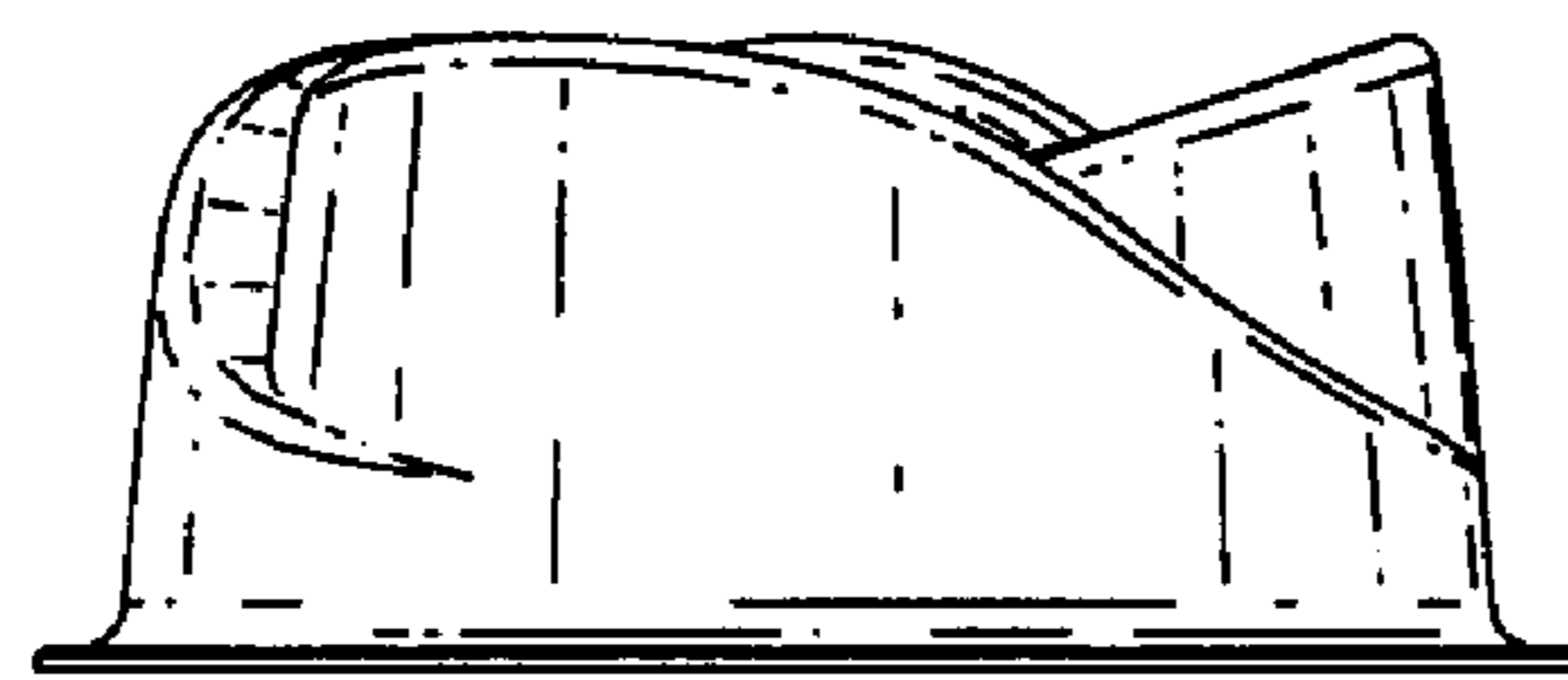


Fig. 2

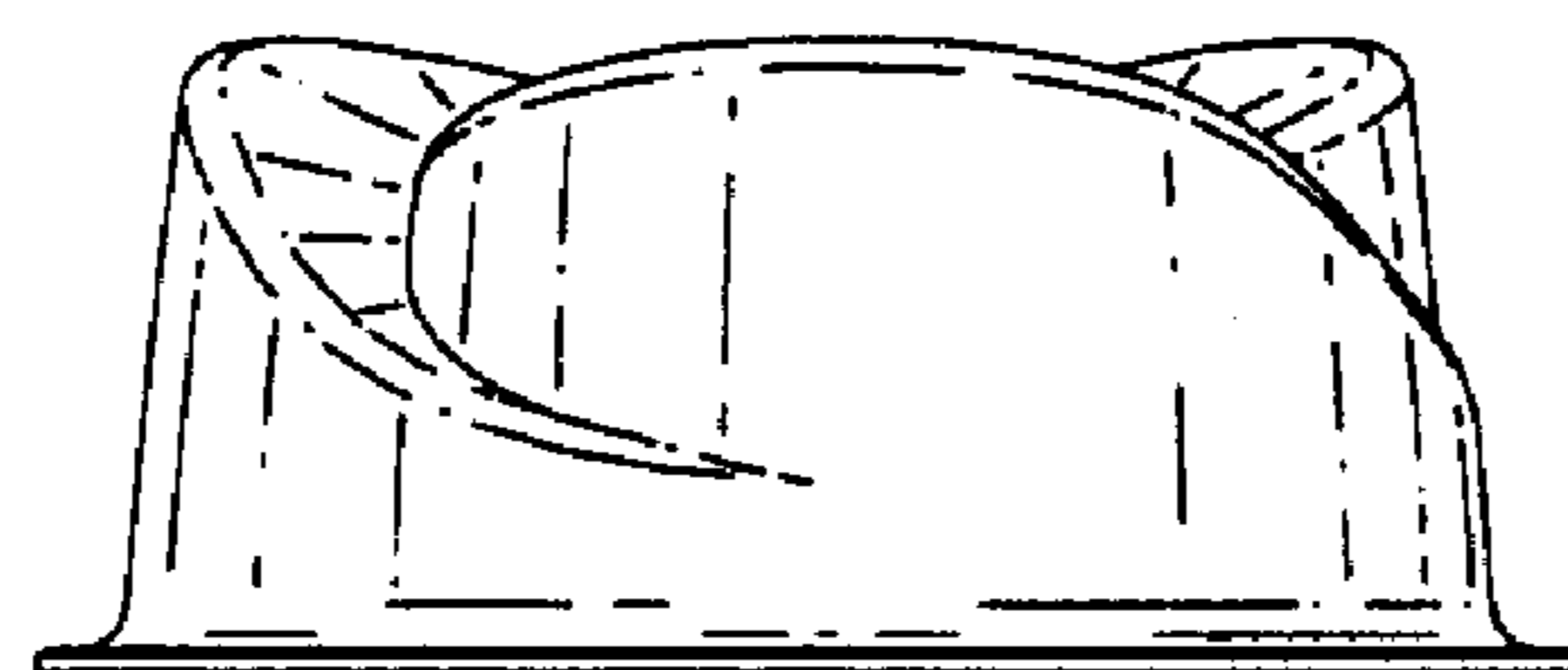


Fig. 3

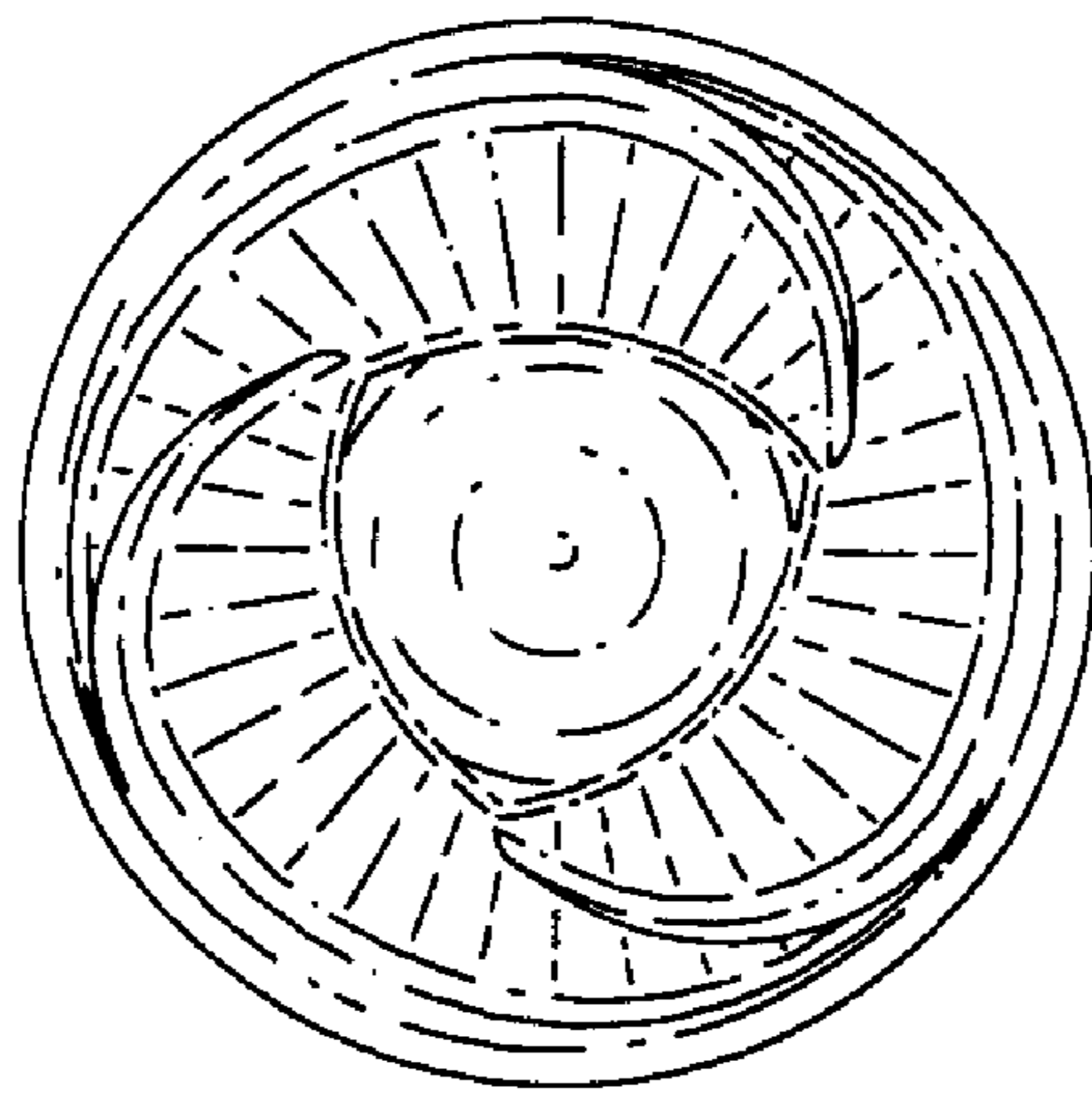


Fig. 4

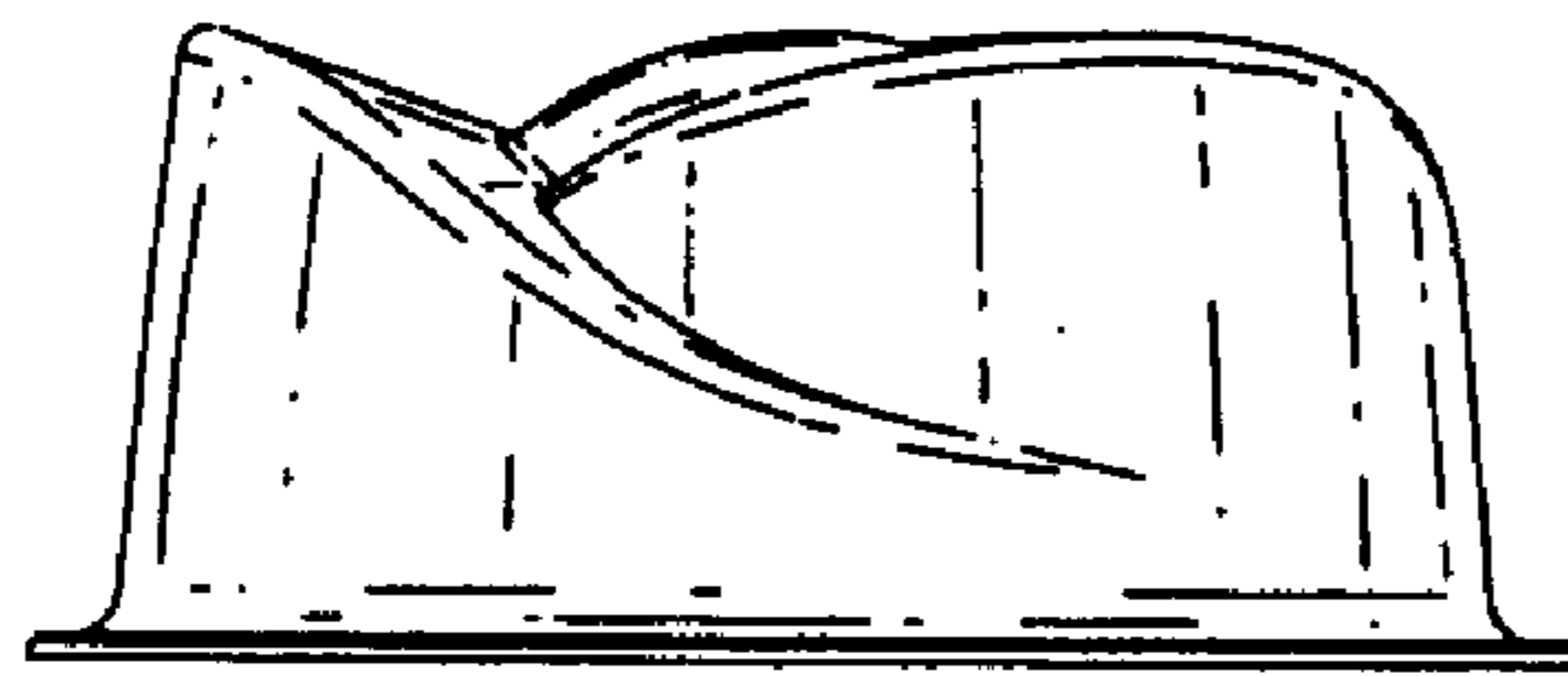


Fig. 5

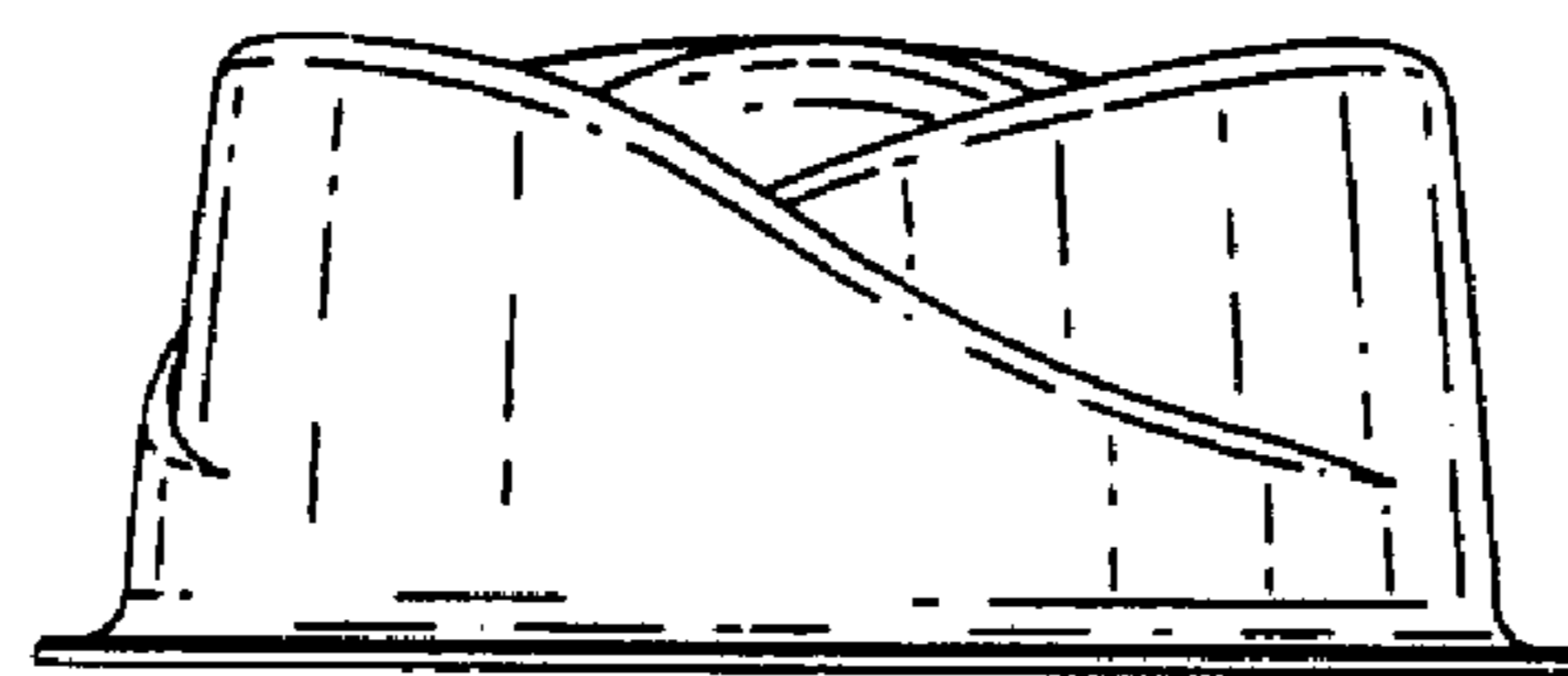


Fig. 6