



US00D517404S

(12) **United States Design Patent** (10) **Patent No.:** **US D517,404 S**  
**Schluter** (45) **Date of Patent:** **\*\* Mar. 21, 2006**

(54) **ANTI-TAMPER FASTENER**

(76) Inventor: **Robert Schluter**, 240 Tide Ave.,  
Tavernier, FL (US) 33070

(\*\*) Term: **14 Years**

(21) Appl. No.: **29/201,782**

(22) Filed: **Mar. 19, 2004**

(51) **LOC (8) Cl.** ..... **08-08**

(52) **U.S. Cl.** ..... **D8/387**

(58) **Field of Classification Search** ..... D8/387;  
411/403, 405, 378

See application file for complete search history.

(56) **References Cited**

**U.S. PATENT DOCUMENTS**

2,169,460	A	8/1939	Broughton	
2,851,295	A	9/1958	Chaffee	
3,498,173	A	* 3/1970	Wright	411/403
4,242,932	A	1/1981	Barmore	
4,266,453	A	5/1981	Farley	
4,890,521	A	1/1990	Bien	
4,924,736	A	5/1990	Bonner	
5,168,782	A	12/1992	Cromwell	
D345,145	S	3/1994	Fogg et al.	
5,291,811	A	3/1994	Goss	
5,378,101	A	1/1995	Olson et al.	
5,461,952	A	10/1995	Goss	
D363,878	S	* 11/1995	Hayabusa	D8/387
5,485,769	A	1/1996	Olson et al.	
5,595,099	A	1/1997	Pusateri	
D415,676	S	* 10/1999	Negishi et al.	D8/387
D422,202	S	* 4/2000	Maki	D8/387
6,186,718	B1	2/2001	Fogard	
6,302,632	B1	10/2001	Lin	
D464,254	S	* 10/2002	Monson	D8/387
6,601,476	B1	8/2003	Hu	
D506,922	S	* 7/2005	Simon	D8/387

**FOREIGN PATENT DOCUMENTS**

EP	0 330 349	B1	2/1989
EP	0 570 040	A1	11/1993

**OTHER PUBLICATIONS**

Camcar Textron Torx plus—Tamper Resistant Torx Plus with Autosert® Feature Head Standards—p. NIH-30.3—dated Oct. 1999, 1 page.

Camcar Textron Torx plus—Internal Tamper Resistant Screwdriver (Sheet 2)—p. No. NID-605—dated Feb. 13, 2002, 1 page.

Camcar Textron Torx plus—Tamper Resistant Key (Sheet 2)—p. NID-603—dated Feb. 13, 2002, 1 page.

Camcar Textron Torx plus—Internal Tamper Resistant Torx Plus Drive Bit (Sheet 2)—p. NID-602—dated Feb. 13, 2002, 1 page.

Camcar Textron Torx plus—Internal Tamper Resistant Torx Plus Drive Bit Sheet 1)—p. NID-602—dated May 24, 2002, 1 page.

Camcar Textron Torx plus—Tamper Resistant Torx Plus with Autosert® Feature Head Standards—p. NIH-30.3—dated Oct. 1999, 1 page.

Camcar Textron Torx plus—Tamper Resistant Head Standards (Sheet 2 of 2)—p. NIH-30.2—dated Sep. 19, 2002, 1 page.

\* cited by examiner

*Primary Examiner*—Holly H. Baynham  
(74) *Attorney, Agent, or Firm*—Drinker Biddle & Reath LLP

(57) **CLAIM**

The ornamental design for an anti-tamper fastener, as shown and described.

**DESCRIPTION**

FIG. 1 is an isometric view of an anti-tamper fastener showing my new design.

FIG. 2 is a front elevation view of the anti-tamper fastener shown in FIG. 1, the rear, right and left side elevation views being identical.

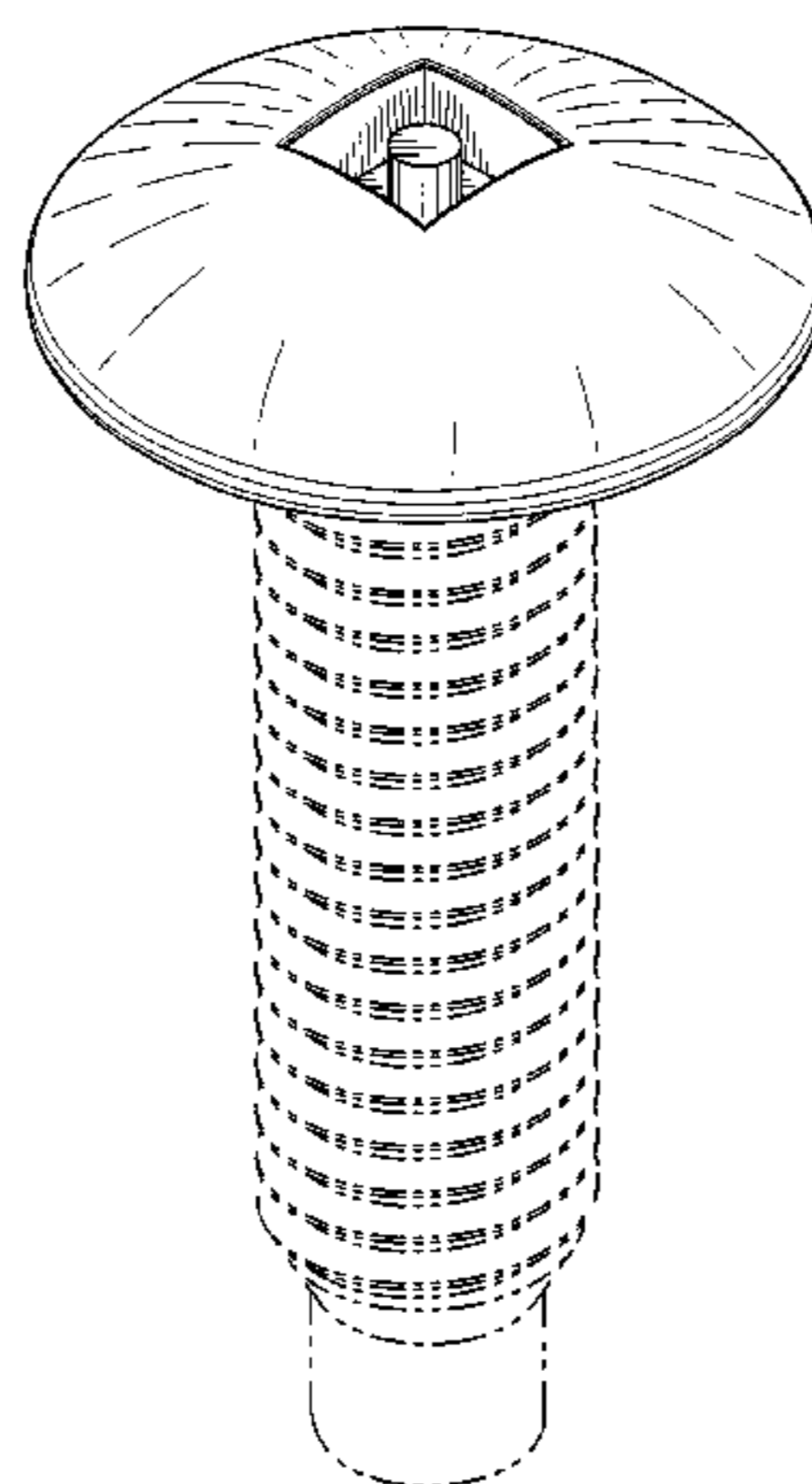
FIG. 3 is a top end view of the anti-tamper fastener shown in FIG. 1.

FIG. 4 is a bottom end view of the anti-tamper fastener shown in FIG. 1; and,

FIG. 5 is a partial cross sectional front elevation view of the anti-tamper fastener taken along line 5—5 of FIG. 3.

The portions of the drawings appearing in broken line are for environment only and do not form a part of the design.

**1 Claim, 3 Drawing Sheets**



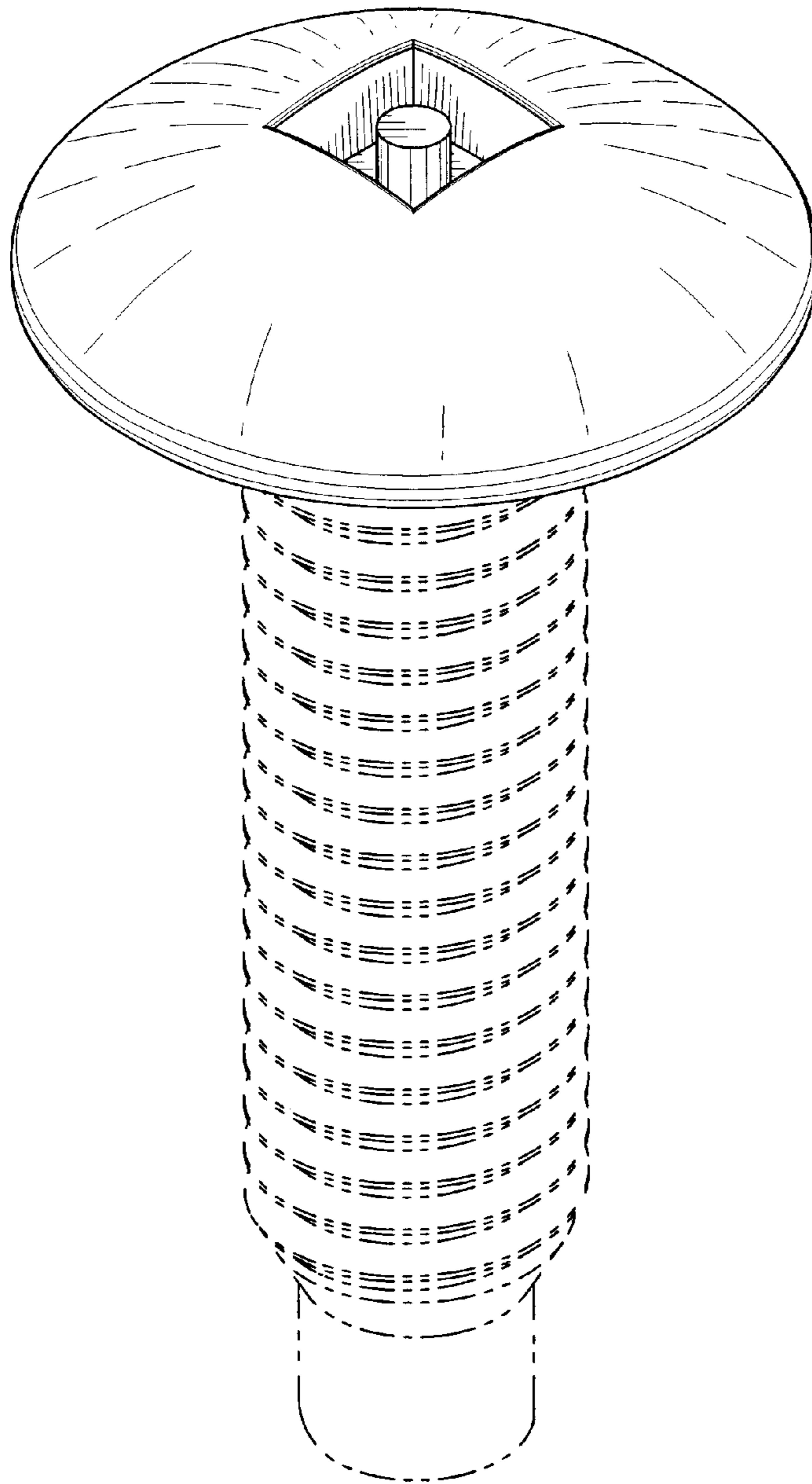


FIG. 1

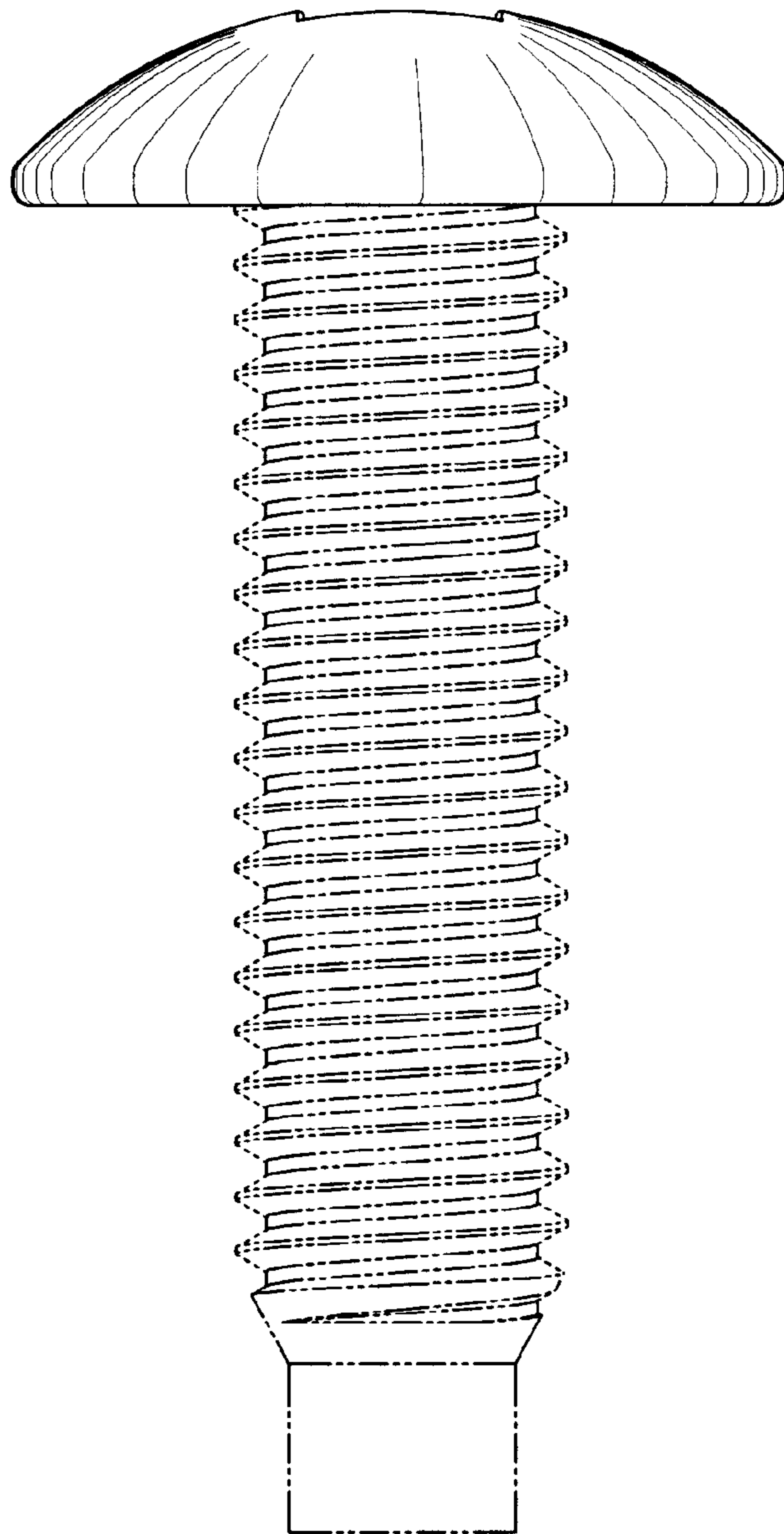
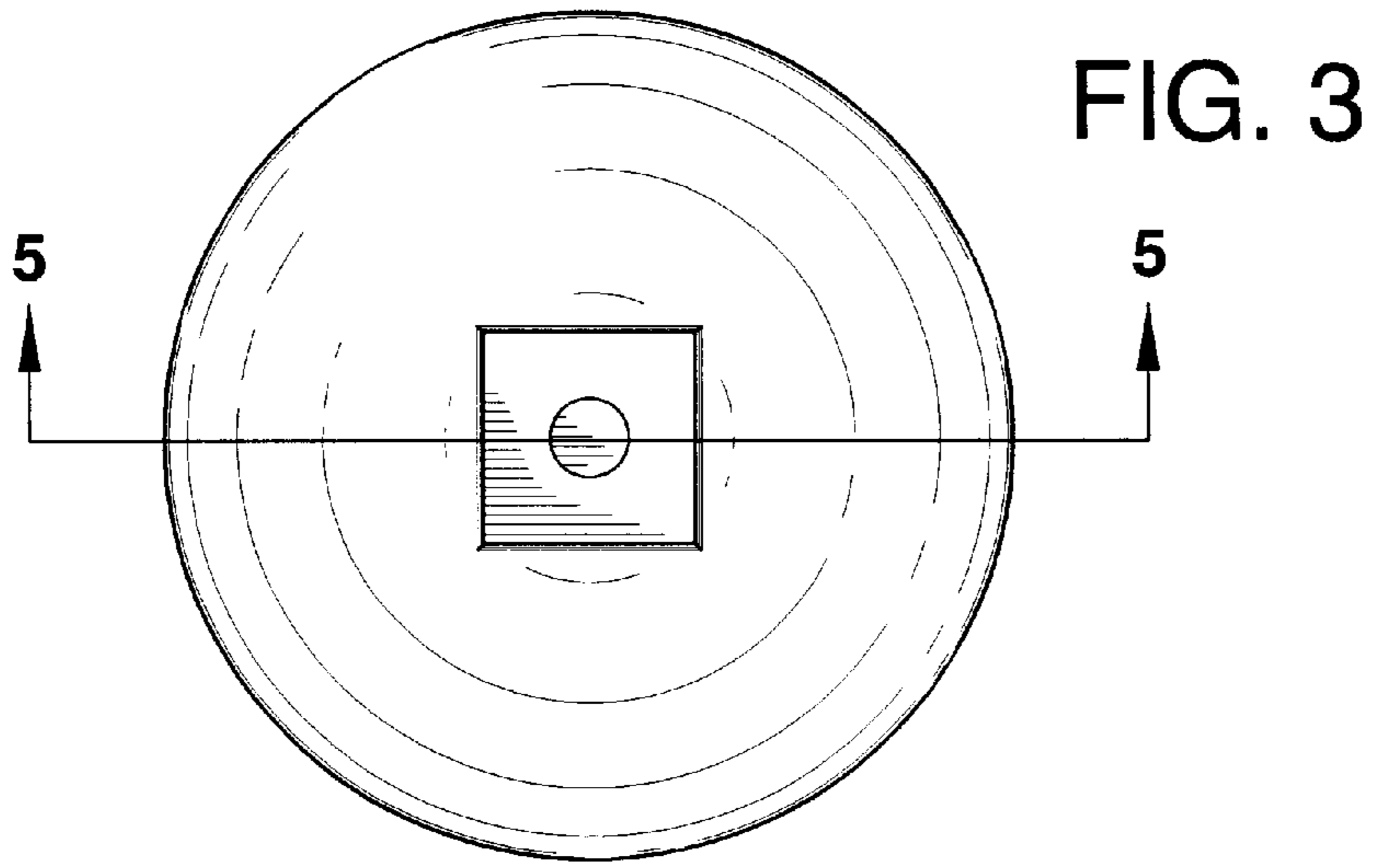
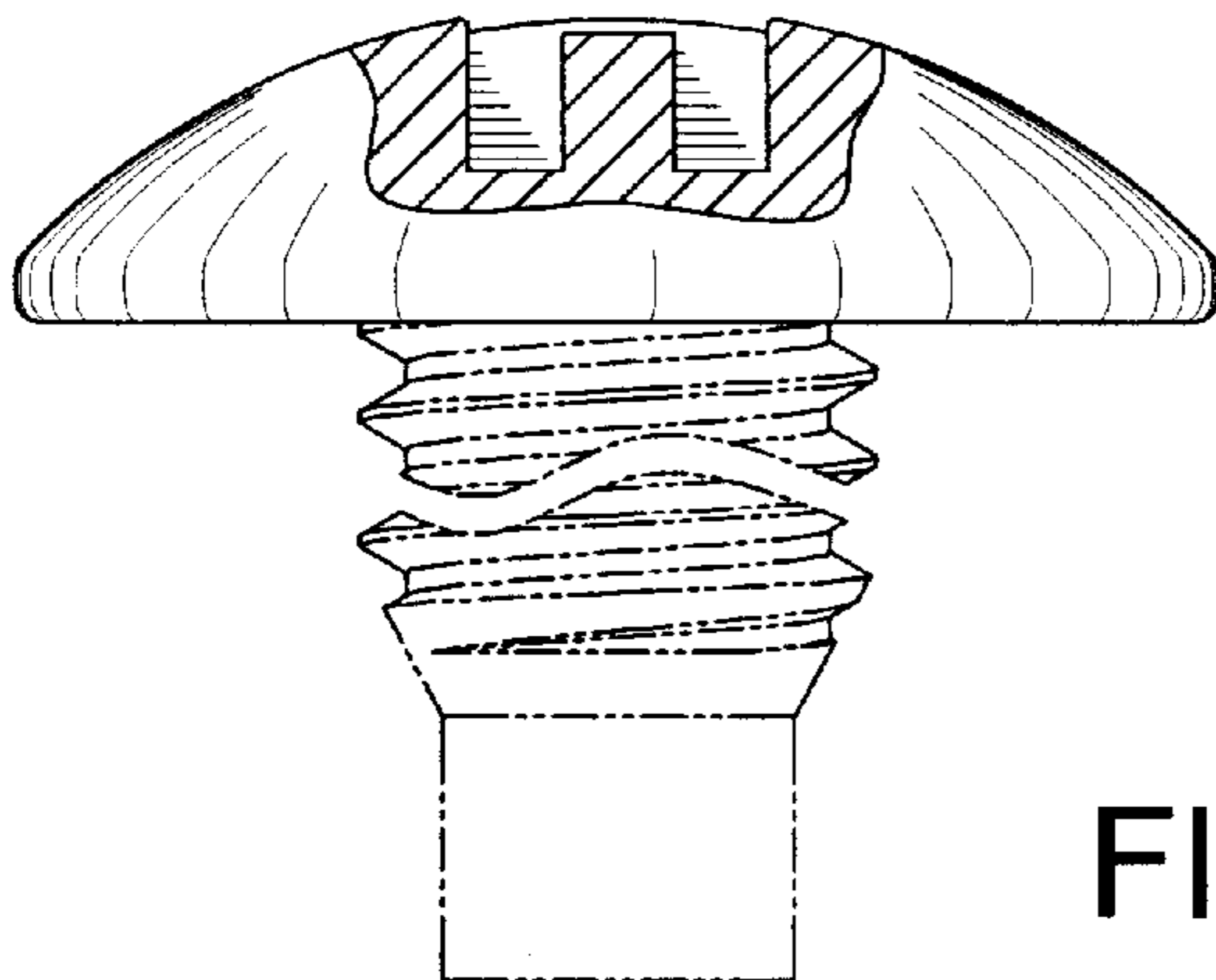
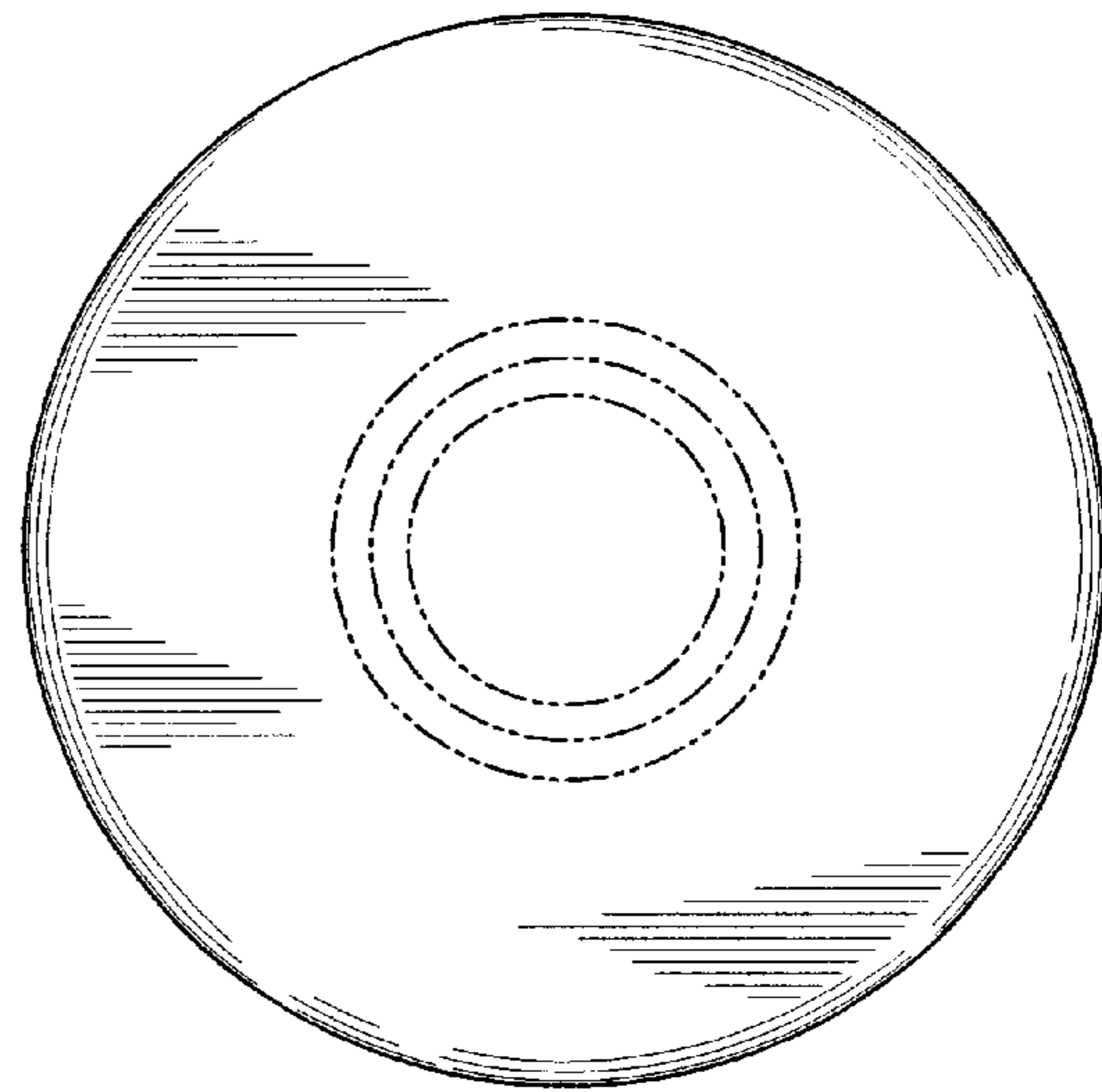


FIG. 2



**FIG. 4**



**FIG. 5**