



US00D517399S

(12) **United States Design Patent**  
**Jones**

(10) **Patent No.:** **US D517,399 S**  
(45) **Date of Patent:** **\*\* Mar. 21, 2006**

(54) **LIGHT SWITCH PLATE**  
(75) **Inventor:** **Jefferey E. Jones, Ridgeley, WV (US)**  
(73) **Assignee:** **Pro-Image Sports, LLC**  
(\*\*) **Term:** **14 Years**

D244,254 S \* 5/1977 Creamer ..... D8/351  
D245,396 S \* 8/1977 Creamer ..... D8/351  
D276,976 S \* 1/1985 Tegner ..... D8/351  
D387,266 S \* 12/1997 Smith ..... D8/351

\* cited by examiner

(21) **Appl. No.:** **29/177,087**  
(22) **Filed:** **Mar. 4, 2003**

*Primary Examiner*—Stella Reid  
*Assistant Examiner*—Mark A. Goodwin  
(74) *Attorney, Agent, or Firm*—Schwartz Law Firm P.C.

(51) **LOC (8) Cl.** ..... **11-05**  
(52) **U.S. Cl.** ..... **D8/353**  
(58) **Field of Classification Search** ..... D8/350–353,  
D8/14; 174/66, 67, 53, 55; D10/108, 123,  
D10/125, 109; D13/156, 177, 171, 169, 174;  
220/241, 242  
See application file for complete search history.

(57) **CLAIM**

I claim the ornamental design for a light switch plate, as shown.

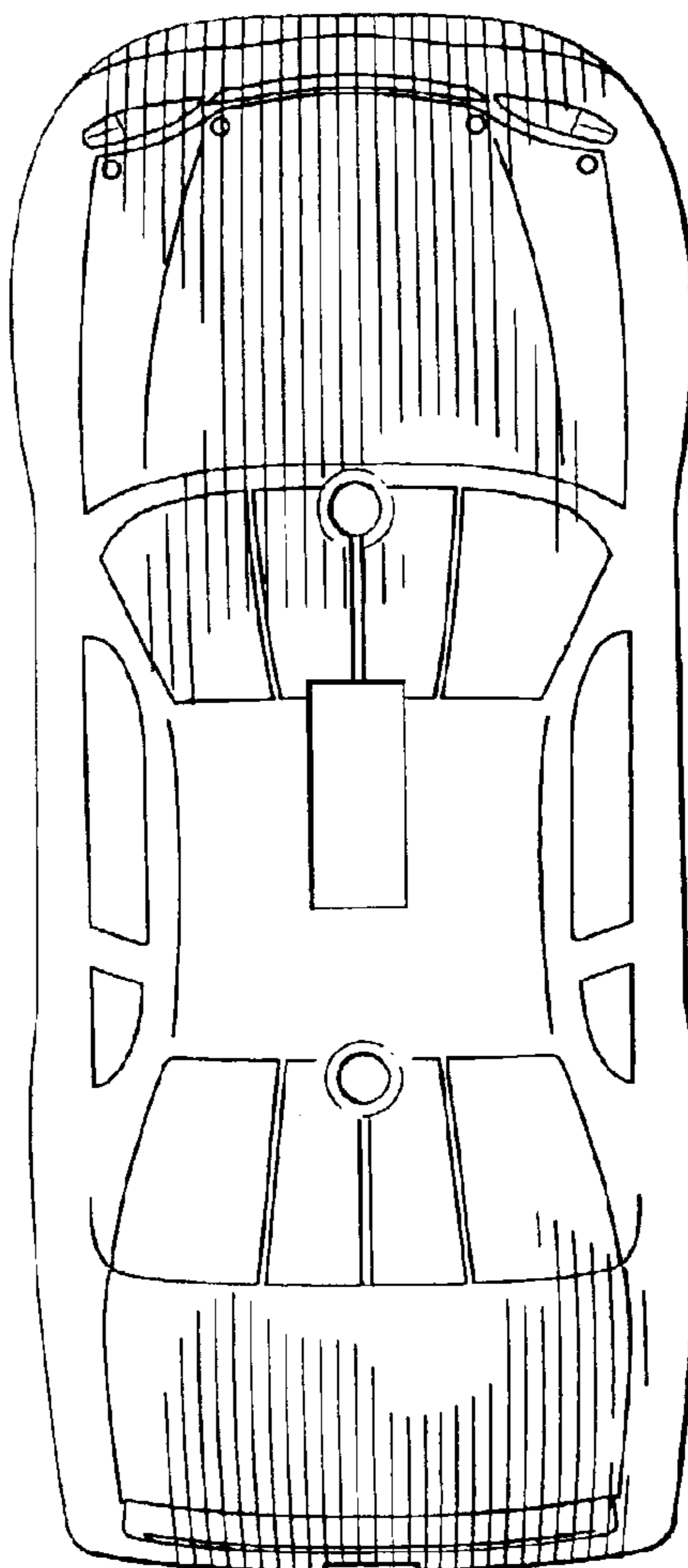
**DESCRIPTION**

FIG. 1 is a perspective view of the light switch plate;  
FIG. 2 is a top view thereof;  
FIG. 3 is a bottom view thereof;  
FIG. 4 is a right side view thereof;  
FIG. 5 is a left side view thereof;  
FIG. 6 is a front view thereof; and,  
FIG. 7 is a rear view thereof.

(56) **References Cited**  
**U.S. PATENT DOCUMENTS**

D186,110 S \* 9/1959 Legan ..... D8/351  
D243,925 S \* 4/1977 Creamer ..... D8/351

**1 Claim, 5 Drawing Sheets**



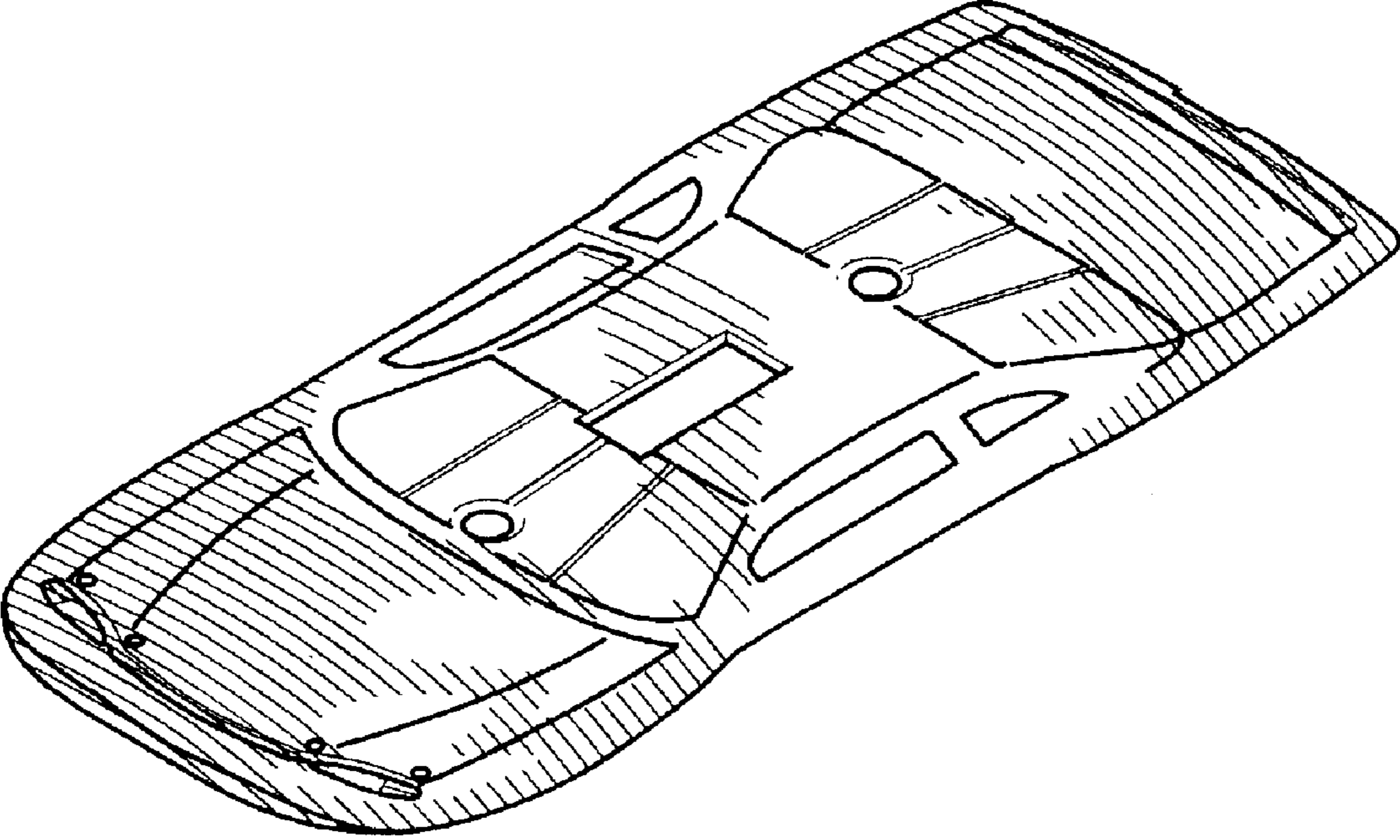


Fig. 1

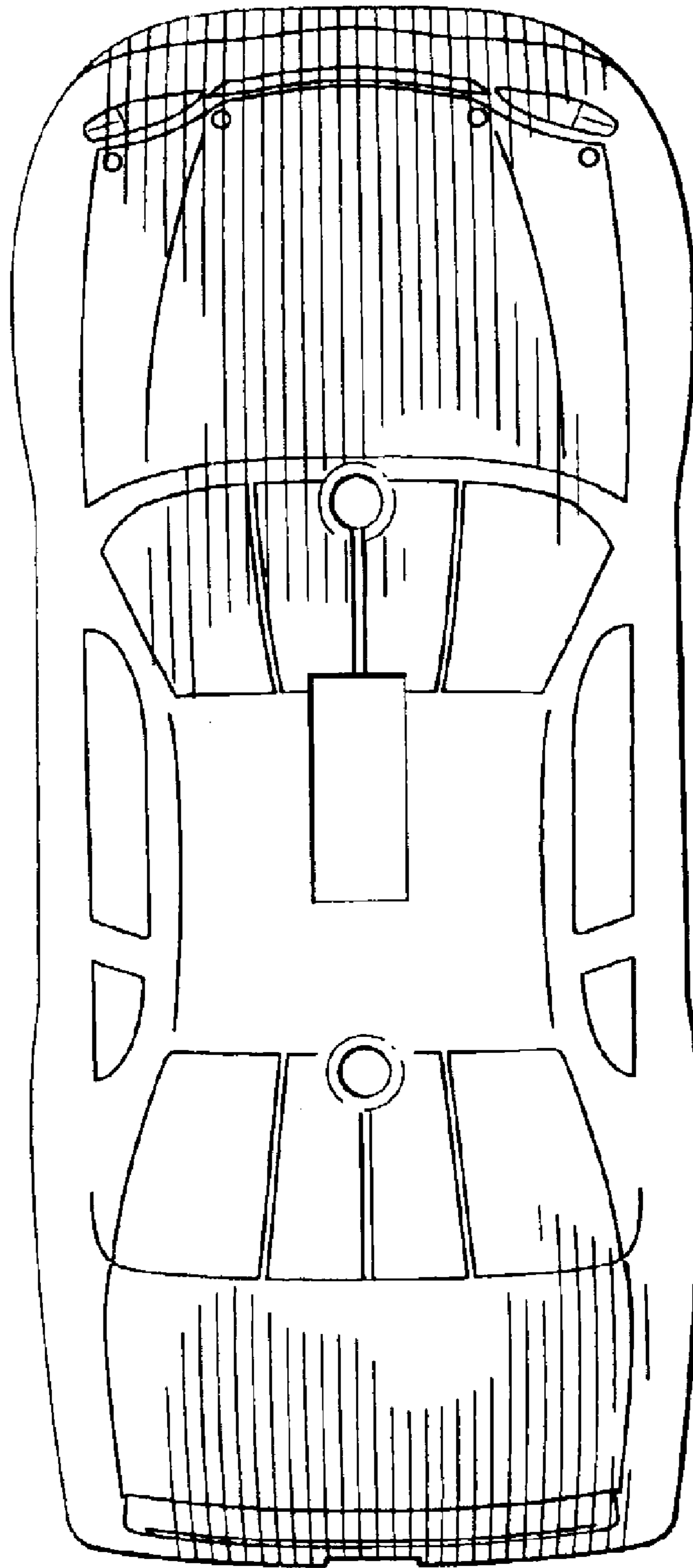


Fig. 2

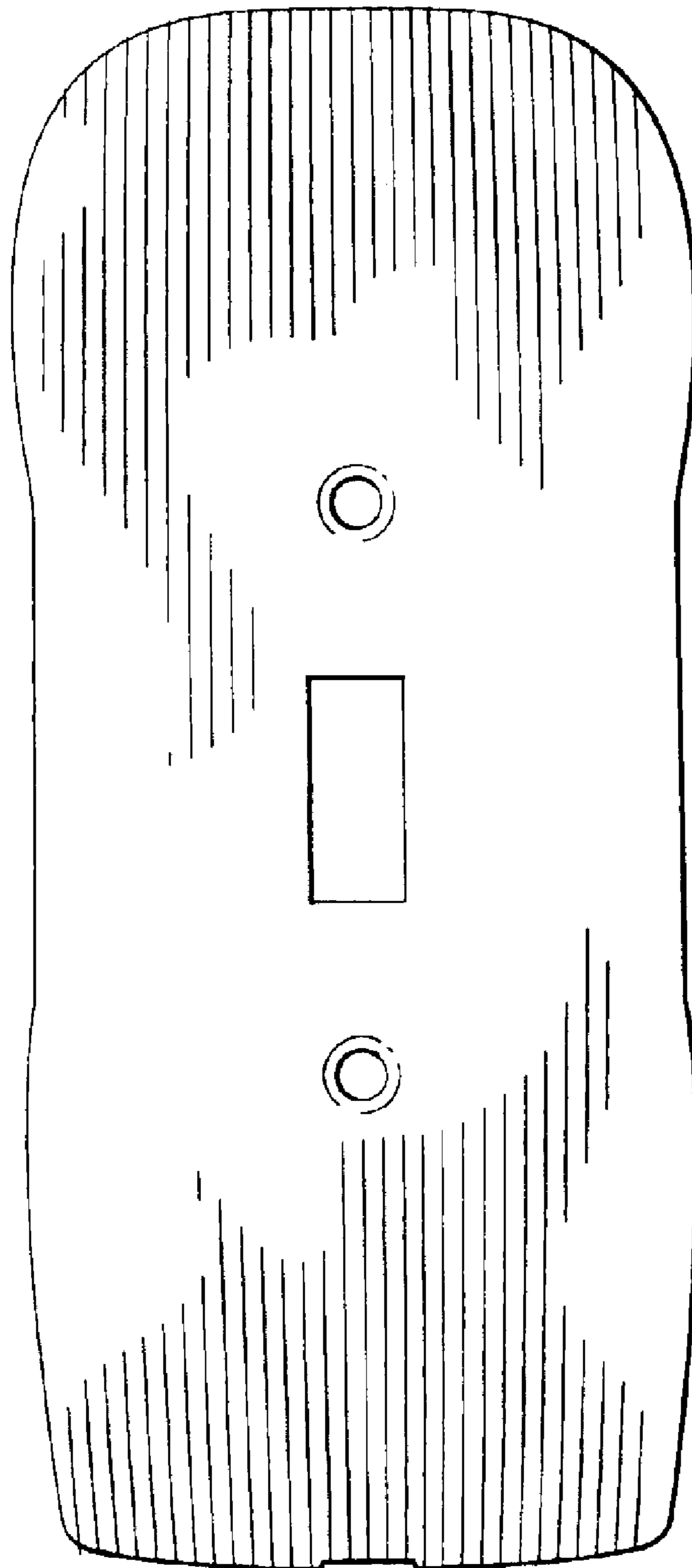


Fig. 3




Fig. 4




Fig. 5

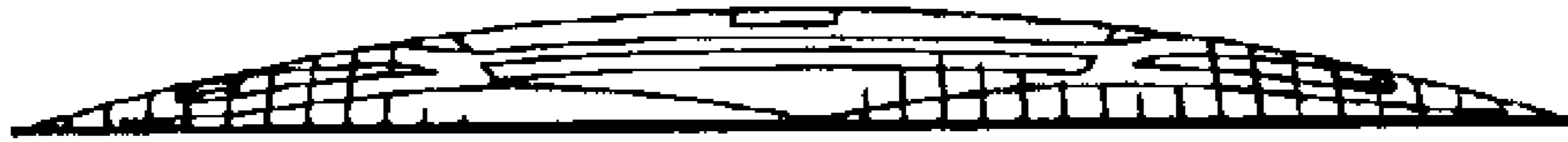


Fig. 6

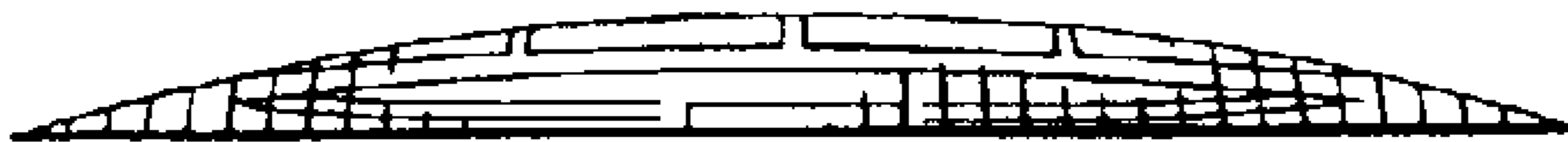


Fig. 7