



US00D517398S

(12) **United States Design Patent**
Kosasih et al.

(10) **Patent No.:** **US D517,398 S**
(45) **Date of Patent:** **** Mar. 21, 2006**

(54) **ESCUTCHEON**

(75) Inventors: **Angie L. Kosasih**, Rancho Santa Margarita, CA (US); **Yos Singtoroj**, Anaheim, CA (US)

(73) Assignee: **Newfrey LLC**, Newark, DE (US)

(**) Term: **14 Years**

(21) Appl. No.: **29/231,370**

(22) Filed: **Jun. 3, 2005**

Related U.S. Application Data

(62) Division of application No. 29/213,415, filed on Sep. 16, 2004.

(51) **LOC (8) Cl.** **11-05**

(52) **U.S. Cl.** **D8/352**

(58) **Field of Classification Search** D8/350-353;
D10/123, 108, 125; D13/156, 171, 169, 174,
D13/158, 177, 162, 163; D6/524; 220/241,
220/242; 174/66, 67

See application file for complete search history.

(56) **References Cited**

U.S. PATENT DOCUMENTS

D66,917 S * 3/1925 Wilson D8/350
D396,181 S * 7/1998 Chang D8/350

D405,995 S * 2/1999 Harris D6/524
D465,990 S * 11/2002 Betancourth D8/352
D471,786 S * 3/2003 Ellis et al. D8/350

* cited by examiner

Primary Examiner—Mitchell Siegel

Assistant Examiner—Mark A. Goodwin

(74) *Attorney, Agent, or Firm*—Richard J. Veltman; John D. DelPonti

(57) **CLAIM**

The ornamental design for an escutcheon, as shown and described.

DESCRIPTION

FIG. 1 is a perspective view of the new design for an escutcheon;

FIG. 2 is a front elevational view of the new design for an escutcheon;

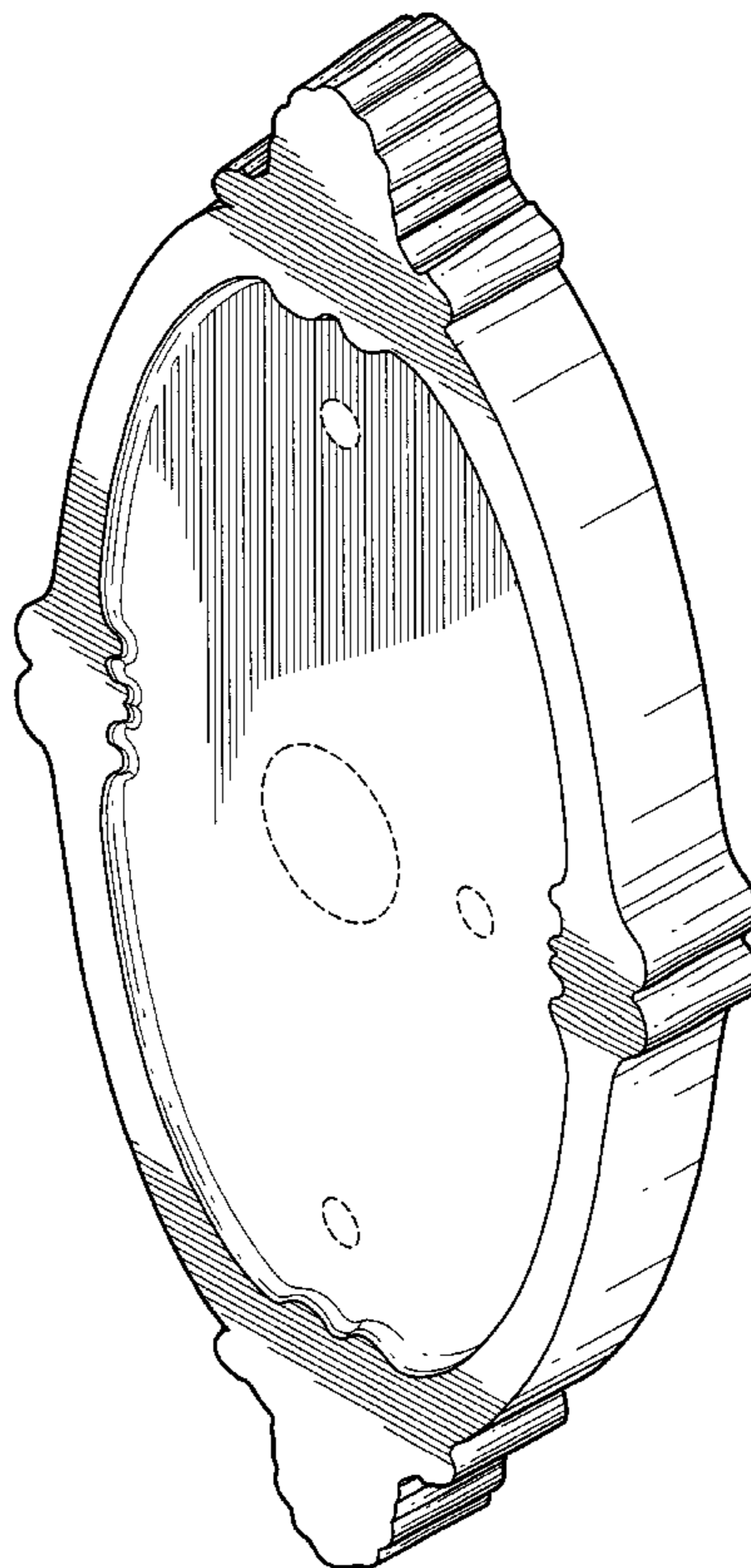
FIG. 3 is a top plan view of the new design for an escutcheon, the bottom plan view being a mirror image;

FIG. 4 is a right side elevational view of the new design for an escutcheon, the left side elevational view being a mirror image; and,

FIG. 5 is a rear elevational view of the new design for an escutcheon.

The broken lines in the Figures are for illustrative purposes only and form no part of the claimed design.

1 Claim, 4 Drawing Sheets



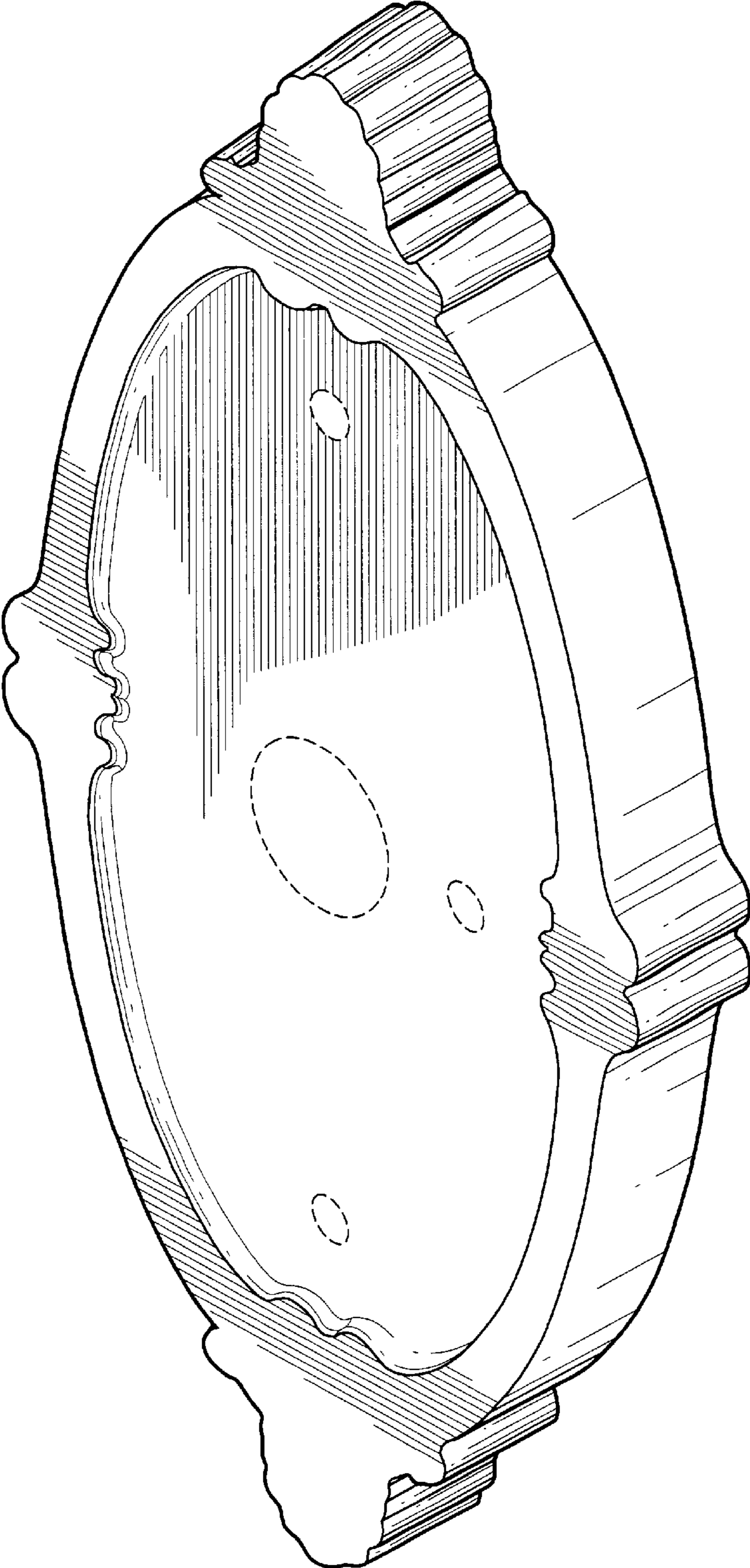


FIG. 1

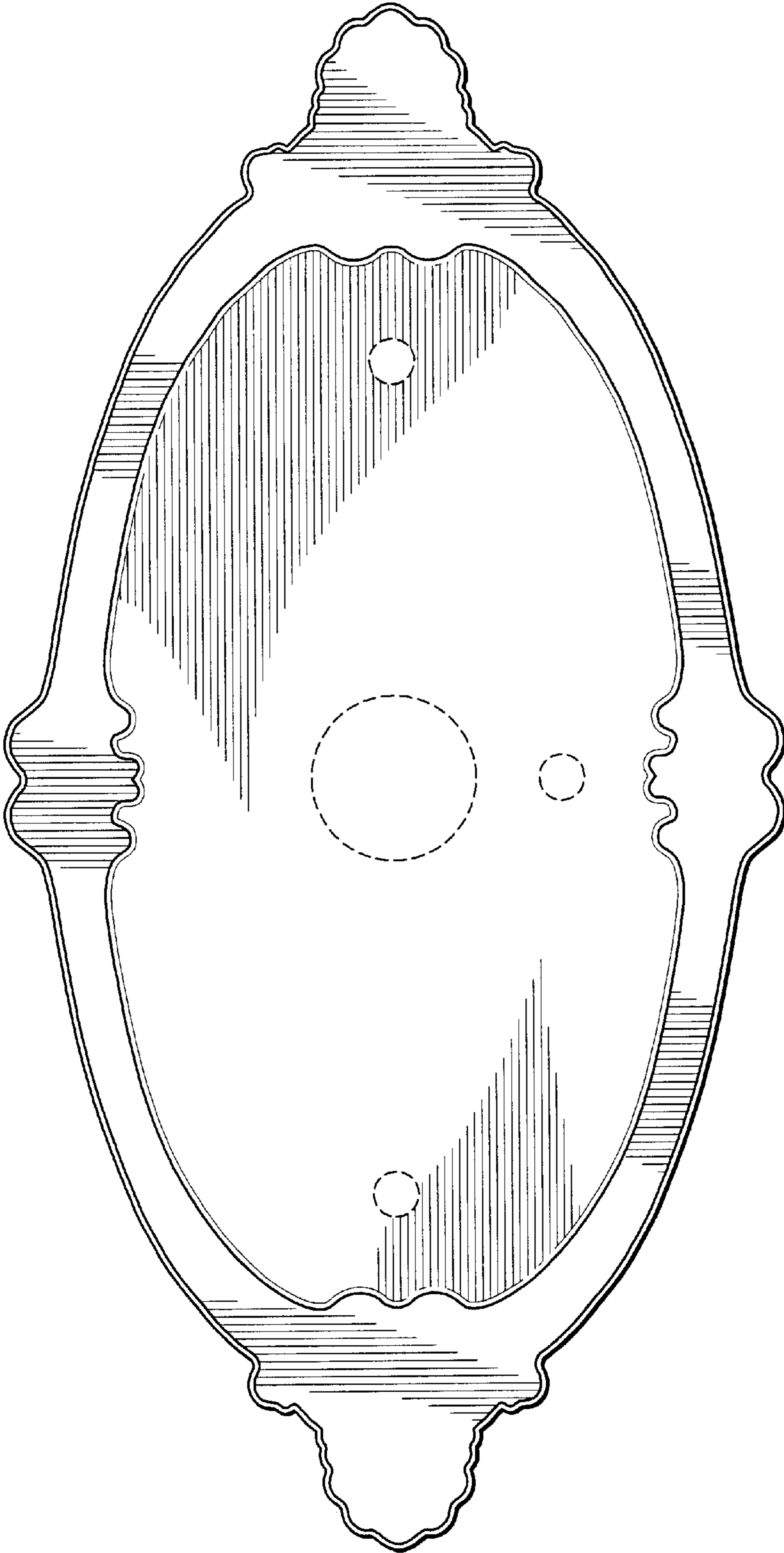


FIG. 2




FIG. 3




FIG. 4

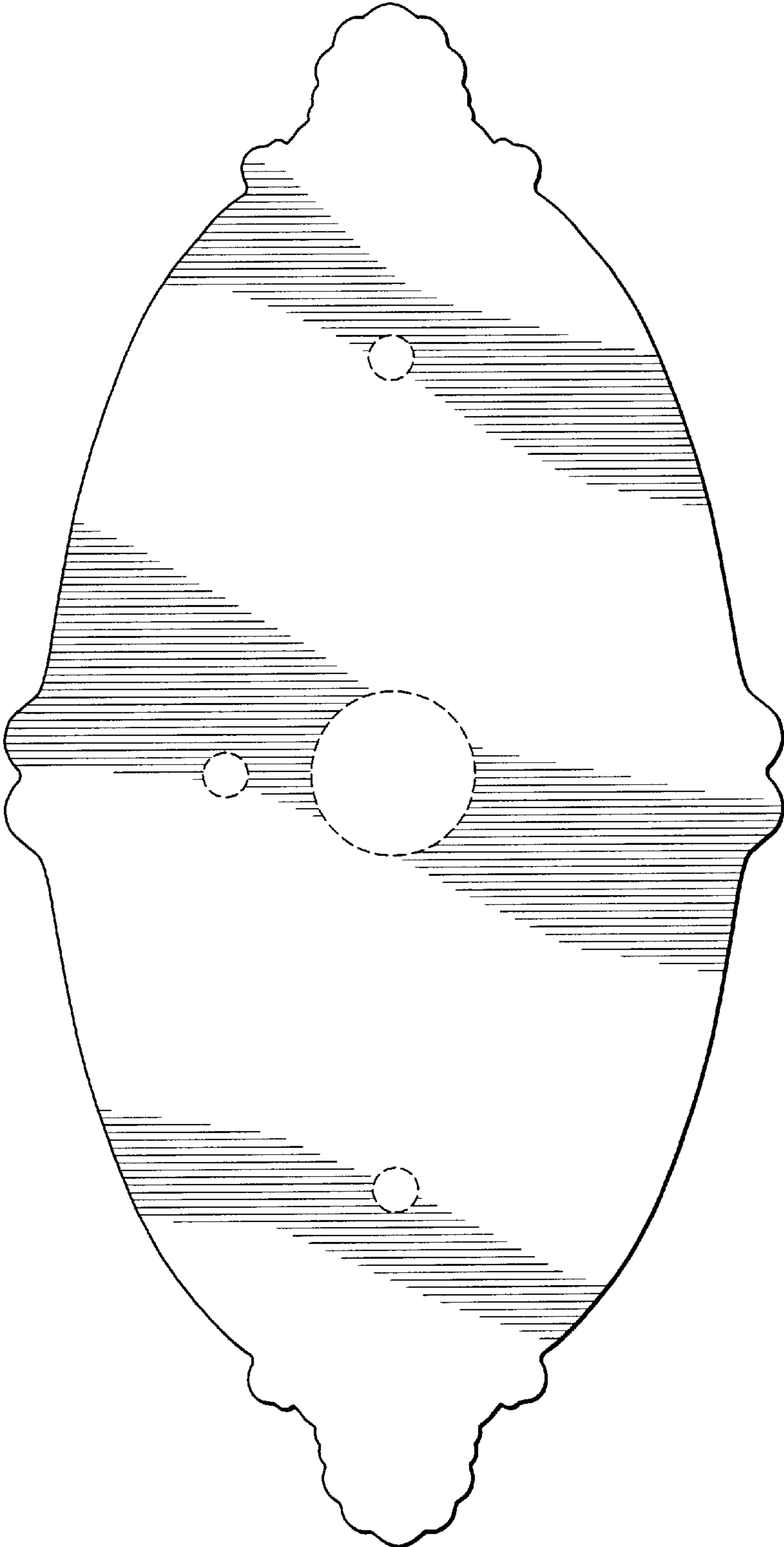


FIG. 5