



US00D517396S

(12) **United States Design Patent** (10) **Patent No.:** **US D517,396 S**  
**Tarter et al.** (45) **Date of Patent:** **\*\* Mar. 21, 2006**

(54) **LOCK**  
(75) Inventors: **Ricki Tarter**, Milwaukee, WI (US);  
**Glen Meekma**, Menomonee Falls, WI  
(US); **Christopher Rohde**, West Allis,  
WI (US); **Mark Van Handel**,  
Milwaukee, WI (US); **Olivier Ginet**,  
Chicago, IL (US); **Gregg Allen**  
**Flender**, Bedford, MA (US); **Roy**  
**Alden Thompson**, Dorchester, MA  
(US); **Maryann Finiw**, Boston, MA  
(US); **Noelle M. Dye**, Charlestown, MA  
(US); **Kevin Oliver**, London (GB)

(73) Assignee: **Master Lock Company**, Oak Creek,  
WI (US)

(\*\*) Term: **14 Years**

(21) Appl. No.: **29/233,075**

(22) Filed: **Jun. 28, 2005**

**Related U.S. Application Data**

(62) Division of application No. 29/190,774, filed on Sep. 25,  
2003.

(51) **LOC (8) Cl.** ..... **08-07**

(52) **U.S. Cl.** ..... **D8/334; D8/343**

(58) **Field of Classification Search** ..... D8/330,  
D8/331, 334, 339, 343, 346; 70/14, 20-22,  
70/24-29, 31, 35, 38 R, 48, 38 A, 38 C,  
70/42, 56, 51-55, 158, 213, 219, 224, 284-286,  
70/DIG. 43, 291, DIG. 37-40, DIG. 56  
See application file for complete search history.

(56) **References Cited**

**U.S. PATENT DOCUMENTS**

D115,761 S	*	7/1939	Frain	.....	D8/334
2,199,336 A	*	4/1940	Fletcher	.....	70/38 A
D197,300 S	*	1/1964	Maffei	.....	D8/334
4,200,227 A		4/1980	Lemelson		
4,947,662 A		8/1990	Imedio		
D361,708 S		8/1995	Kahonen		

D401,837 S		12/1998	Chuang		
D403,231 S		12/1998	Yu		
D406,043 S		2/1999	LeClaire		
D407,625 S		4/1999	Yang		
6,050,118 A		4/2000	Kito		
D423,906 S	*	5/2000	Fiegenger et al.	.....	D8/334
D427,503 S		7/2000	Brockman et al.		
D429,993 S		8/2000	Liu		
D434,300 S		11/2000	Chelaru		
D434,636 S		12/2000	Van Den Acker		
D458,530 S		6/2002	Grosz et al.		
D470,390 S		2/2003	Ling		
D476,216 S		6/2003	Vito		
D479,973 S		9/2003	Magnusson		
D482,595 S		11/2003	Ling		
D484,391 S		12/2003	Hackbarth et al.		
D484,776 S	*	1/2004	Ruan	.....	D8/334
D486,054 S		2/2004	Mitchell		
6,705,134 B1	*	3/2004	Miranda	.....	70/52
D495,238 S		8/2004	Handel et al.		

\* cited by examiner

*Primary Examiner*—Prabhakar Deshmukh  
(74) *Attorney, Agent, or Firm*—Calfee, Halter & Griswold  
LLP

(57) **CLAIM**

The ornamental design for a lock, as shown and described.

**DESCRIPTION**

FIG. 1 is a perspective view of a lock of the present invention;  
FIG. 2 is top view of the lock shown in FIG. 1;  
FIG. 3 is a bottom view of the design shown in FIG. 1;  
FIG. 4 is a side view of the design shown in FIG. 1;  
FIG. 5 is a front view of the design shown in FIG. 1;  
FIG. 6 is a side view of the design shown in FIG. 1, shown from the opposing side shown in FIG. 4; and,  
FIG. 7 is a back view of the design shown in FIG. 1.  
The portions of the Figures shown in broken lines are for illustrative purposes only, and form no part of the claimed design.  
The broken line/s, which define the bounds of the claimed design, form no part Thereof.

**1 Claim, 2 Drawing Sheets**

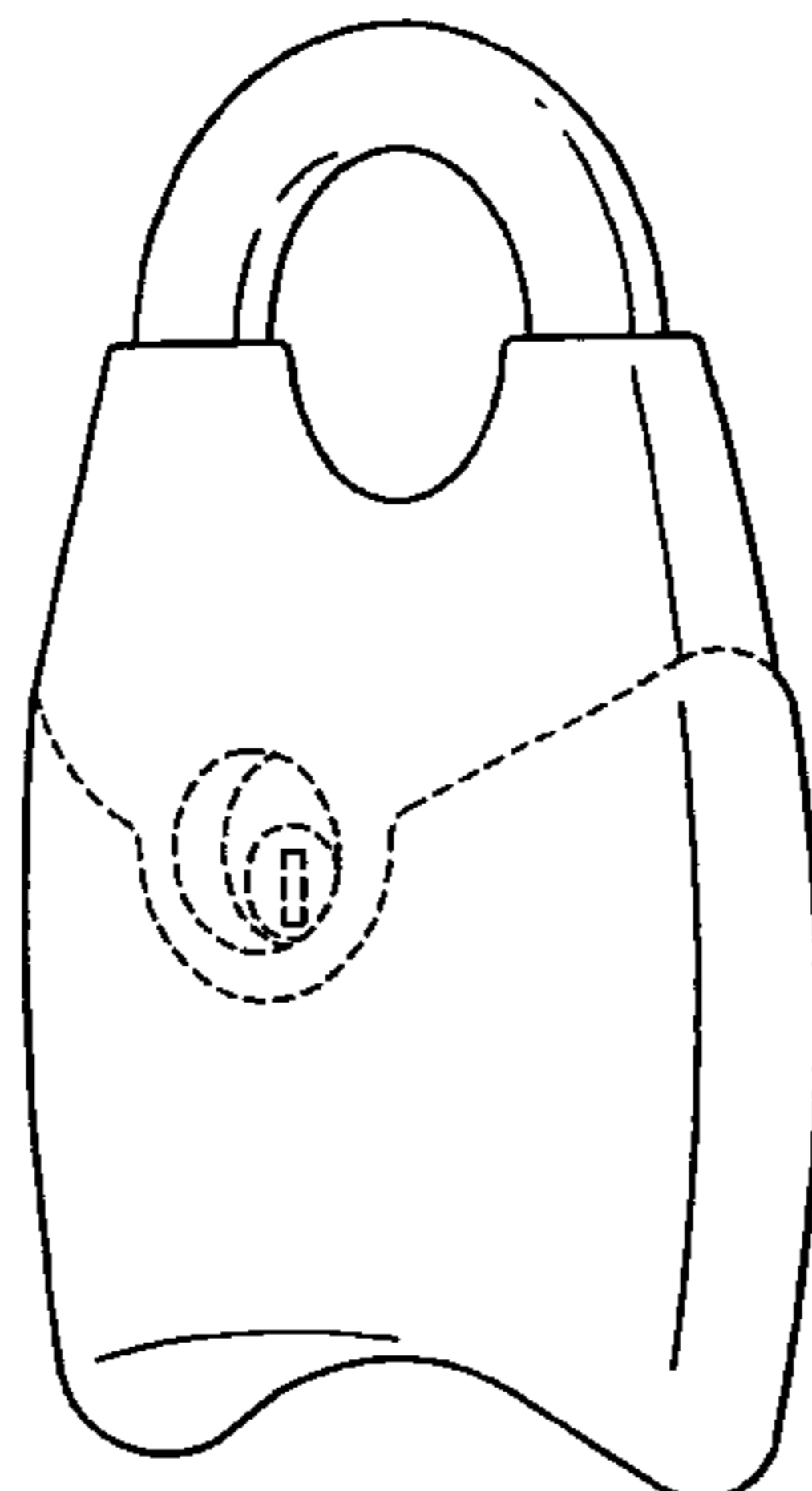


FIG. 1

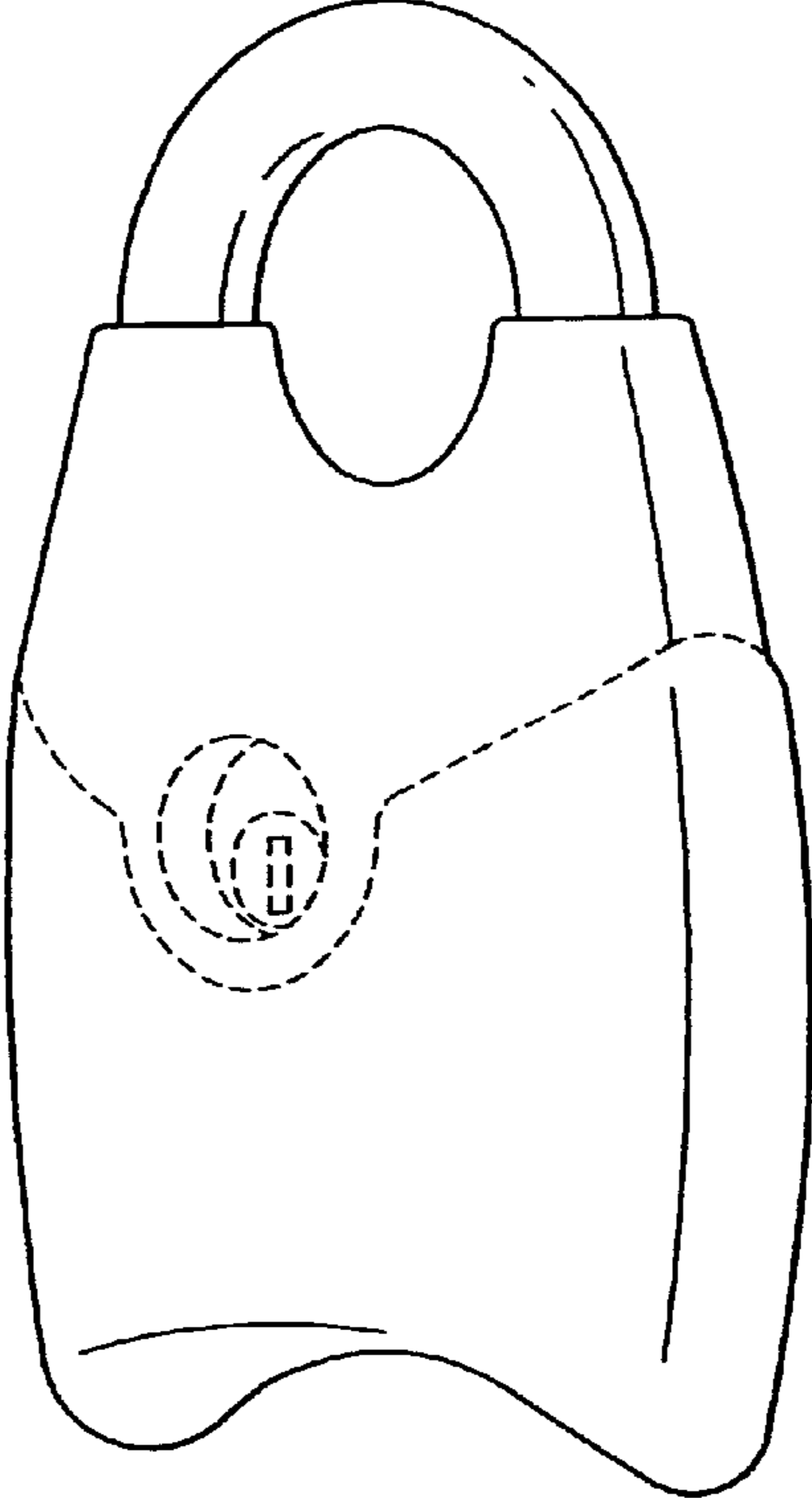


FIG. 2

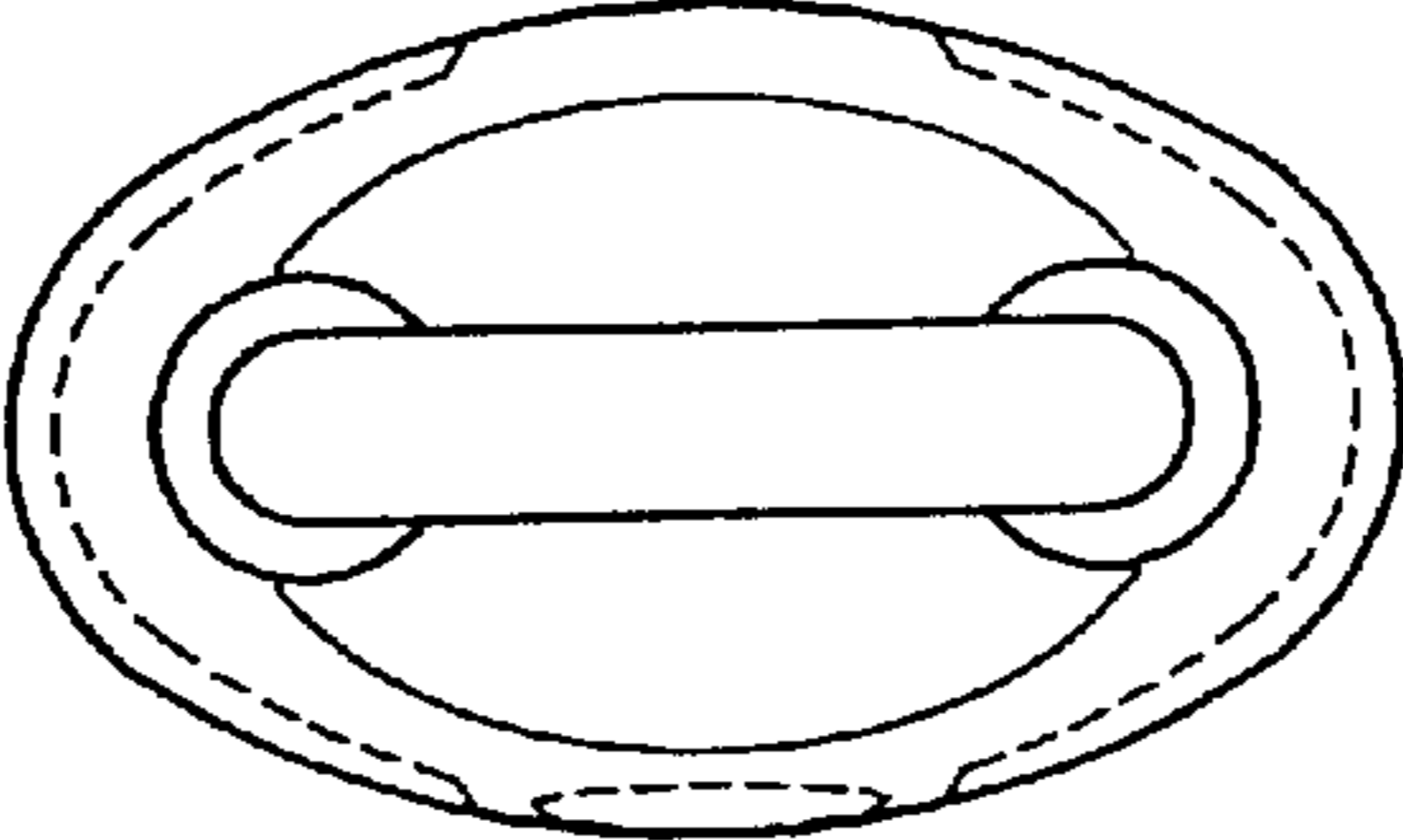
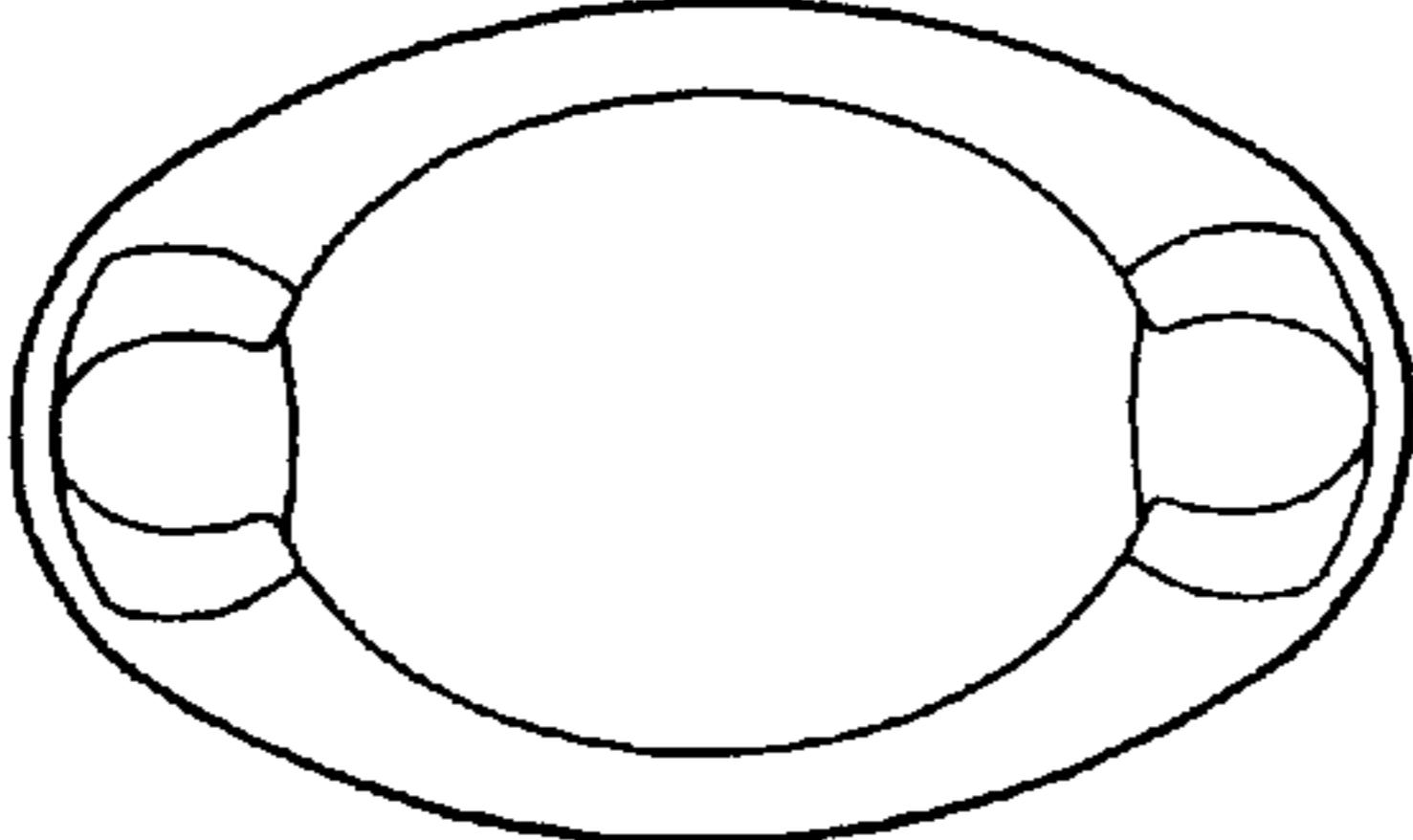


FIG. 3



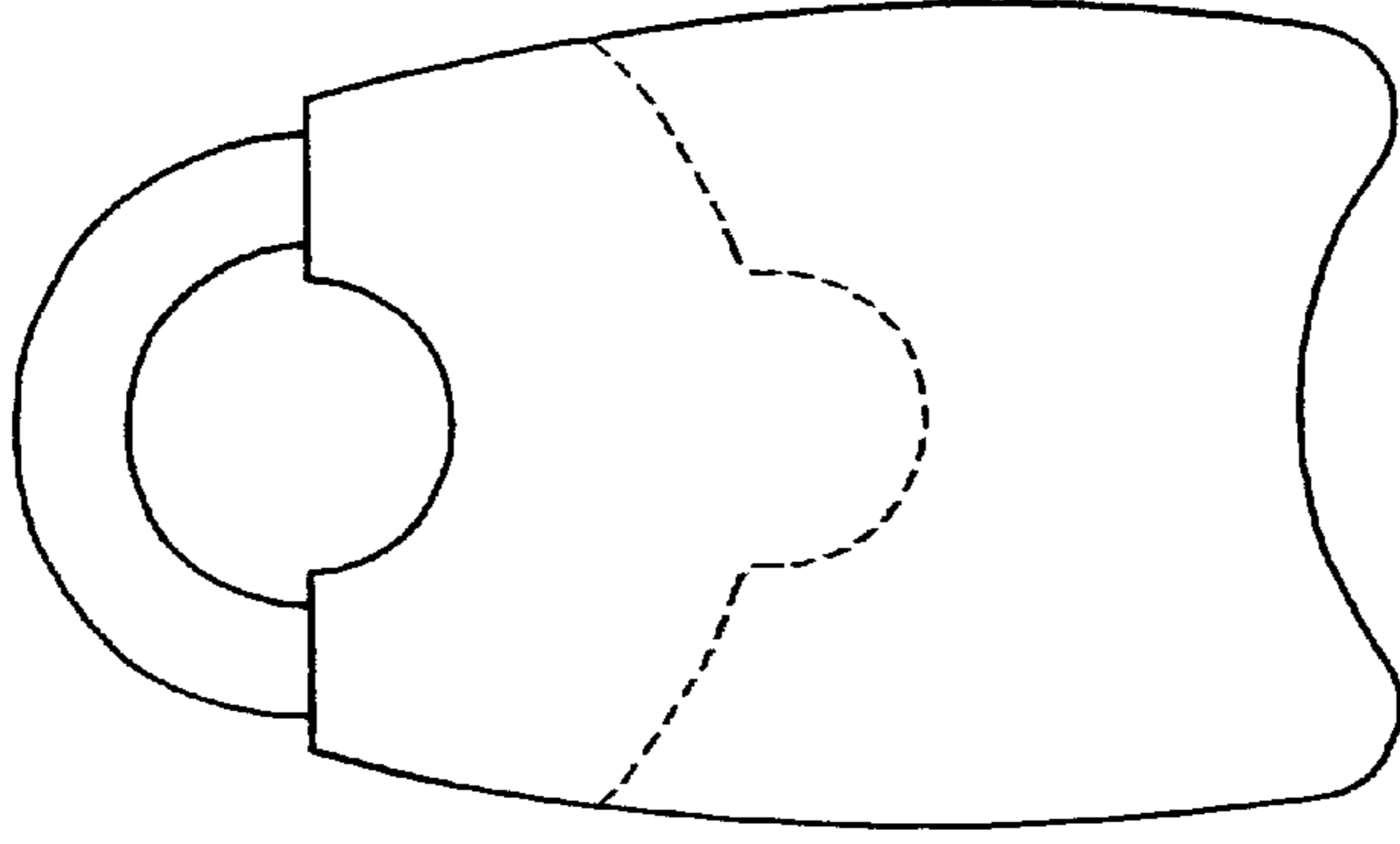


FIG. 7

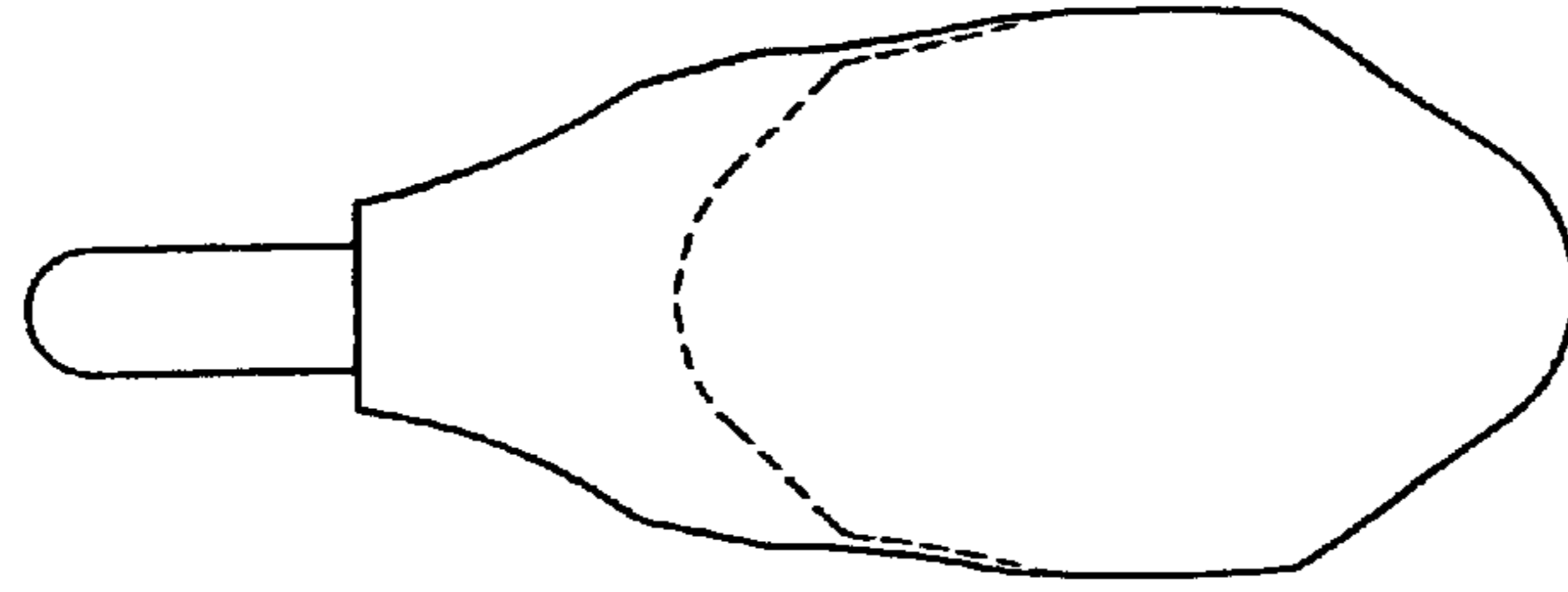


FIG. 6

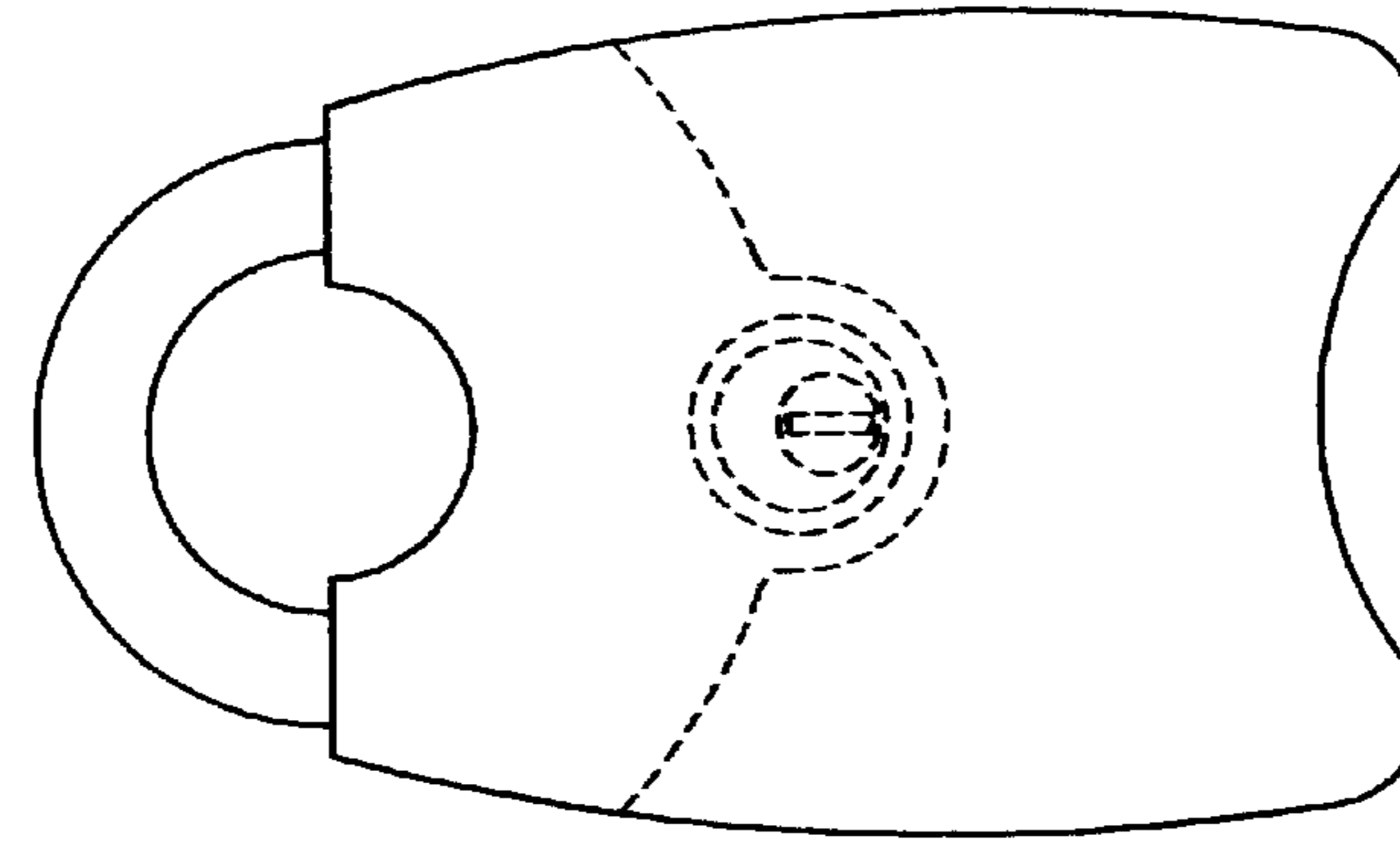


FIG. 5




FIG. 4