



US00D517359S

(12) **United States Design Patent** (10) **Patent No.:** **US D517,359 S**  
**Berberet** (45) **Date of Patent:** **\*\* Mar. 21, 2006**

(54) **WALL MOUNTABLE SUPPORT**

(75) Inventor: **Suzanne M. Berberet**, Sheboygan, WI (US)

(73) Assignee: **Kohler Co.**, Kohler, WI (US)

(\*\*) Term: **14 Years**

(21) Appl. No.: **29/210,117**

(22) Filed: **Jul. 27, 2004**

(51) **LOC (8) Cl.** ..... **06-04**

(52) **U.S. Cl.** ..... **D6/550**

(58) **Field of Classification Search** ..... D6/546–550,  
D6/518–523; D8/300, 303, 315–321, 349,  
D8/354, 363, 373, 380; 108/28–29; 248/175,  
248/176.1, 251, 302, 309.1; 16/110.1, 412,  
16/415; 242/570, 590, 595–598; 211/13.1,  
211/16, 60.1, 100, 86.01, 87.01, 88.01, 88.04,  
211/105.1–105.2, 123, 182, 181.1

See application file for complete search history.

(56) **References Cited**

**U.S. PATENT DOCUMENTS**

D416,419 S	*	11/1999	Chen	.....	D6/550
D451,324 S	*	12/2001	Lai	.....	D6/524
D452,400 S	*	12/2001	Chen	.....	D6/524
D468,401 S		1/2003	Bates et al.		
D471,964 S		3/2003	Bates et al.		
D482,758 S		11/2003	Bates et al.		
D483,093 S		12/2003	Bates et al.		
D488,943 S	*	4/2004	Bates	.....	D6/524

**OTHER PUBLICATIONS**

Harden catalog, Harden Accessories A, p. 77.  
Harden Catalog, Harden Accessories A, p. 78.  
Kohler catalog, Revival Suite.

Andre Collection, Vogue Collection, Contemporary Bathroom Accessories.

\* cited by examiner

*Primary Examiner*—Brian N Vinson

(74) *Attorney, Agent, or Firm*—Quarles & Brady LLP

(57) **CLAIM**

The ornamental design for a wall mountable support, as shown and described.

**DESCRIPTION**

In a preferred embodiments, the nature of this product a single towel bar and a double towel bar.

FIG. 1 is a left, top, front perspective view of a wall mountable support according to my new design;

FIG. 2 is a front elevational view thereof;

FIG. 3 is a top plan view thereof, the bottom plan view being a mirror image of the top view shown;

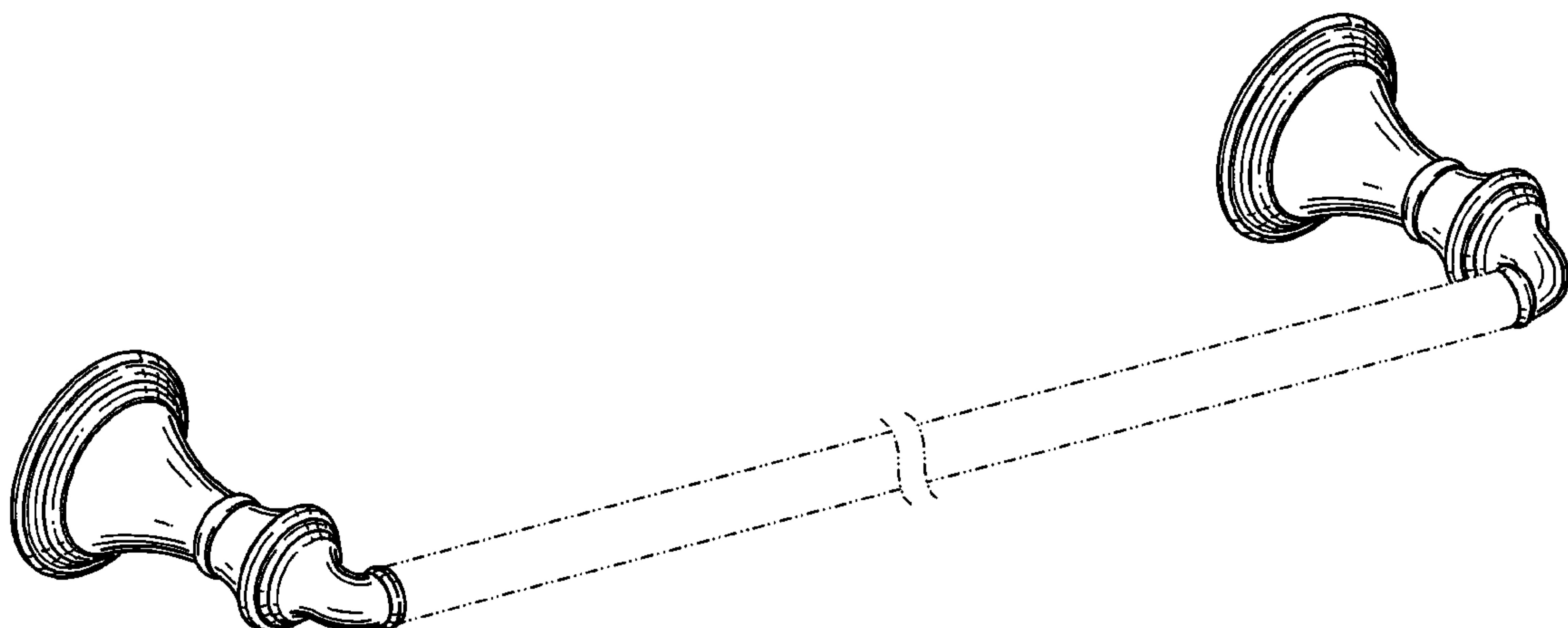
FIG. 4 is a left side elevational view thereof, the right side elevational view being a mirror image the left side shown;

FIG. 5 is a rear elevational view thereof; and,

FIG. 6 is a left, top, front perspective view of the wall mountable support according to my new design shown with a double towel bar environment.

The broken line representations of bar environment in FIGS. 1–3 and 5–6 and of mounting structure in FIG. 5 are for the purpose of illustration only, and form no part of the claimed design.

**1 Claim, 3 Drawing Sheets**



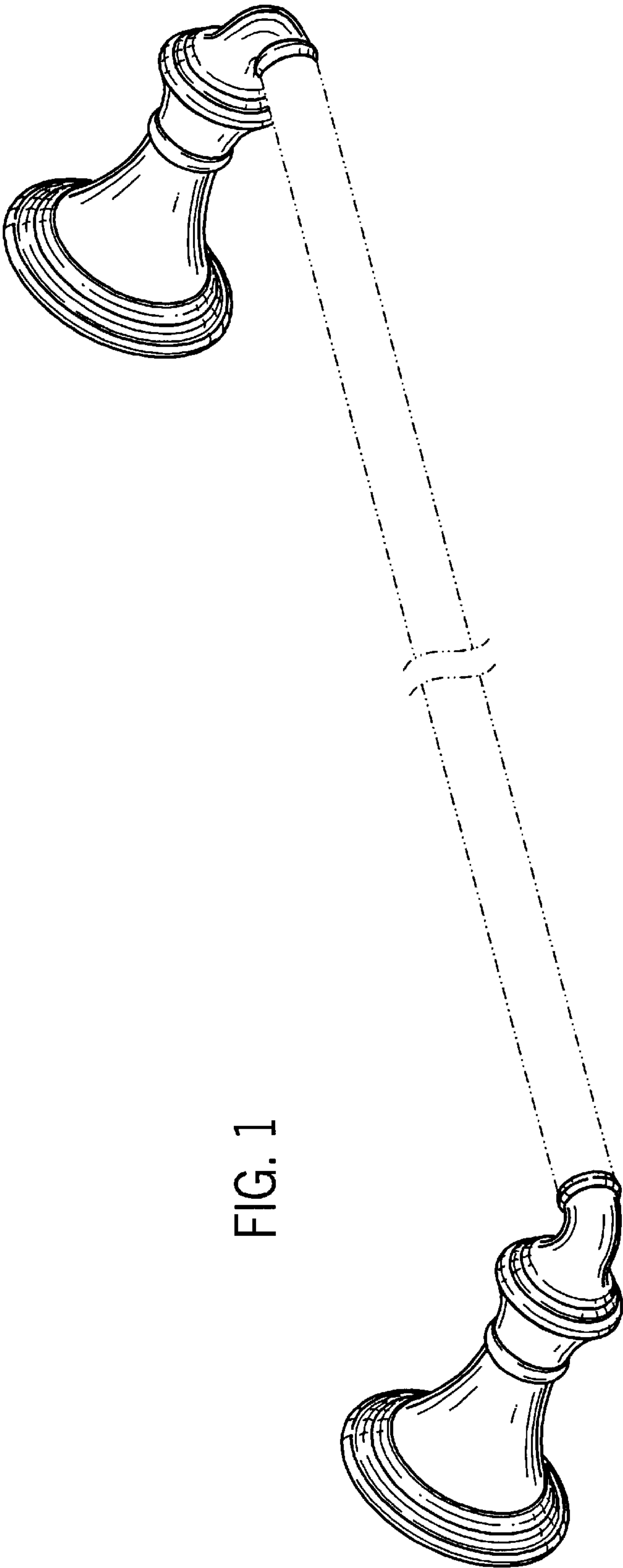


FIG. 1

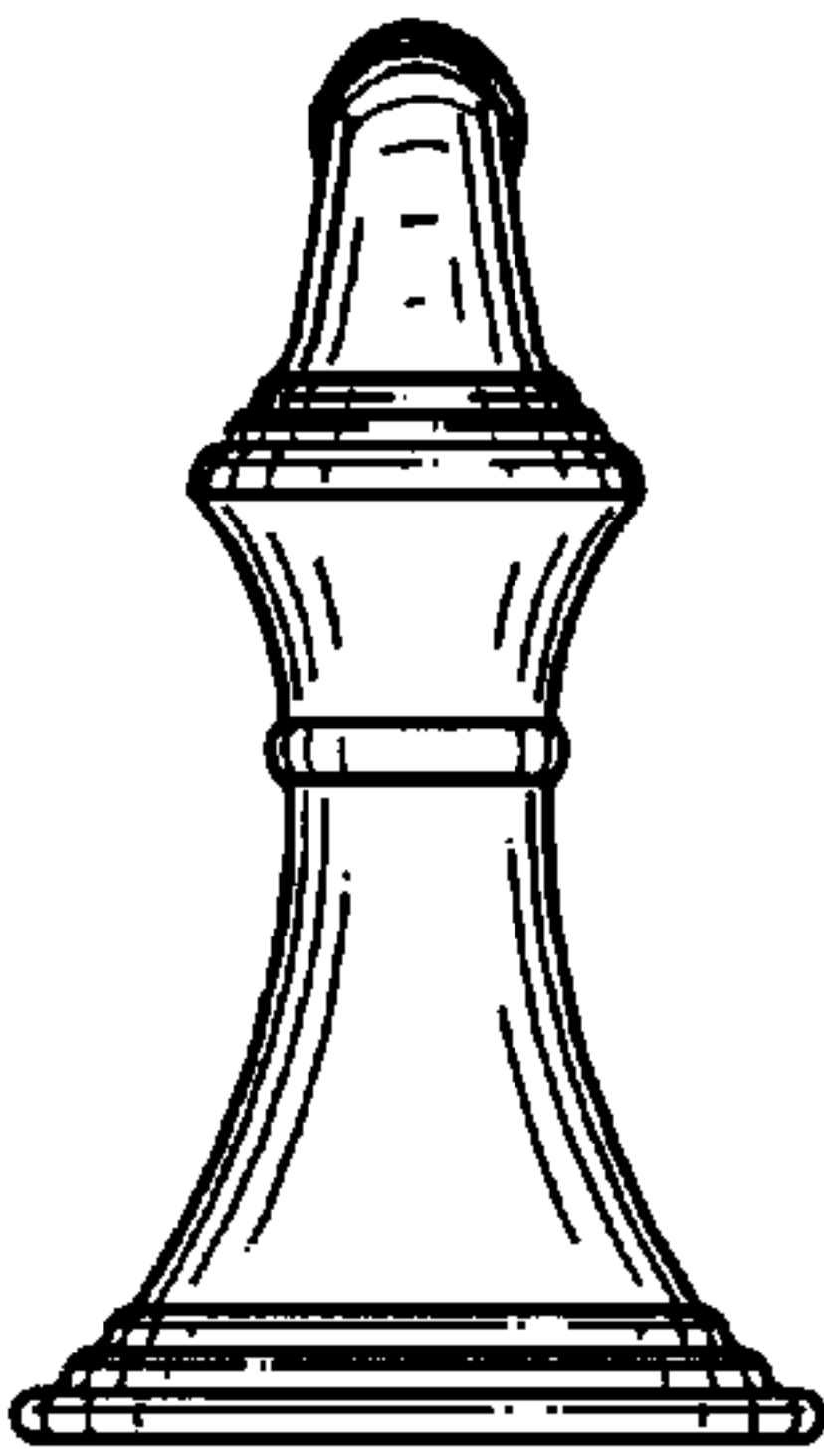


FIG. 4

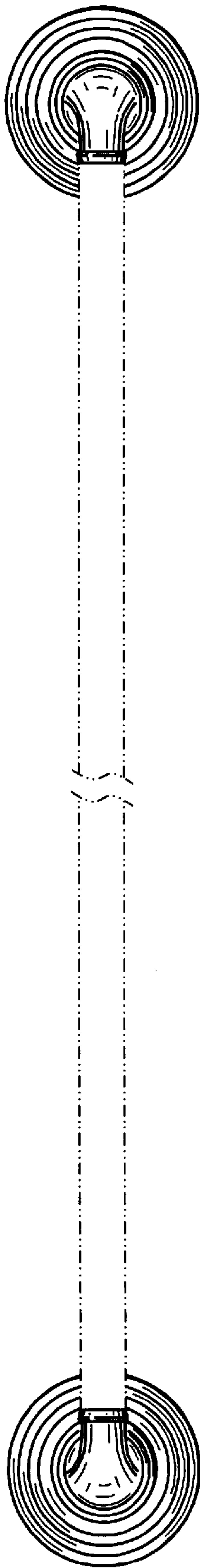


FIG. 2

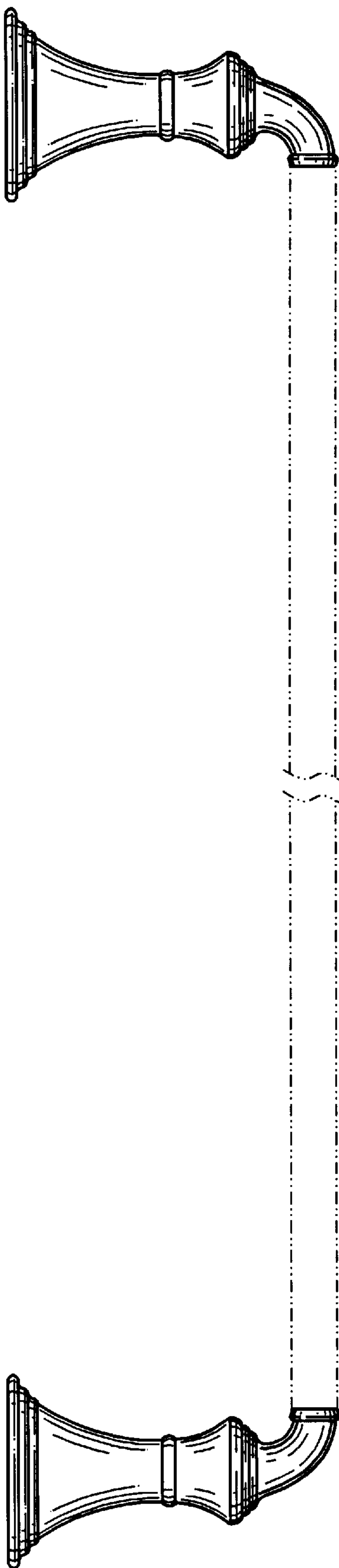


FIG. 3

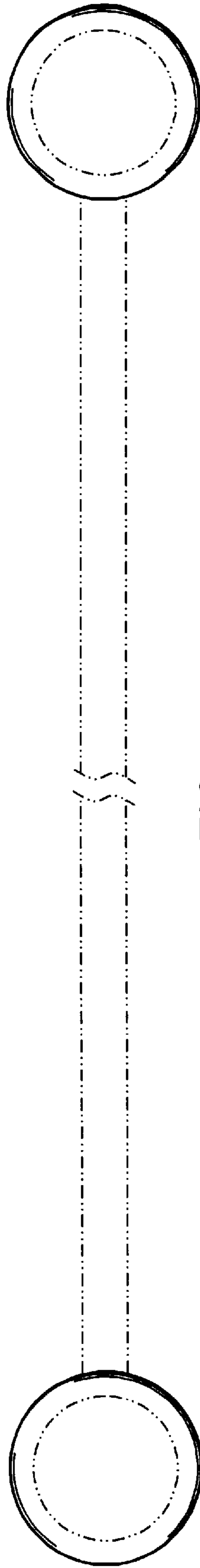


FIG. 5

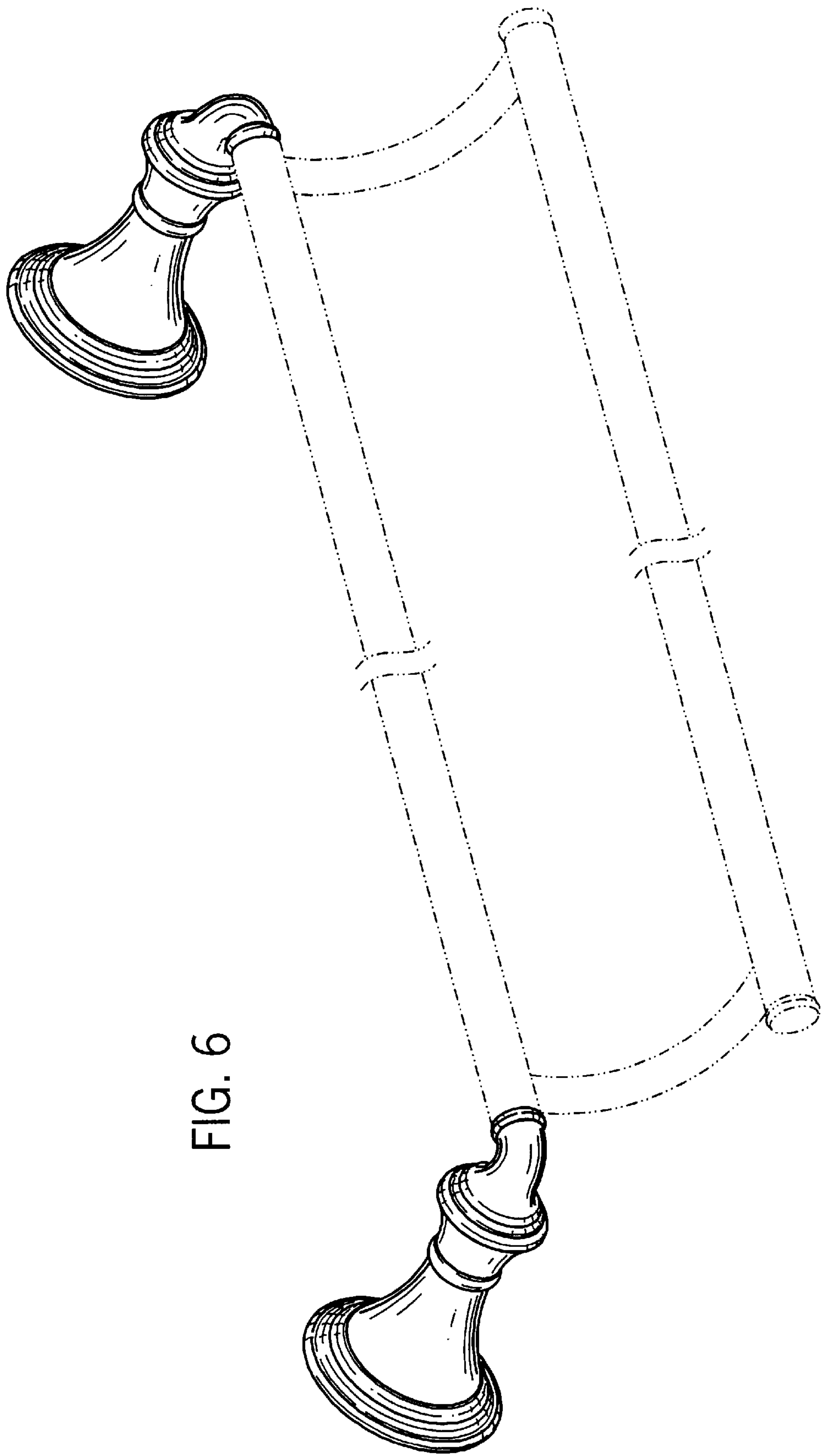


FIG. 6