



(12) **United States Design Patent** (10) **Patent No.:** **US D517,357 S**
Gasser (45) **Date of Patent:** **** Mar. 21, 2006**

(54) **CHAIR BACK**

(75) Inventor: **Mark E. Gasser**, Hubbard, OH (US)

(73) Assignee: **Gasser Chair Company, Inc.**,
Youngstown, OH (US)

(**) Term: **14 Years**

(21) Appl. No.: **29/186,289**

(22) Filed: **Jul. 14, 2003**

(51) **LOC (8) Cl.** **06-01**

(52) **U.S. Cl.** **D6/502**

(58) **Field of Classification Search** D6/334,
D6/335, 369, 372, 374, 376, 379, 380, 500,
D6/501, 502; 297/445.1, 446.1, 452.12, 452.26,
297/452.48

See application file for complete search history.

(56) **References Cited**

U.S. PATENT DOCUMENTS

D130,925 S	*	12/1941	Roth	D6/372
D200,534 S	*	3/1965	Jakobsen	D6/379
D201,878 S	*	8/1965	Petersen	D6/380
D284,239 S	*	6/1986	Albanese	D6/380
D357,369 S	*	4/1995	Klein	D6/380
D368,383 S	*	4/1996	Danko	D6/374
D426,731 S	*	6/2000	Cibic et al.	D6/500

OTHER PUBLICATIONS

Shelby Williams, p. 8, Chair #8130-AB at bottom left, Oct. 1989.*

Catalog cut-sheet taken from the Shelby Williams website depicting the Chateau Collection Chair, <http://www.shelby-williams.com/images/BQT-26A.JPG>.

Blown-up view of portions of Cite No. CA.

Photographs of Shelby Williams Chateau Collection chairs taken at an industry tradeshow.

Blown-up view of portions of Cite No. CC.

* cited by examiner

Primary Examiner—Mimosa De

(74) *Attorney, Agent, or Firm*—Lerner, David, Littenberg, Krumholz & Mentlik, LLP

(57) **CLAIM**

The ornamental design for a chair back, as shown and described.

DESCRIPTION

FIG. 1 is a perspective view of the present invention;

FIG. 2 is a front elevational view thereof;

FIG. 3 is a rear elevational view thereof;

FIG. 4 is a right-side elevational view thereof (the left-side elevational view being a mirror image);

FIG. 5 is a top plan view thereof; and,

FIG. 6 is a bottom plan view thereof.

The broken lines shown are for illustrative purposes only and form no part of the claimed design.

1 Claim, 5 Drawing Sheets

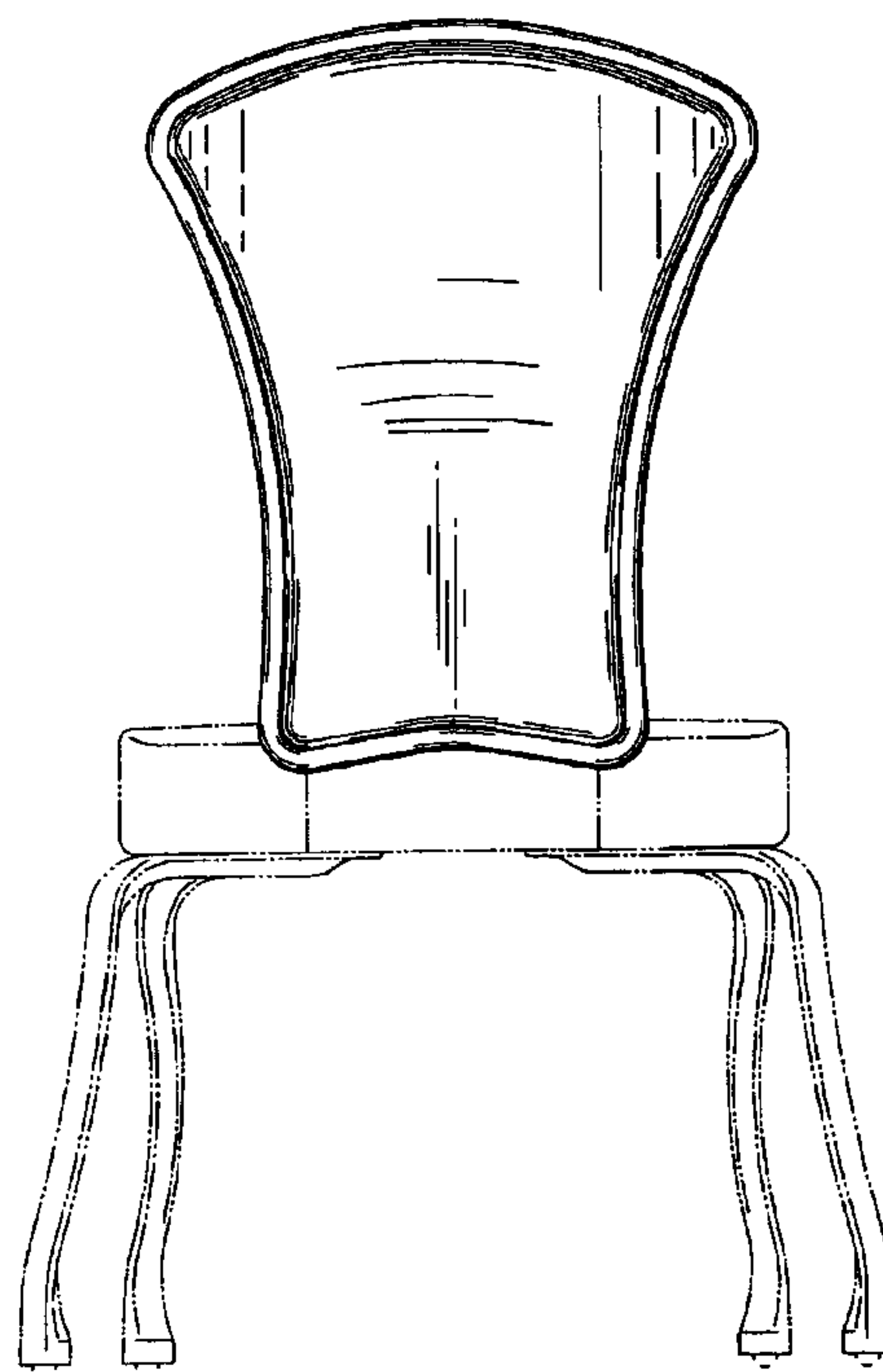
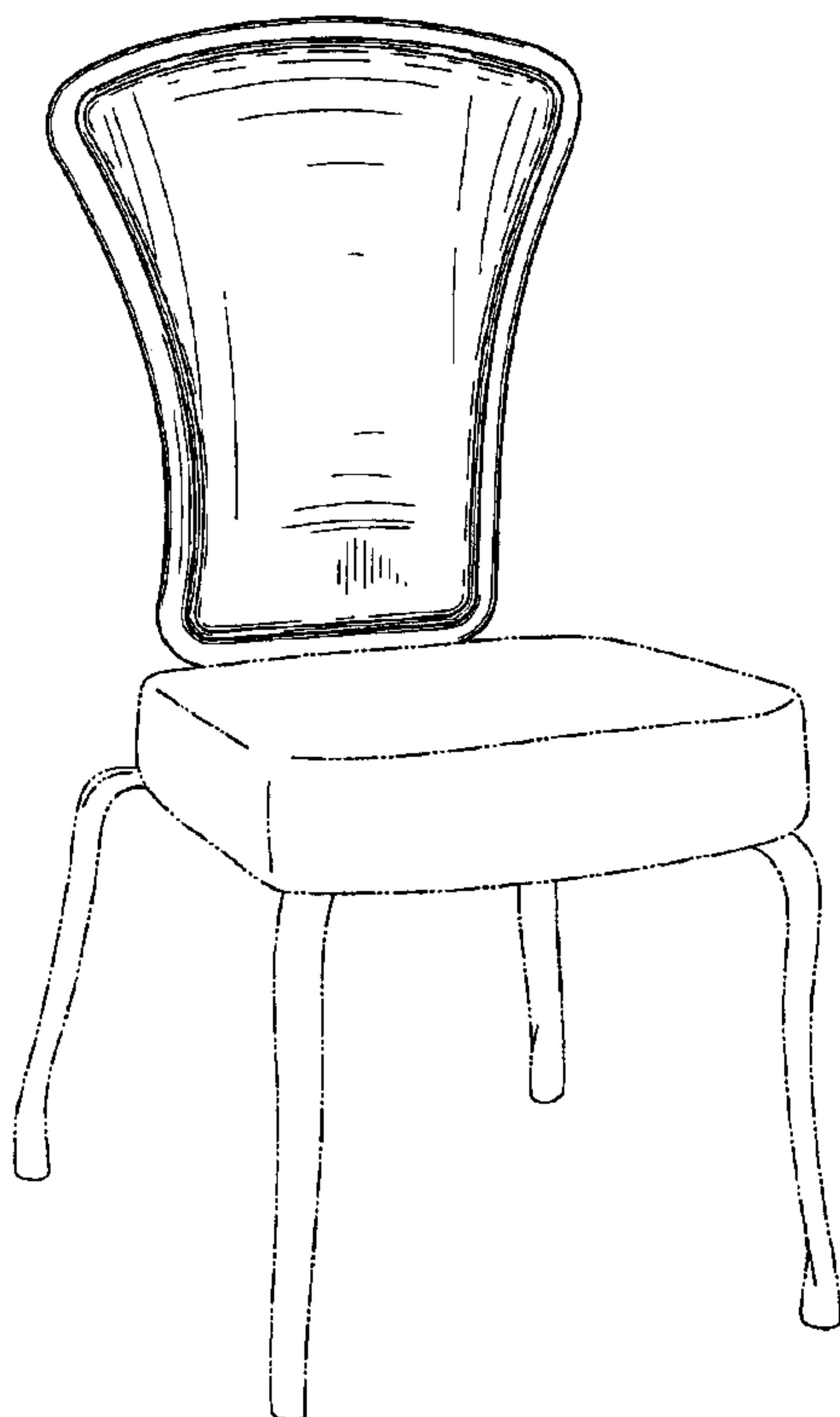


FIG. 1

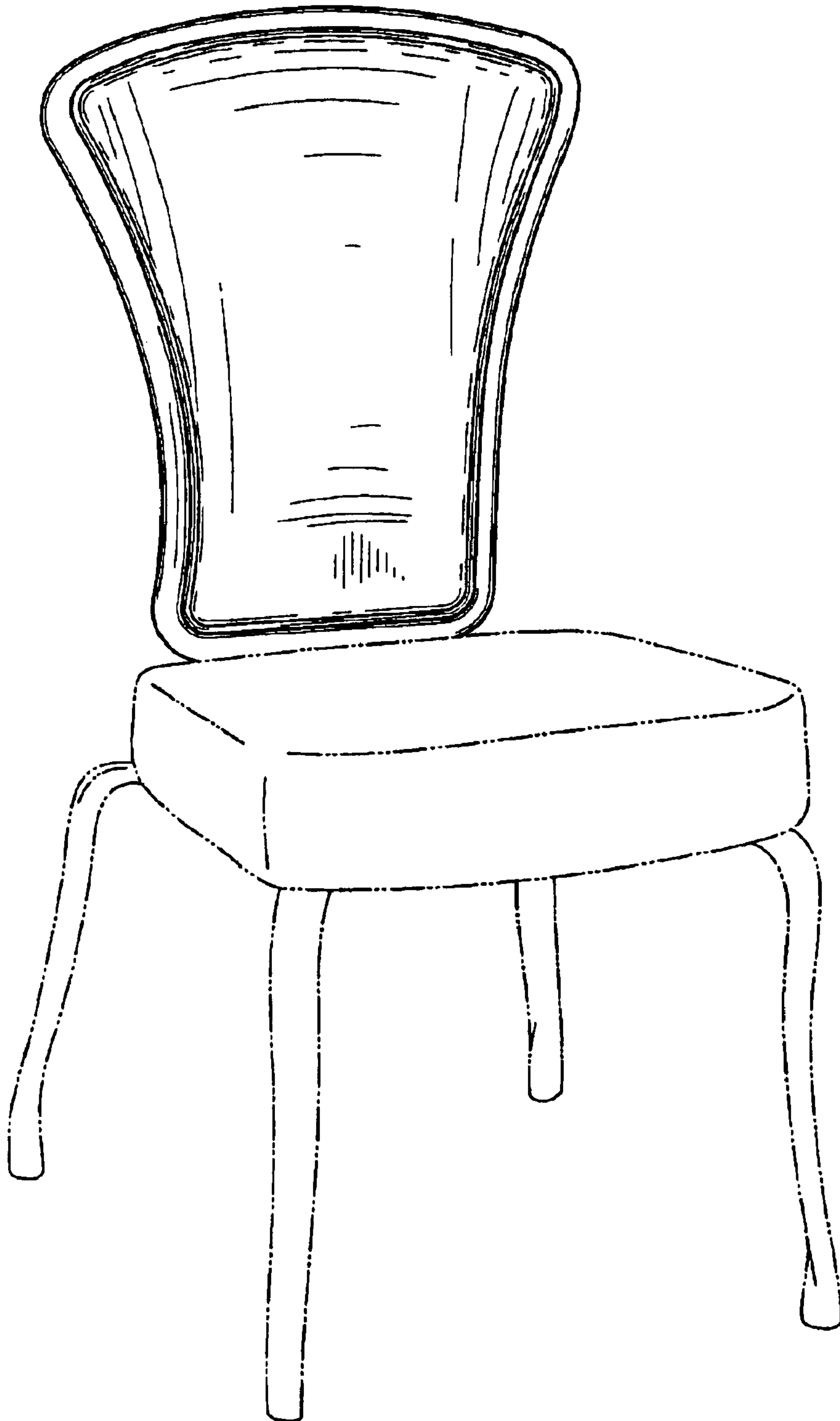


FIG. 2

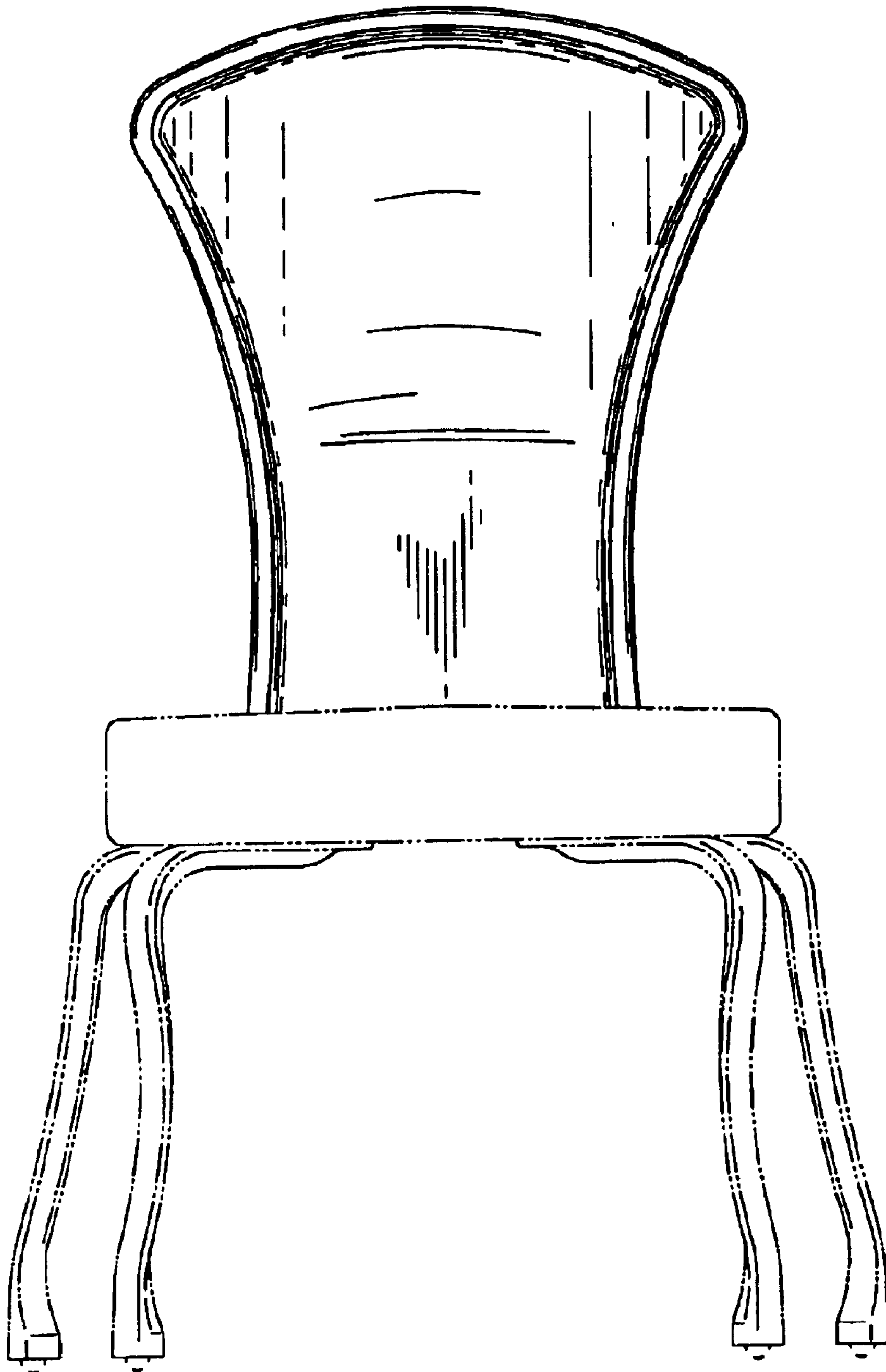


FIG. 3

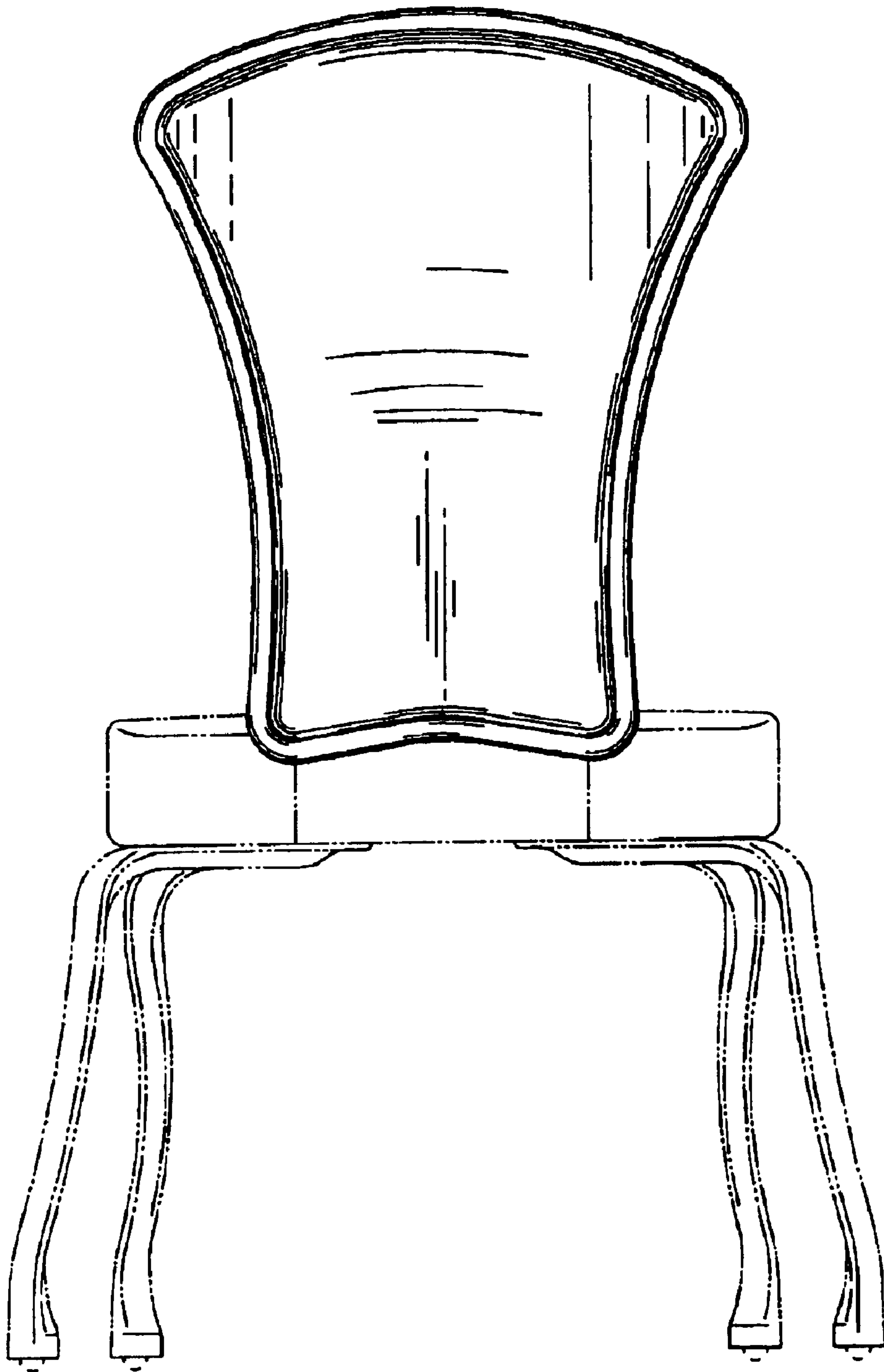


FIG. 4

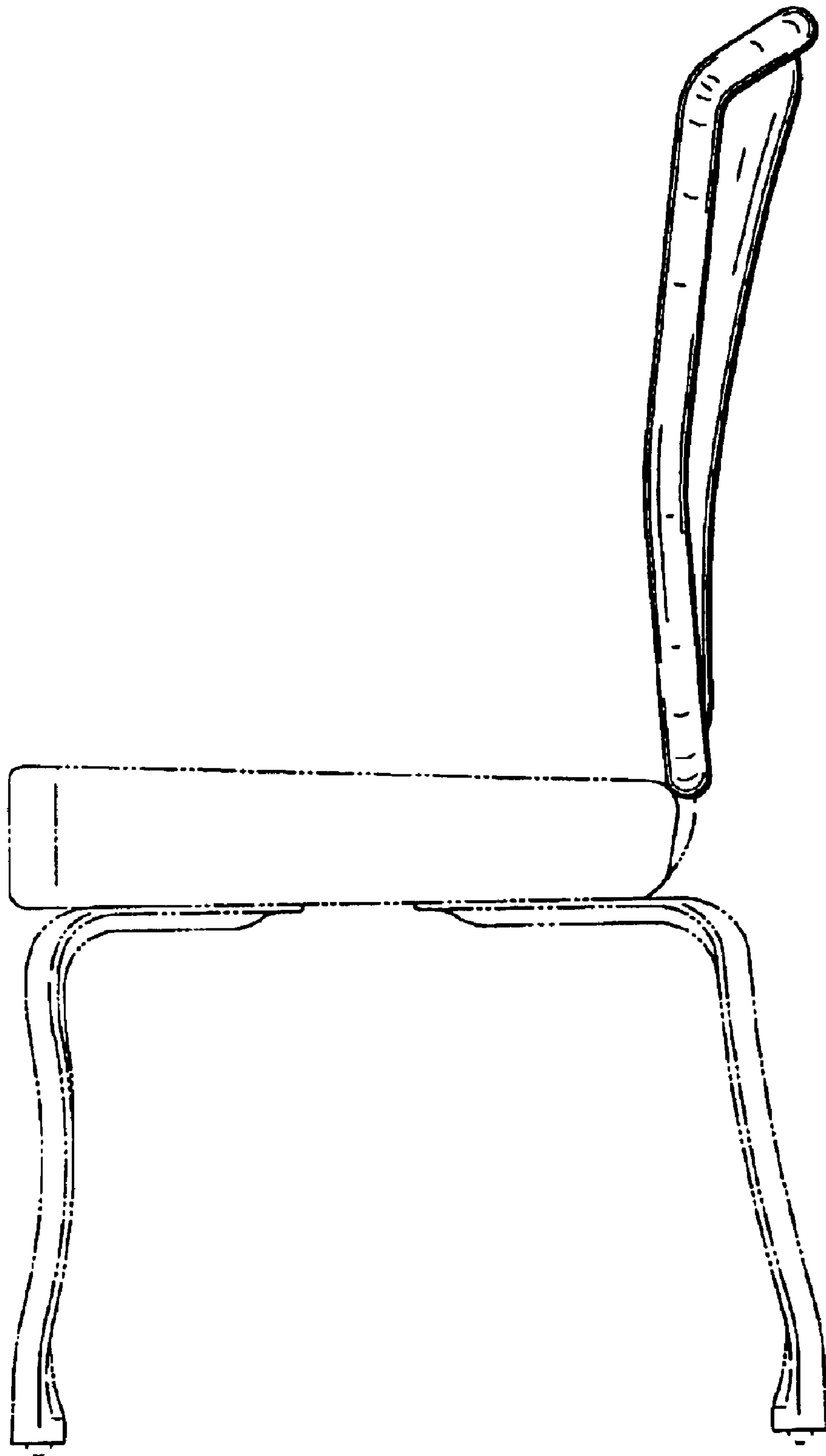


FIG. 5


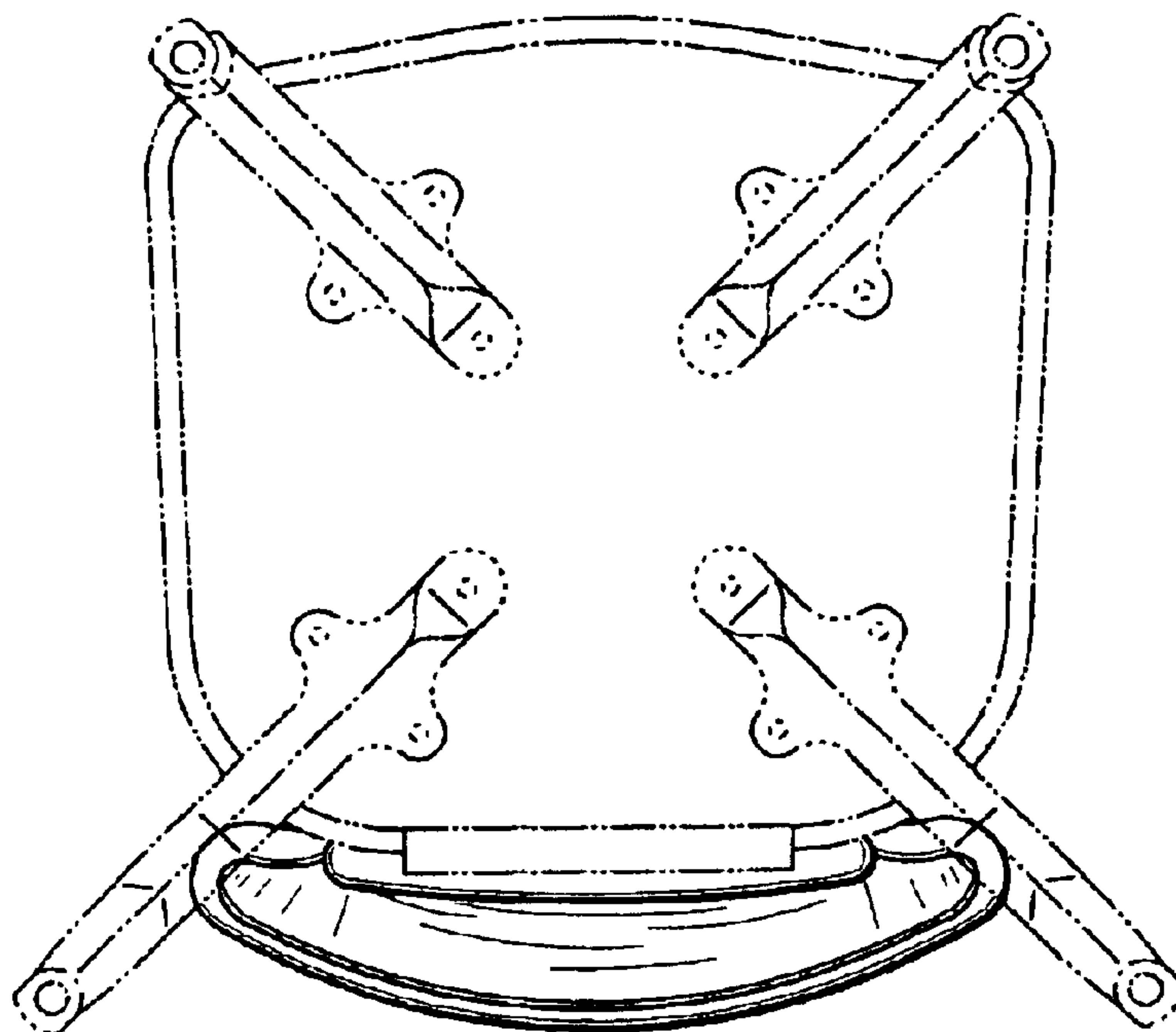


FIG. 6



UNITED STATES PATENT AND TRADEMARK OFFICE
CERTIFICATE OF CORRECTION

PATENT NO. : Des. 517,357 S
APPLICATION NO. : 29/186289
DATED : March 21, 2006
INVENTOR(S) : Mark E. Gasser

Page 1 of 1

It is certified that error appears in the above-identified patent and that said Letters Patent is hereby corrected as shown below:

****In the Description, Line 8, insert --in the drawing-- after “The broken lines shown.”**

Signed and Sealed this

Fourth Day of July, 2006

A handwritten signature in black ink on a light gray dotted background. The signature reads "Jon W. Dudas" in a cursive, stylized script. The "J" is large and loops around the "on". The "W" is formed by two connected 'v' shapes. The "D" is a large, rounded letter, and "udas" follows in a similar cursive style.

JON W. DUDAS

Director of the United States Patent and Trademark Office