



US00D517352S

(12) **United States Design Patent**
Wicha

(10) **Patent No.:** **US D517,352 S**
(45) **Date of Patent:** **** Mar. 21, 2006**

(54) **AUDIO/VIDEO STAND**

(75) **Inventor:** **Cristian R. Wicha**, Falls Church, VA (US)

(73) **Assignee:** **Becker Designed, Inc.**, Chantilly, VA (US)

(**) **Term:** **14 Years**

(21) **Appl. No.:** **29/224,952**

(22) **Filed:** **Mar. 10, 2005**

- D450,489 S 11/2001 Wong
- D454,731 S 3/2002 Niitsu
- D459,118 S 6/2002 Antonioni
- D476,173 S 6/2003 Wicha
- D477,159 S 7/2003 Niitsu
- D478,746 S 8/2003 Sumii
- D492,513 S 7/2004 Wicha
- D493,982 S 8/2004 deCarolus
- D494,781 S 8/2004 Wicha
- D495,533 S 9/2004 Wicha
- D496,545 S 9/2004 McDiarmid
- D498,617 S 11/2004 Murphy

Related U.S. Application Data

(63) Continuation of application No. 29/212,828, filed on Sep. 9, 2004, now Pat. No. Des. 505,808.

(51) **LOC (8) Cl.** **06-04**

(52) **U.S. Cl.** **D6/479; D6/511**

(58) **Field of Classification Search** D6/460, D6/461, 468, 474, 477-479, 407; 108/59, 108/91, 92, 96; 211/40, 41.12, 42, 49.1, 50, 211/85.2, 90.04, 187, 190, 119.003, 134.153, 211/87.01, 71.01; 312/9.1, 9.2, 9.46, 9.64, 312/9.8, 7.2; 206/307, 308.1
See application file for complete search history.

(56) **References Cited**

U.S. PATENT DOCUMENTS

- D367,782 S 3/1996 Kazama
- D405,630 S 2/1999 Wohlford
- D441,217 S 5/2001 Pépin et al.

Primary Examiner—Cathron C. Brooks

(74) *Attorney, Agent, or Firm*—Buchanan Ingersoll PC

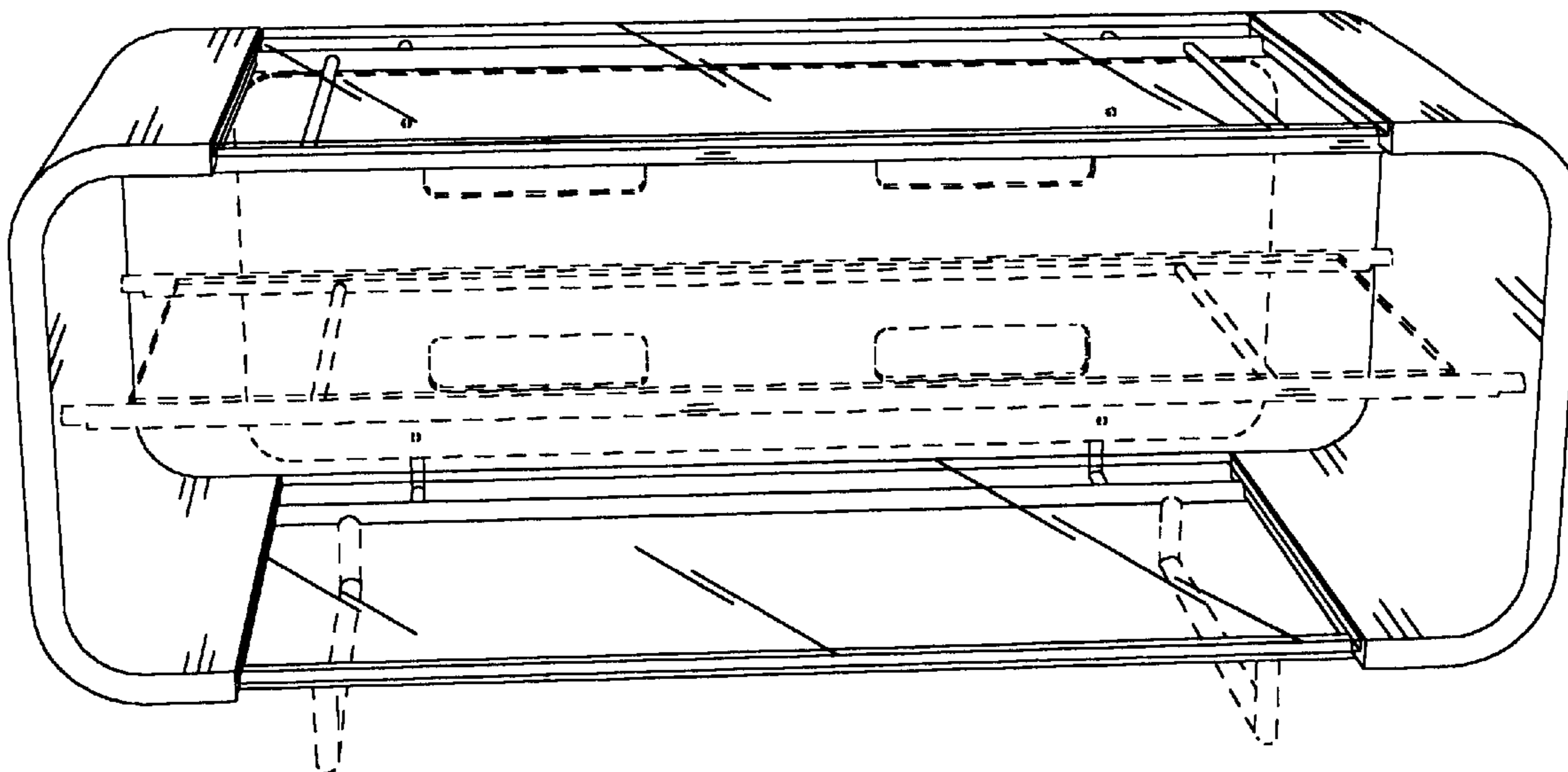
(57) **CLAIM**

The ornamental design for an audio/video stand, as shown and described.

DESCRIPTION

FIG. 1 is a perspective view of an audio/video stand showing my new design;
FIG. 2 is a front elevational view thereof;
FIG. 3 is a rear elevational view thereof;
FIG. 4 is a right side view thereof, the left side view being a mirror image;
FIG. 5 is a top view thereof; and,
FIG. 6 is a bottom view thereof.
The broken line showing of portions of the audio/video stand is for illustrative purposes only and forms no part of the claimed design.

1 Claim, 4 Drawing Sheets



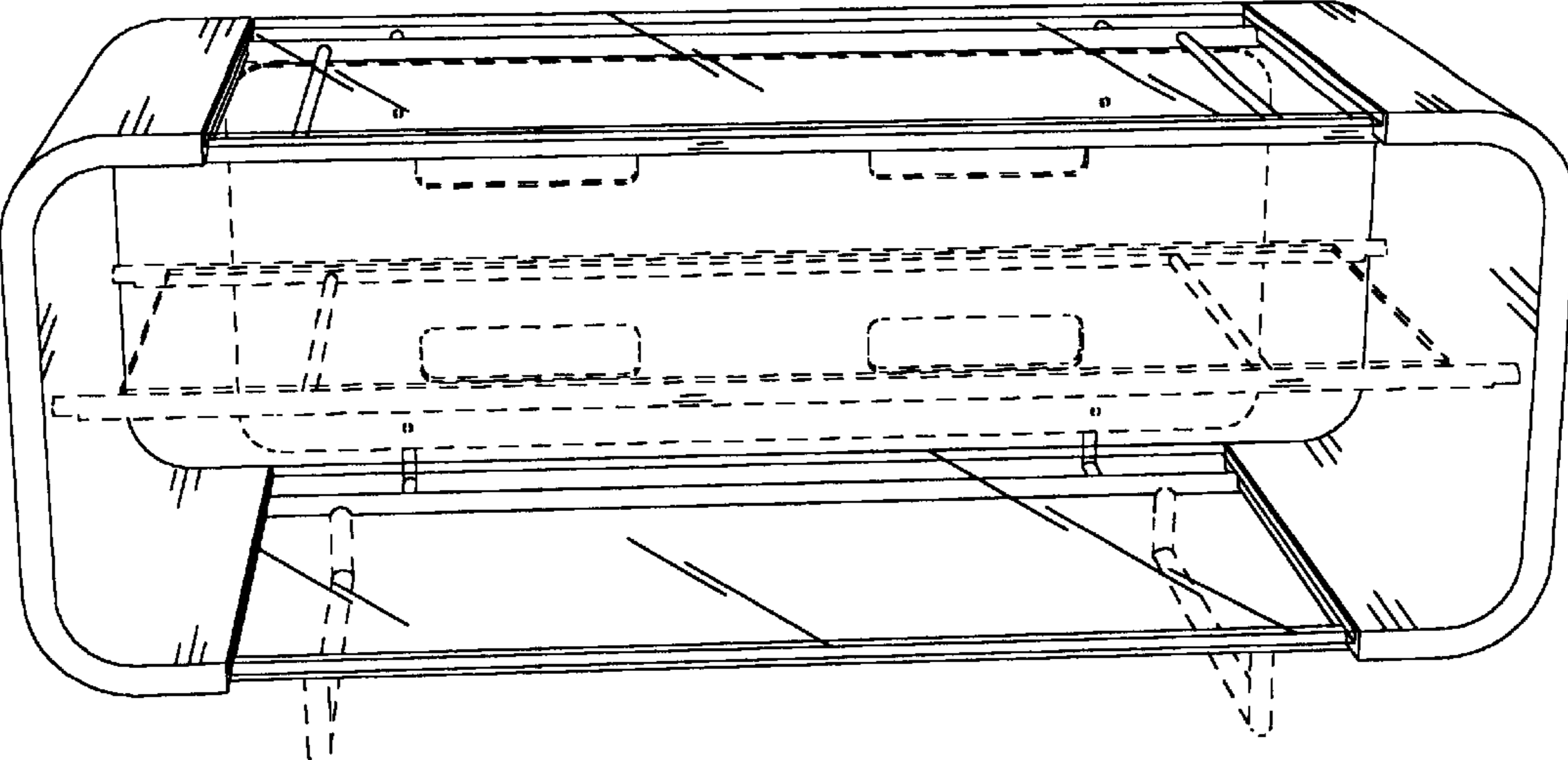


Fig. 1

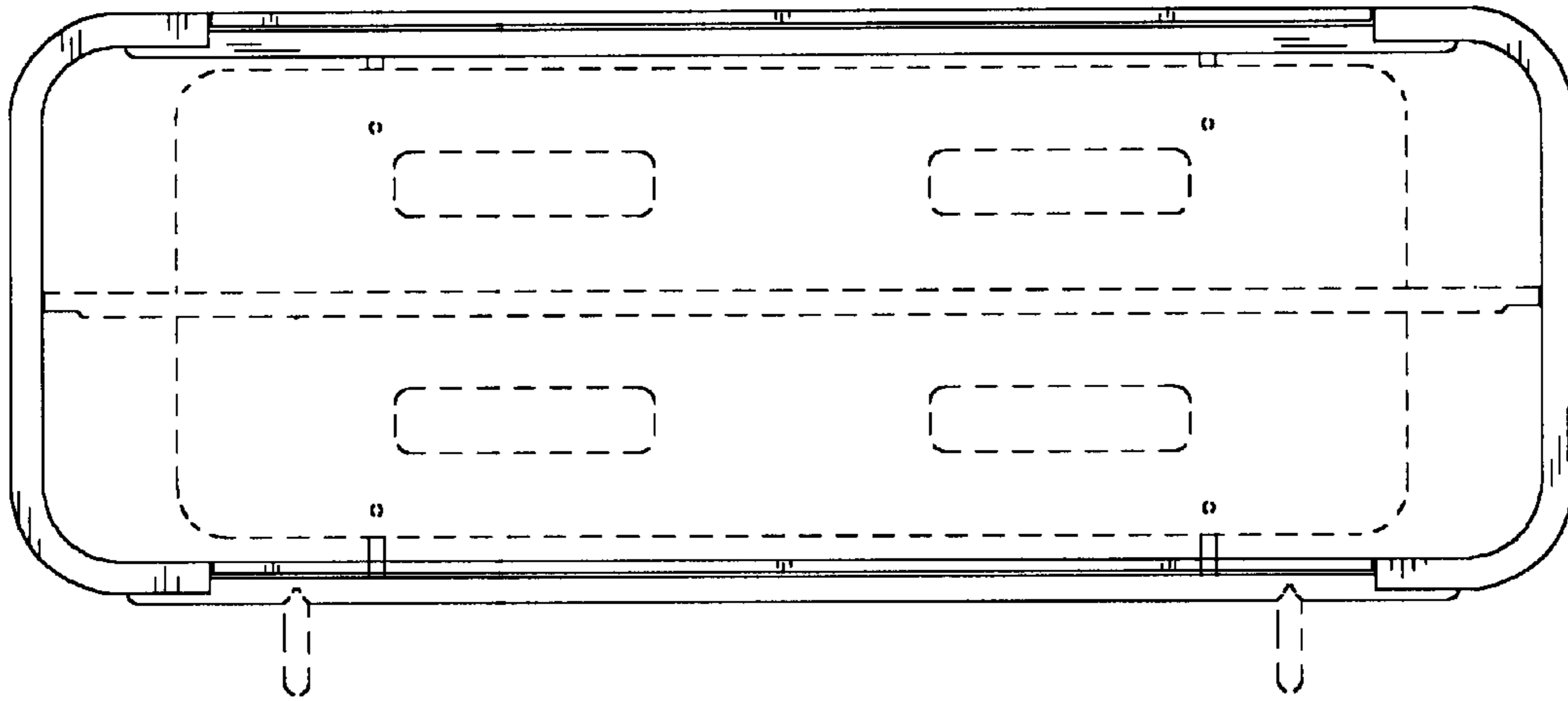


Fig. 2

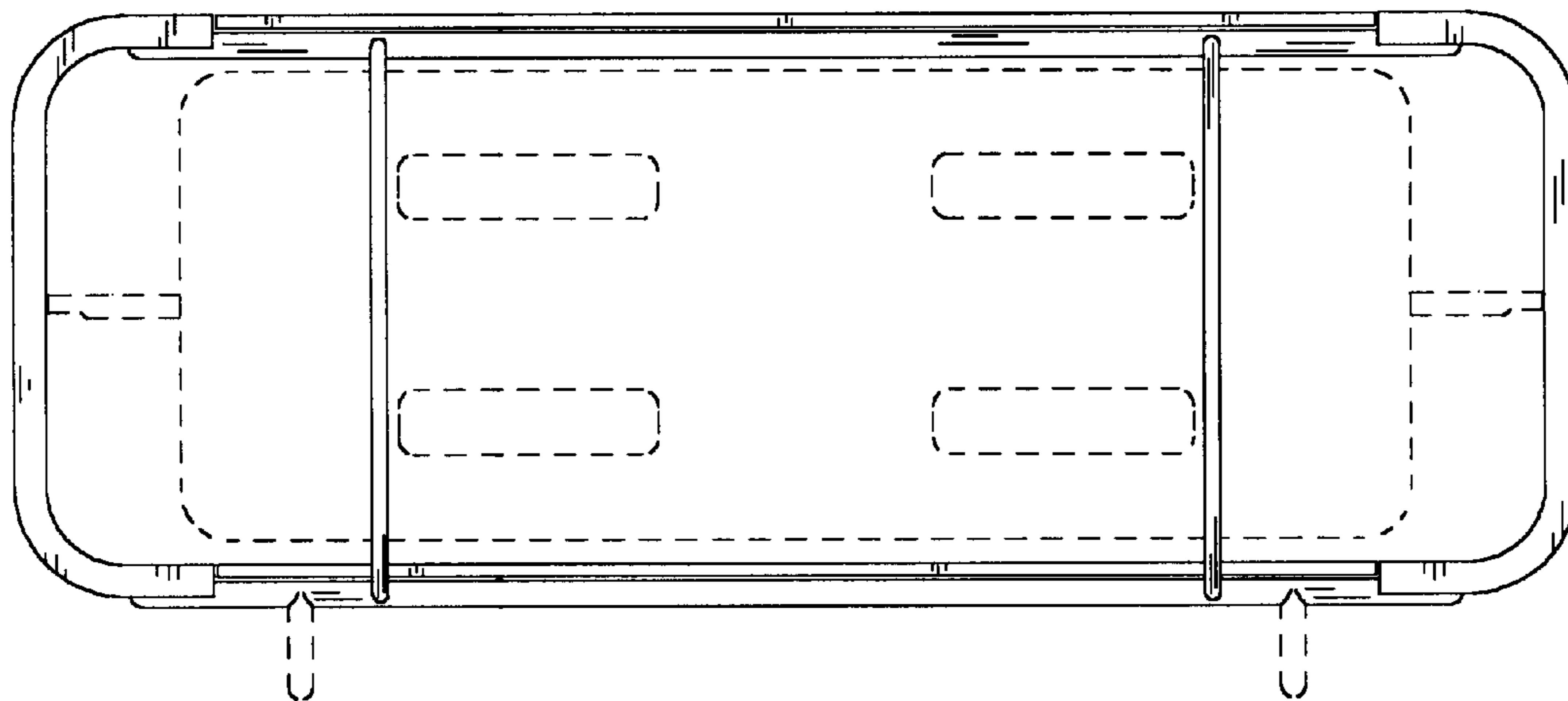


Fig. 3




Fig. 4

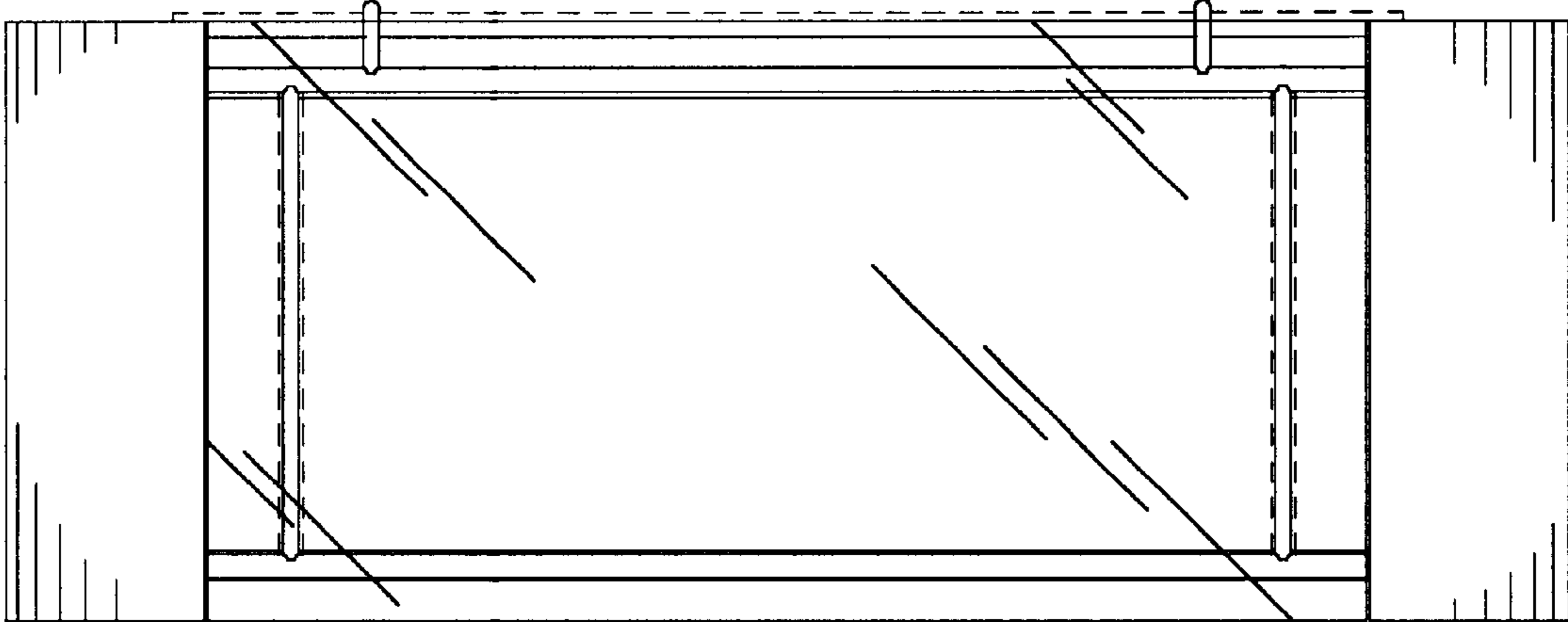


Fig. 5

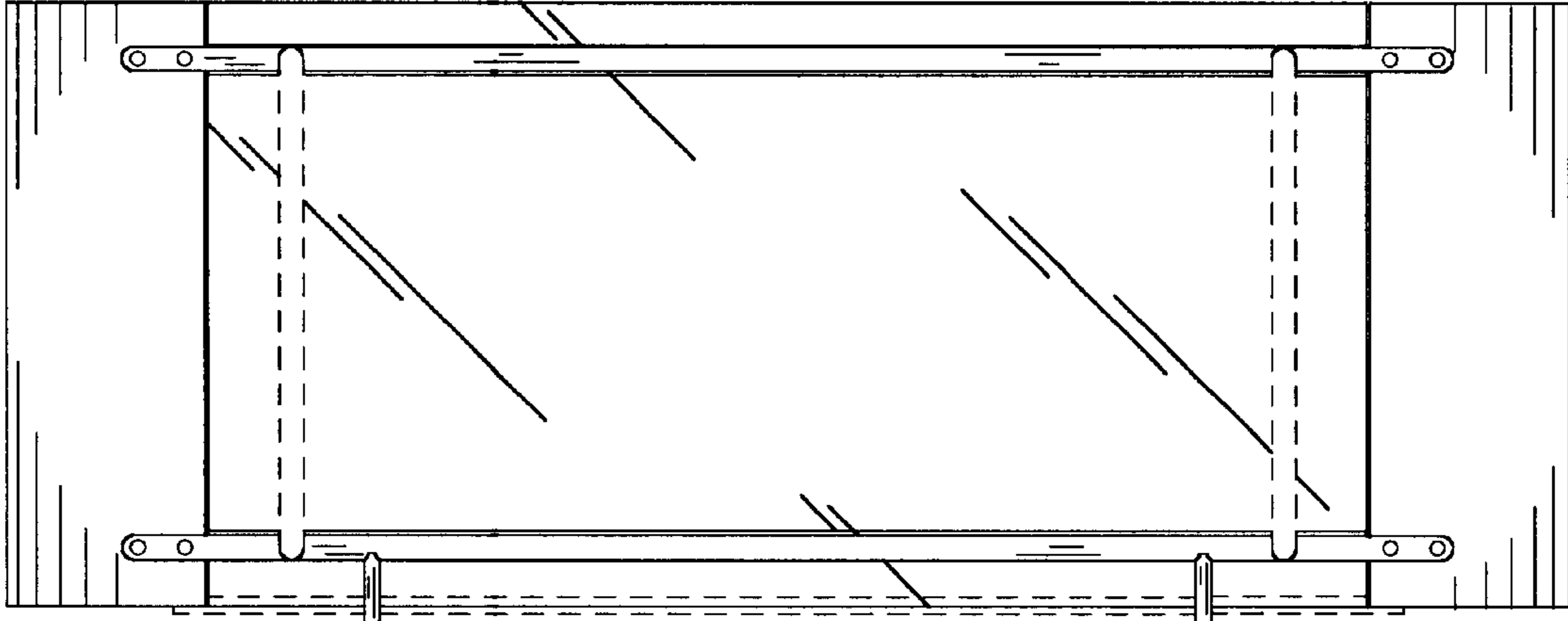


Fig. 6