



US00D517334S

(12) **United States Design Patent**
Jones

(10) **Patent No.:** **US D517,334 S**
(45) **Date of Patent:** **** Mar. 21, 2006**

- (54) **FABRIC PORTION OF A LOUNGE CHAIR HAVING A FACE OPENING IN THE FOOT SUPPORT END**
- (76) Inventor: **Thomas K. Jones**, 6300 Downey Finch Dr., Anchorage, AK (US) 99516
- (**) Term: **14 Years**
- (21) Appl. No.: **29/227,749**
- (22) Filed: **Apr. 15, 2005**
- (51) **LOC (8) Cl.** **06-01**
- (52) **U.S. Cl.** **D6/361**
- (58) **Field of Classification Search** D6/334, D6/335, 360, 361, 368, 369, 370, 374, 375, D6/500-502; 297/218.1, 283.3, 440.11, 452.63, 297/452.64; 5/110, 111, 112
See application file for complete search history.

- 6,059,365 A 5/2000 Diamond
- D429,421 S 8/2000 Hodge
- D445,576 S * 7/2001 Hanson D6/368
- D446,660 S * 8/2001 Puer D6/361
- 6,295,668 B1 10/2001 Nation
- D450,942 S 11/2001 Jones
- 6,588,034 B1 7/2003 Nation
- 2002/0079731 A1 6/2002 Sisti
- 2002/0095723 A1 * 7/2002 Nation 5/110
- 2004/0262970 A1 12/2004 D'Alessandro

* cited by examiner

Primary Examiner—Mimosa De
(74) *Attorney, Agent, or Firm*—Jacobson Holman PLLC

(57) **CLAIM**

The ornamental design for a fabric portion of a lounge chair having a face opening in the foot support end, as shown and described.

DESCRIPTION

FIG. 1 is a front perspective view showing my new design for a fabric portion of a lounge chair having a face opening in the foot support end, the portions shown in dotted lines being for illustrative purpose only forming no part of the present invention;

FIG. 2 is a right side perspective view thereof, the opposite side being a mirror image thereof, and the portions shown in dotted lines being for illustrative purpose only forming no part of the present invention;

FIG. 3 is a top view thereof, the portions shown in dotted lines being for illustrative purpose only forming no part of the present invention;

FIG. 4 is a bottom view thereof, the portions shown in dotted lines being for illustrative purpose only forming no part of the present invention;

FIG. 5 is a right side view thereof, the opposite end being a mirror image thereof; and,

FIG. 6 is a front view thereof, the rear view being a mirror image thereof.

1 Claim, 4 Drawing Sheets

(56) **References Cited**
U.S. PATENT DOCUMENTS

- 3,464,069 A * 9/1969 Bien 5/110
- 3,897,102 A * 7/1975 Lemaire 5/111
- D261,705 S * 11/1981 Land et al. D6/368
- 4,508,384 A 4/1985 Castelot et al.
- 4,606,086 A 8/1986 Rowland
- D293,516 S * 1/1988 Schultz D6/361
- 4,891,854 A 1/1990 Finkelstein
- D344,415 S * 2/1994 Gibbs D6/361
- 5,297,850 A 3/1994 Guleserian
- 5,339,471 A * 8/1994 Lanzara 5/110
- D352,635 S * 11/1994 Yoder D6/611
- D355,983 S * 3/1995 Mutch D6/361
- 5,438,715 A 8/1995 Jackman
- 5,624,157 A * 4/1997 Kostuk 297/218.1
- D381,524 S 7/1997 Gabriel
- D381,824 S 8/1997 Day et al.
- D400,722 S * 11/1998 Luther D6/361
- D414,048 S 9/1999 Adewale
- 5,946,749 A * 9/1999 Sewell 5/110
- 5,950,259 A * 9/1999 Boggs 5/111
- D416,697 S 11/1999 Germain

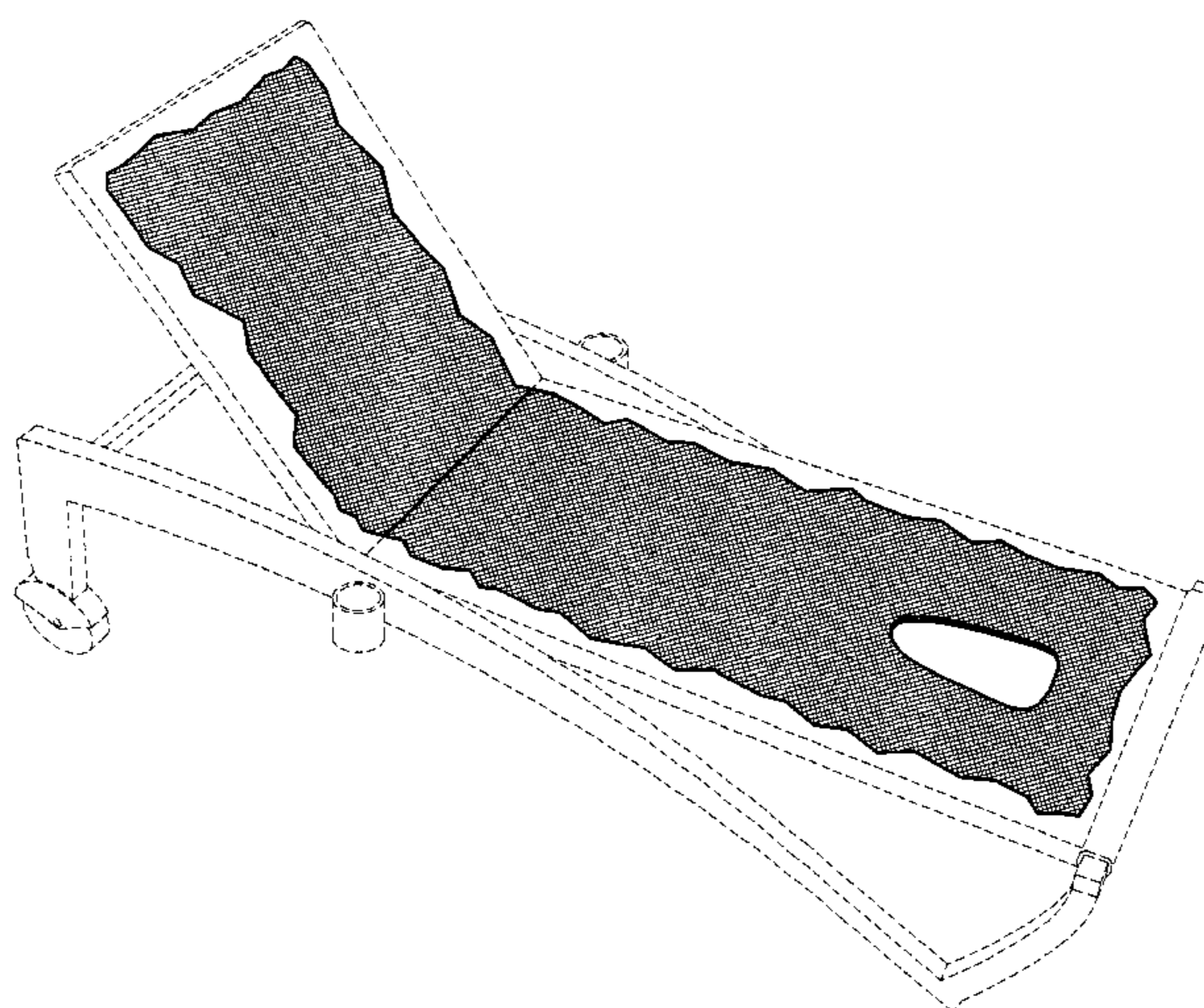


FIG. 1

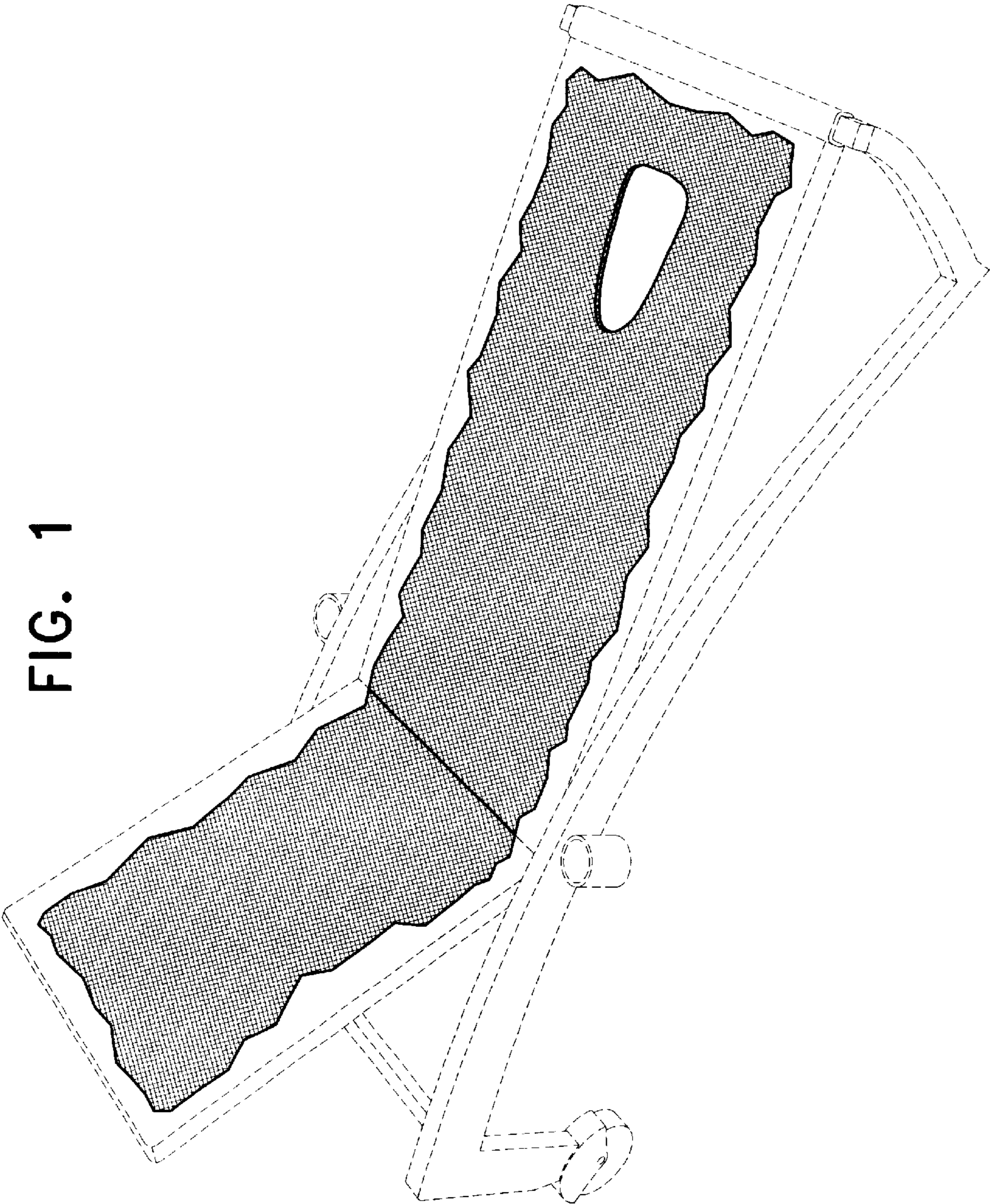


FIG. 2

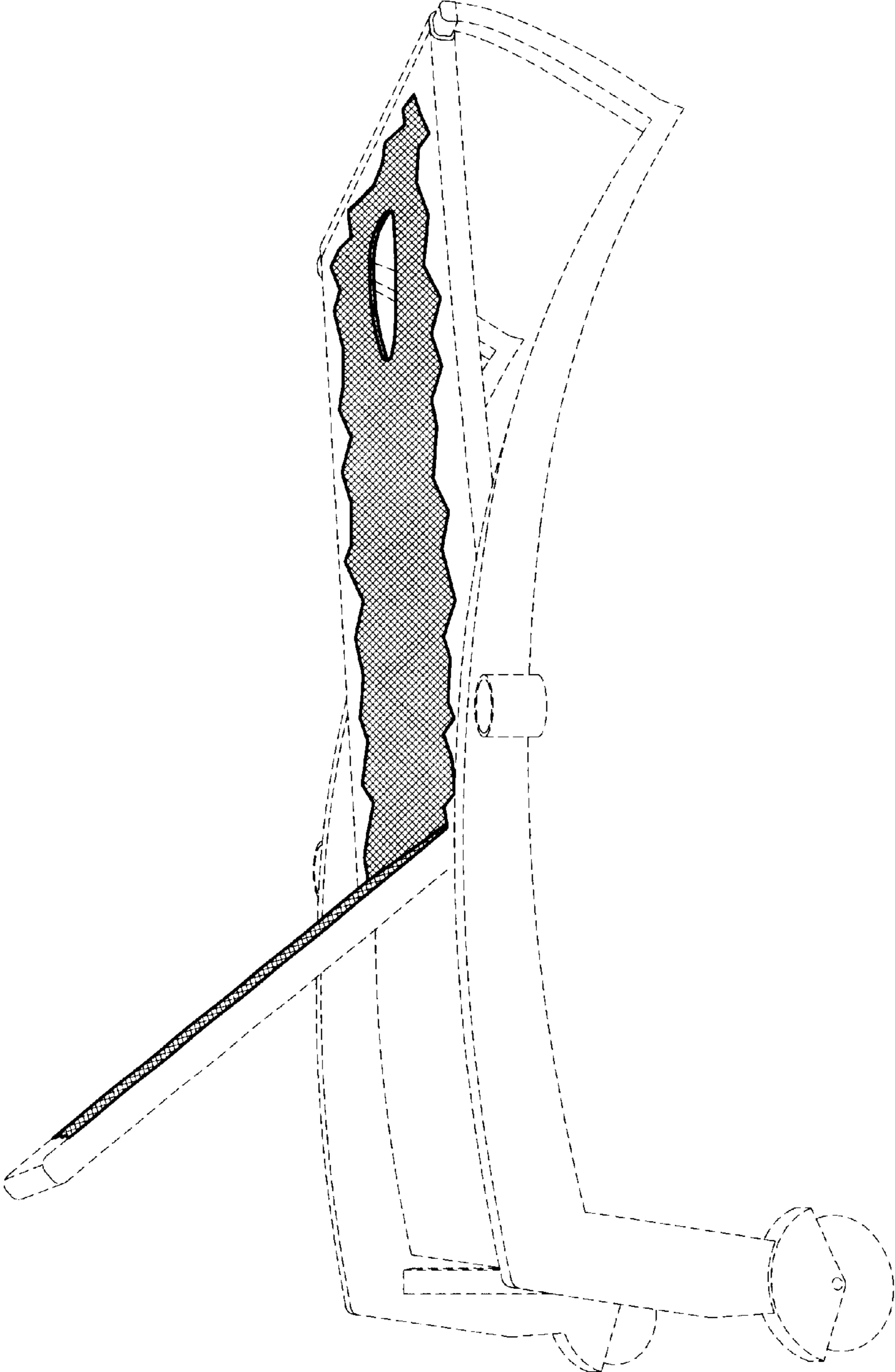


FIG. 3

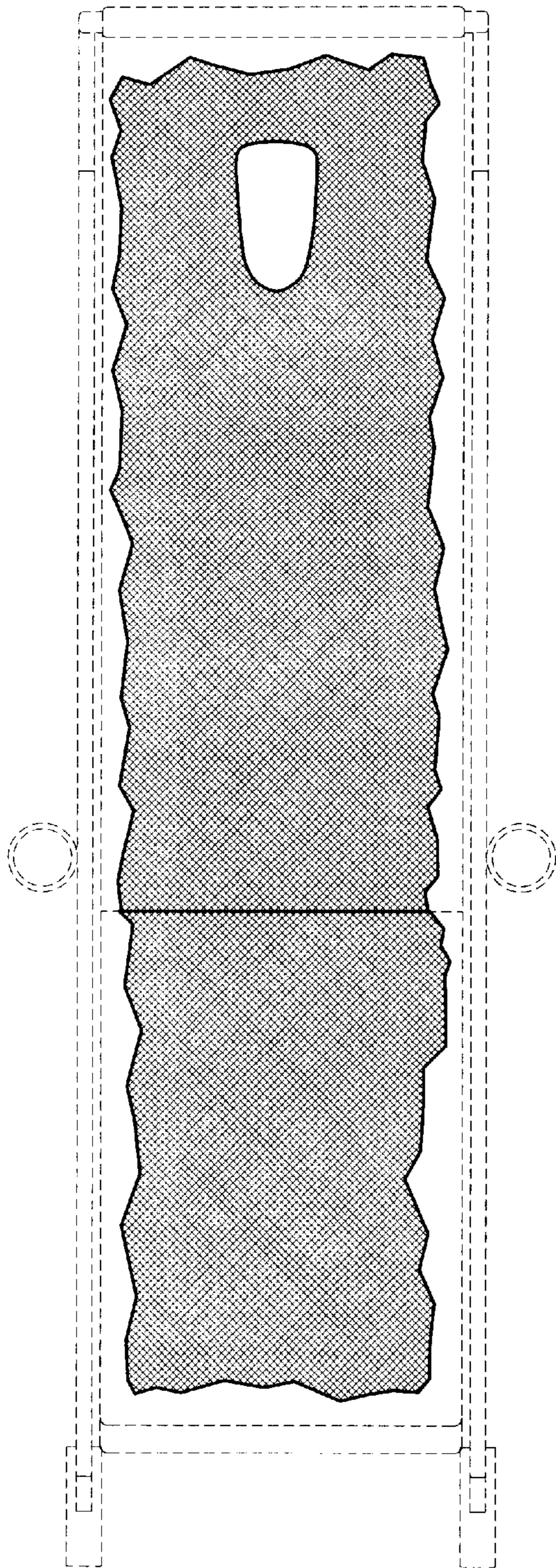


FIG. 4

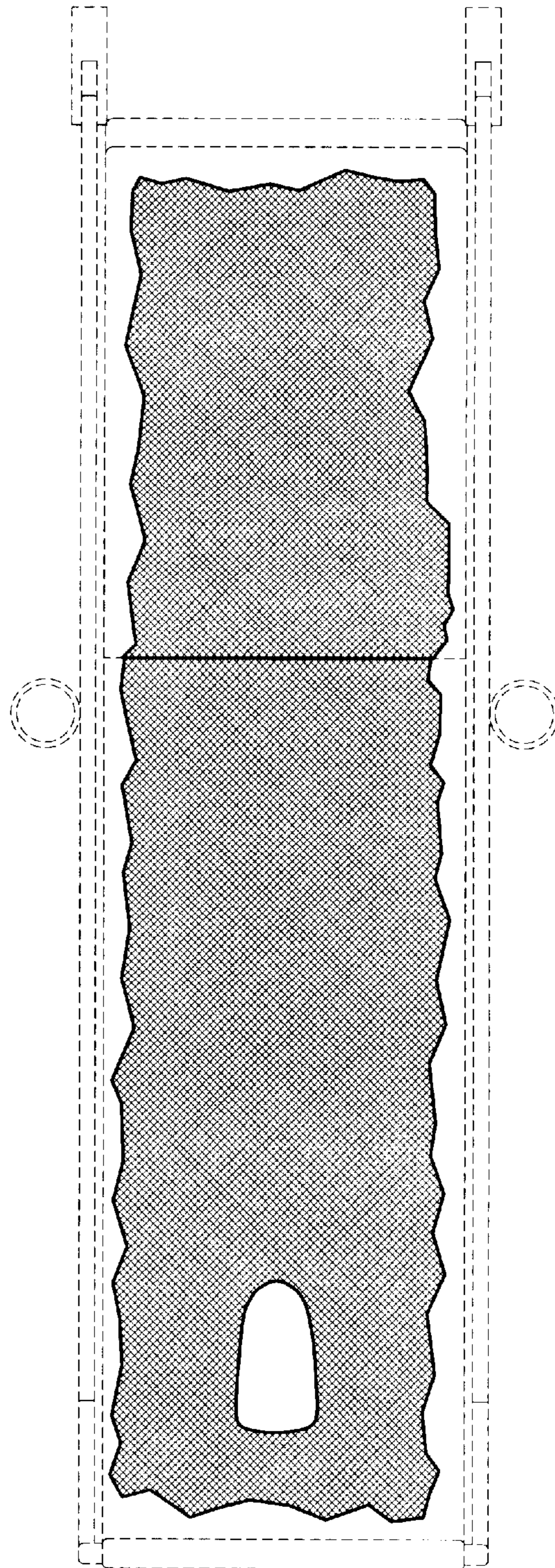


FIG. 5

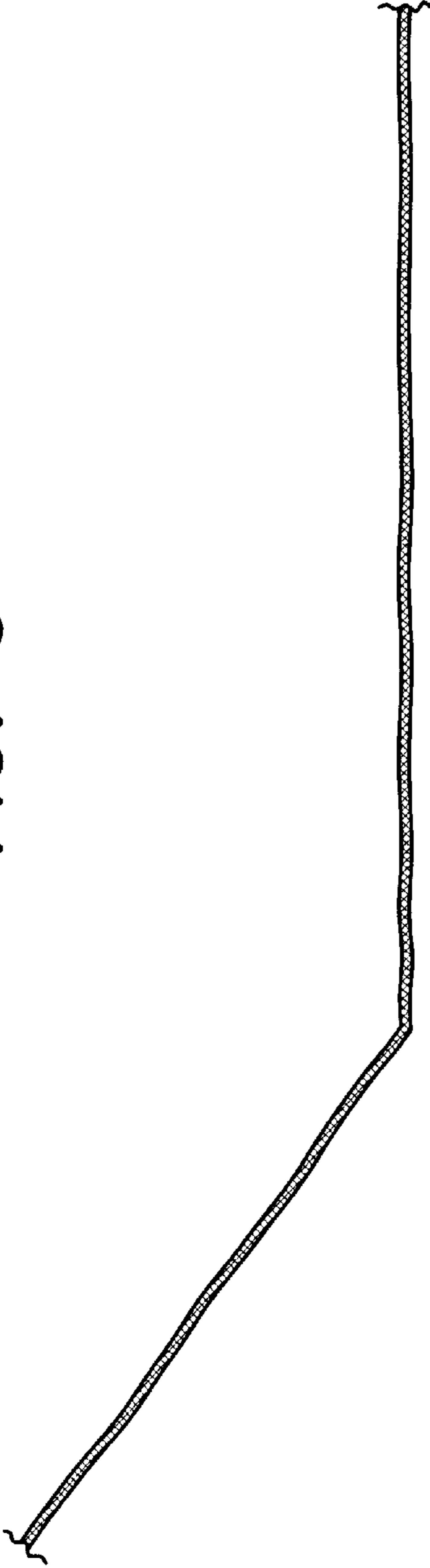


FIG. 6

