

US00D517329S

(12) **United States Design Patent**  
**Ortiz**

(10) **Patent No.:** **US D517,329 S**  
(45) **Date of Patent:** **\*\* Mar. 21, 2006**

(54) **PHOTO FRAME**

(76) **Inventor:** **Guillermo E. Ortiz**, P.O. Box 368,  
Black River Falls, WI (US) 54615

(\*\*) **Term:** **14 Years**

(21) **Appl. No.:** **29/206,979**

(22) **Filed:** **Jun. 7, 2004**

(51) **LOC (8) Cl.** ..... **06-07**

(52) **U.S. Cl.** ..... **D6/300**

(58) **Field of Classification Search** ..... D6/300-314,  
D6/444; 40/700, 711, 714, 715, 716, 719,  
40/720, 721, 722, 735, 738, 744, 745, 754,  
40/765, 768, 769, 790, 798, 597; D20/29-32,  
D20/10; D11/131, 133, 134, 135; 359/838,  
359/871, 872; 248/466-467; D28/64.1, 64.4  
See application file for complete search history.

(56) **References Cited**

**U.S. PATENT DOCUMENTS**

D343,736 S 2/1994 Ng ..... D6/300  
D479,742 S 9/2003 Hollingsworth ..... D23/366

2003/0233778 A1 12/2003 Gross ..... 40/711

*Primary Examiner*—Janice E. Seeger

*Assistant Examiner*—Sydney R. Buffalow

(74) *Attorney, Agent, or Firm*—Godfrey & Kahn, S.C.;  
Sonali S. Srivastava

(57) **CLAIM**

The ornamental design of a photo frame, as shown and described.

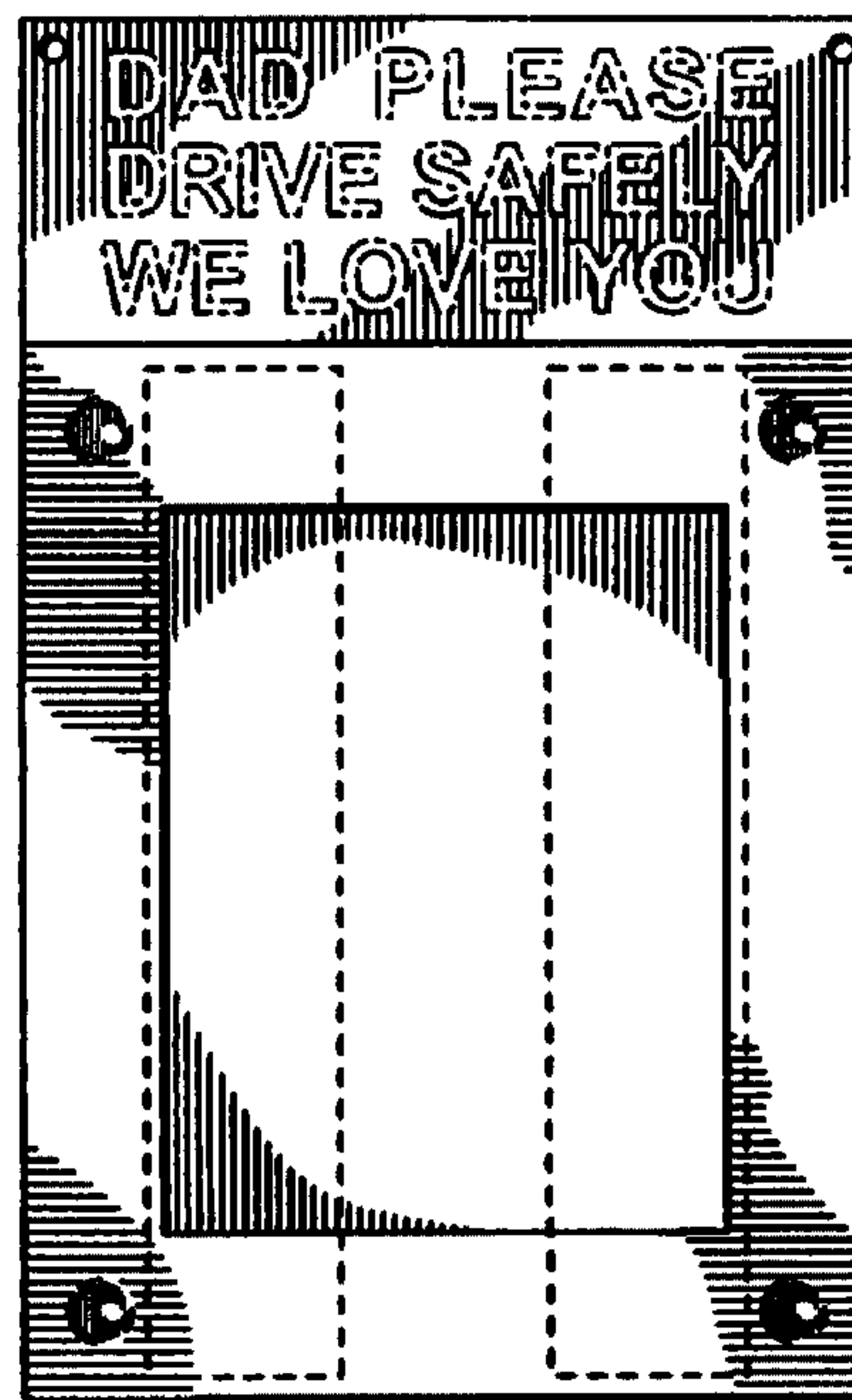

**DESCRIPTION**


FIG. 1 is a perspective view of the photo frame shown in FIG. 1 wherein a second photo frame as shown in FIGS. 1, 5 and 6 is removably attached to the first photo frame through the back ends of the first and second photo frames. FIG. 2 is a front plan view of the photo frame shown in FIG. 7.

FIG. 3 is a side plan view of the photo frame shown in FIG. 7; and,

FIG. 4 is top or bottom end view of the photo frame shown in FIG. 7.

**1 Claim, 2 Drawing Sheets**





**FIG. 1**

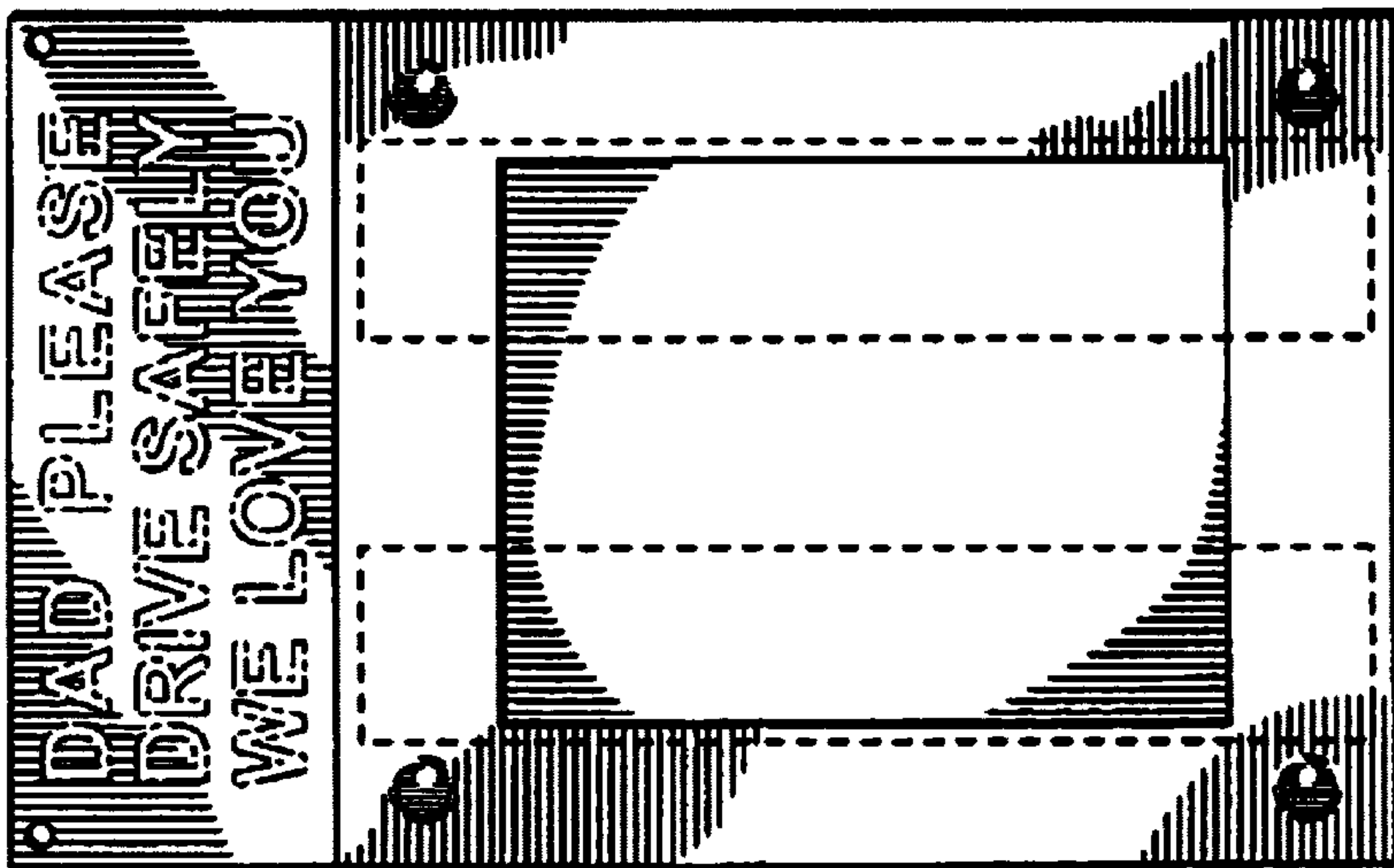


FIG. 2



FIG. 3



FIG. 4