



US00D517306S

(12) **United States Design Patent**  
**Hoeft**

(10) **Patent No.:** **US D517,306 S**  
(45) **Date of Patent:** **\*\* Mar. 21, 2006**

(54) **TOE CAP FOR A SHOE**  
(75) Inventor: **David William Hoeft**, Lebanon, PA  
(US)  
(73) Assignee: **Columbia Insurance Company**,  
Omaha, NE (US)  
(\*\*) Term: **14 Years**  
(21) Appl. No.: **29/214,313**  
(22) Filed: **Sep. 30, 2004**

3,561,142 A 2/1971 Streit, Sr. et al.  
4,231,170 A 11/1980 Griswold  
4,366,629 A 1/1983 Scherz  
4,562,652 A 1/1986 Hensler  
4,908,963 A 3/1990 Krajcir et al.  
4,995,174 A 2/1991 Hong et al.  
5,048,203 A 9/1991 Kling  
5,185,944 A 2/1993 Okajima  
5,499,459 A 3/1996 Tomaro  
5,526,584 A 6/1996 Bleimhofer et al.  
5,738,937 A 4/1998 Baychar  
D440,754 S \* 4/2001 Bathum ..... D2/972  
D449,153 S \* 10/2001 Rork et al. .... D2/913

(51) **LOC (8) Cl.** ..... **02-99**  
(52) **U.S. Cl.** ..... **D2/972**  
(58) **Field of Classification Search** ..... D2/909-913,  
D2/946, 972; 36/72 R  
See application file for complete search history.

\* cited by examiner

*Primary Examiner*—Dominic Simone  
(74) *Attorney, Agent, or Firm*—St. Onge Steward Johnston  
& Reens LLC

(56) **References Cited**  
U.S. PATENT DOCUMENTS

122,969 A \* 1/1872 Sage ..... 36/72 R  
1,872,025 A \* 8/1932 Baynard et al. .... 36/72 R  
1,974,543 A 9/1934 Reymond  
2,007,728 A \* 7/1935 Ranauro ..... 36/72 R  
2,046,217 A 6/1936 Strauss  
2,079,237 A 5/1937 Allard  
2,160,768 A 5/1939 Wasser  
2,344,069 A 3/1944 Wasser  
3,091,871 A 6/1963 Tronche  
3,175,310 A 3/1965 MacQuaid  
3,175,311 A 3/1965 MacQuaid  
3,191,321 A 6/1965 Brutting  
3,213,551 A 10/1965 Krauss  
3,407,518 A 10/1968 MacQuaid et al.  
3,525,165 A 8/1970 Randall, Jr.

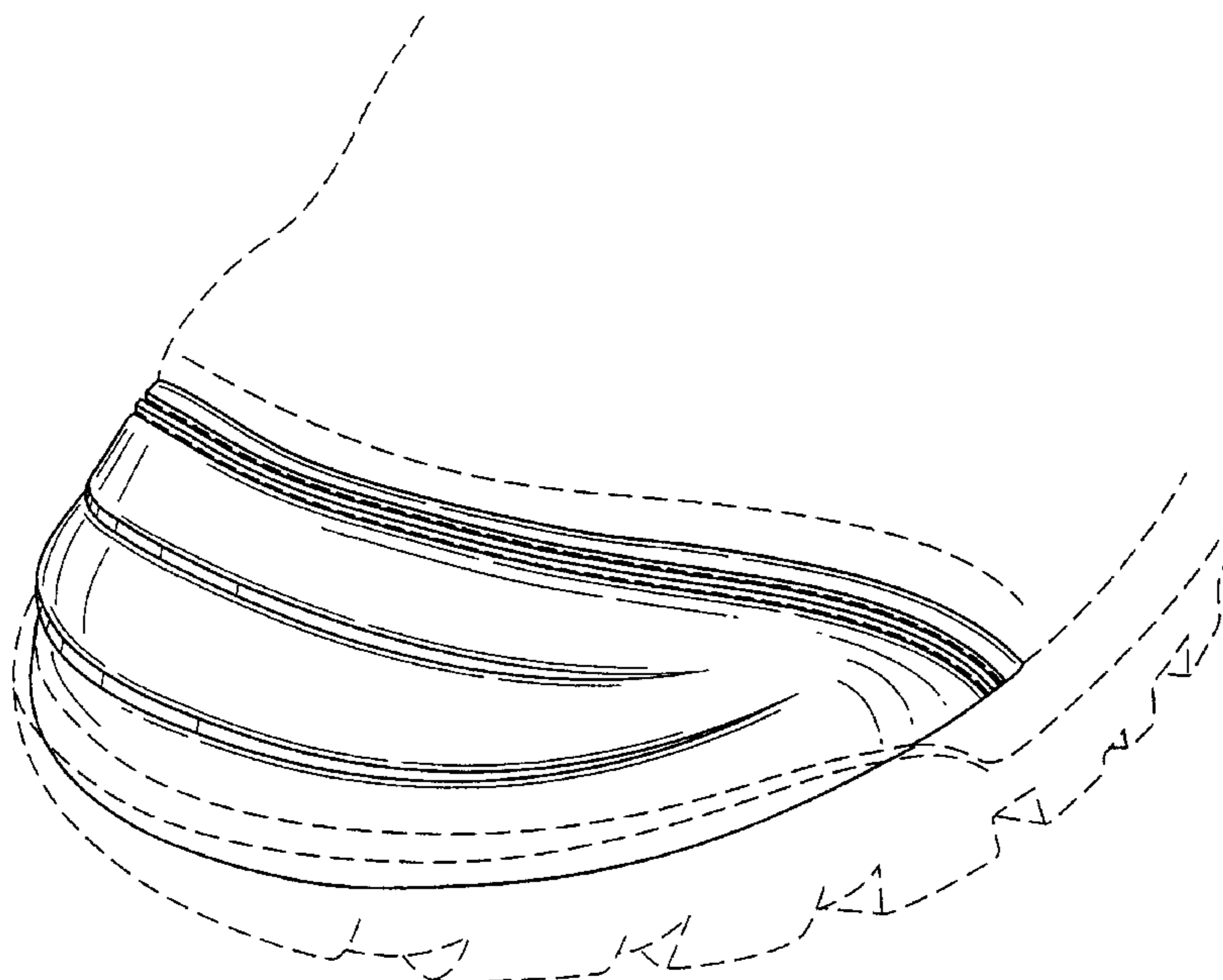
(57) **CLAIM**

I claim the ornamental design for toe cap for a shoe, as shown and described in the drawings.

**DESCRIPTION**

FIG. 1 is a front perspective view of a toe cap for a shoe in accordance with the new design;  
FIG. 2 is a front view of the toe cap in accordance with the new design shown in FIG. 1;  
FIG. 3 is a top view of the toe cap in accordance with the new design shown in FIGS. 1-2;  
FIG. 4 is a left side view of the toe cap in accordance with the new design shown in FIGS. 1-3; and,  
FIG. 5 is a right side view of the toe cap in accordance with the new design shown in FIGS. 1-4.

**1 Claim, 4 Drawing Sheets**



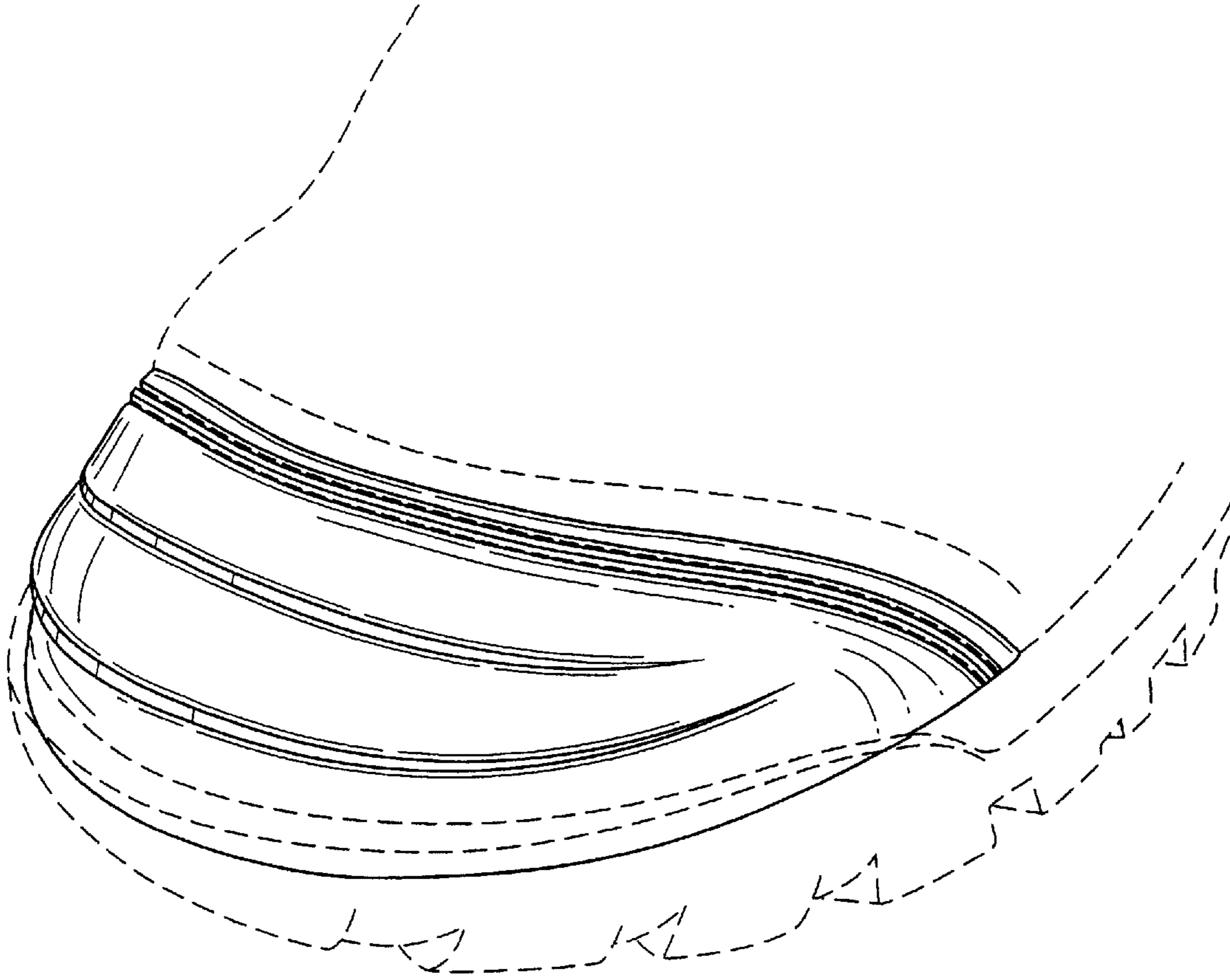


FIG. 1

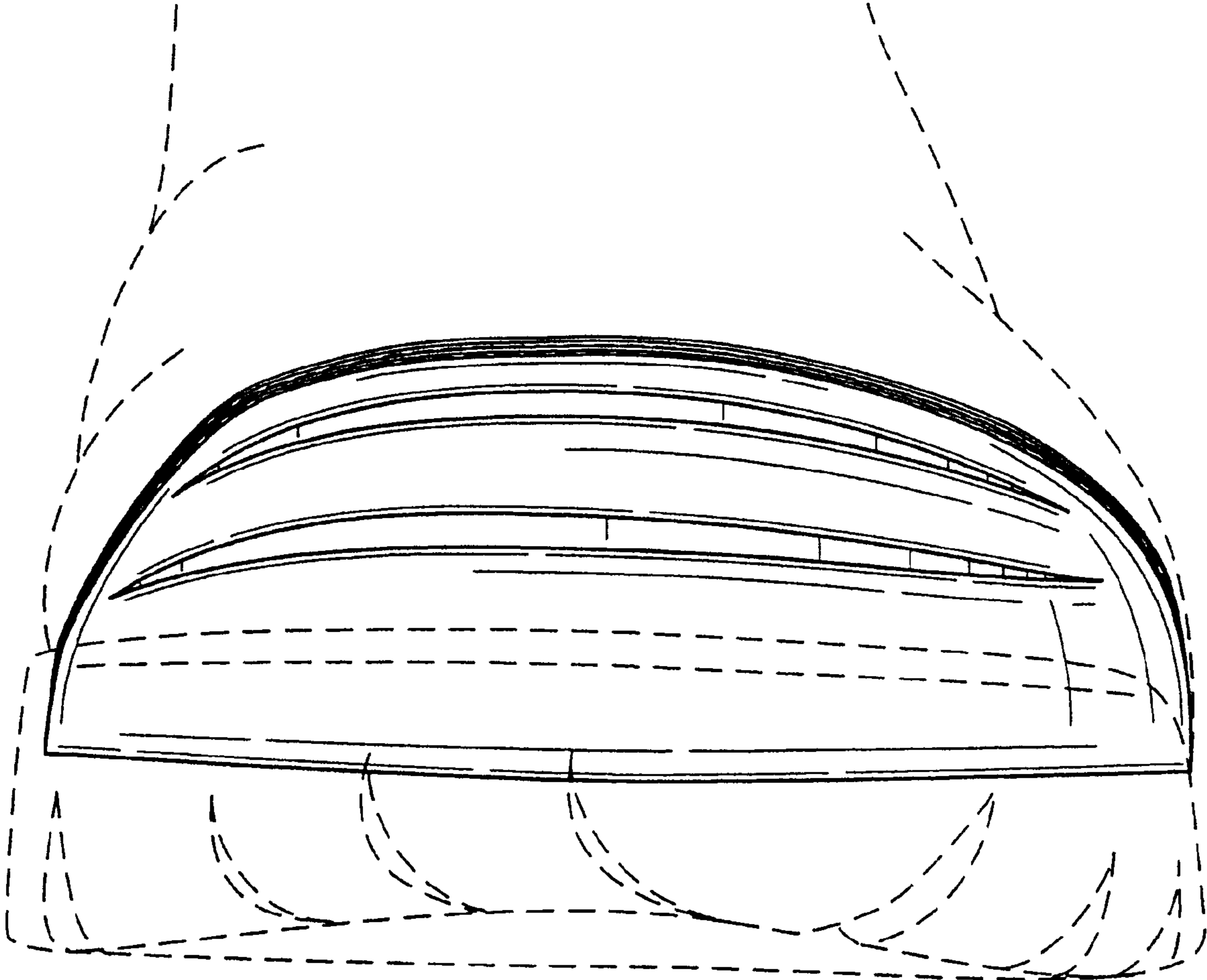


FIG. 2

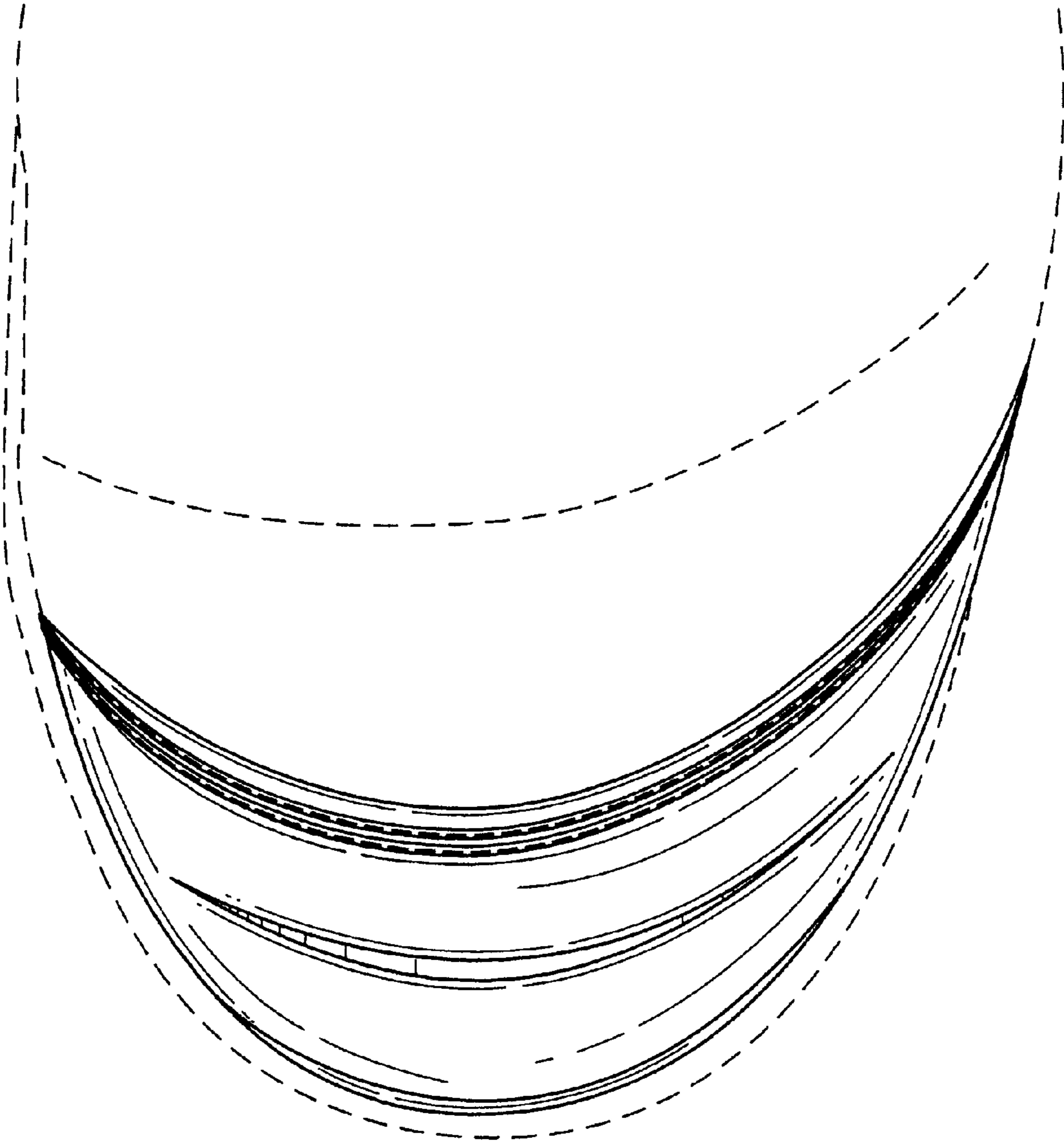


FIG. 3

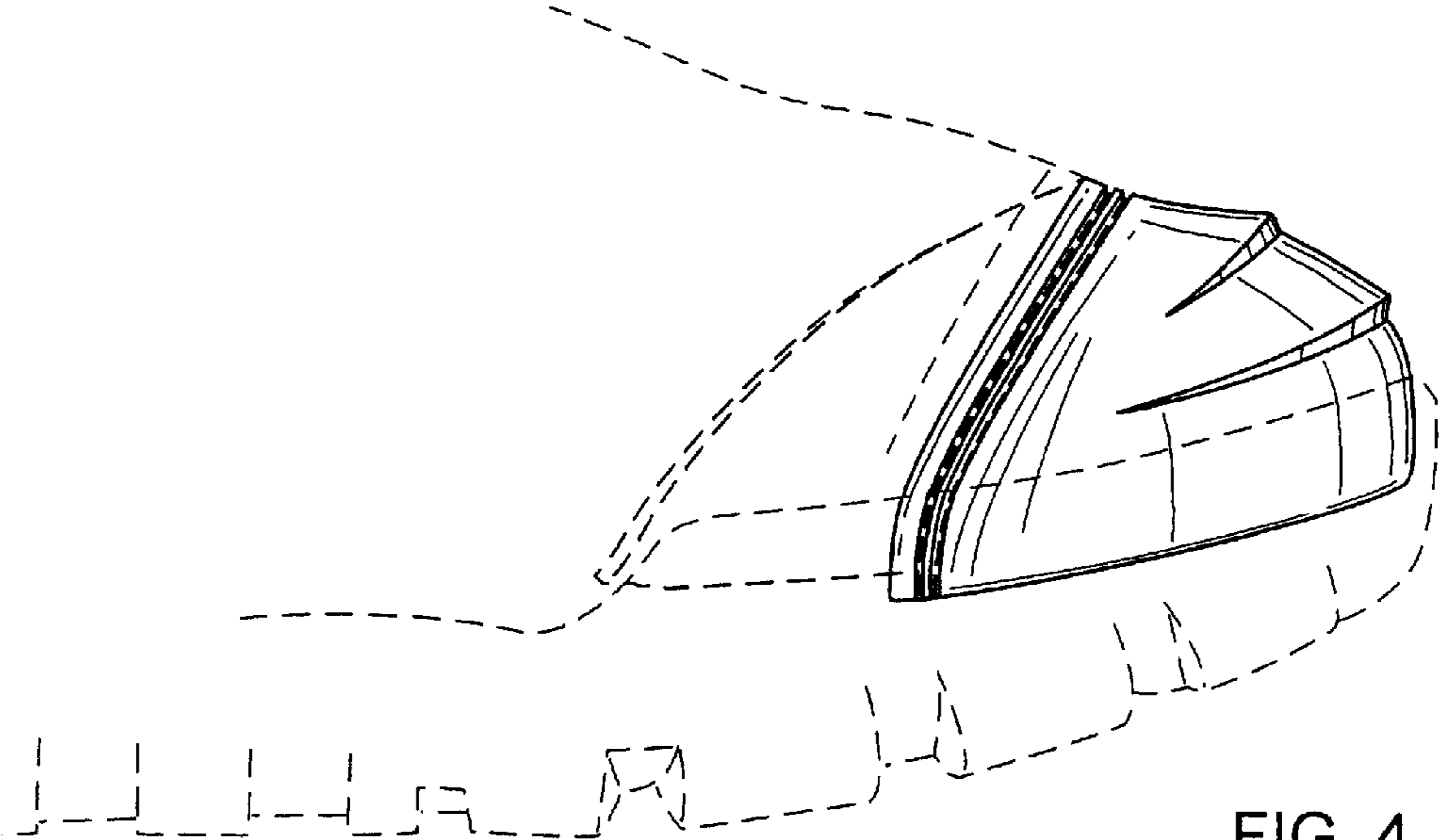


FIG. 4

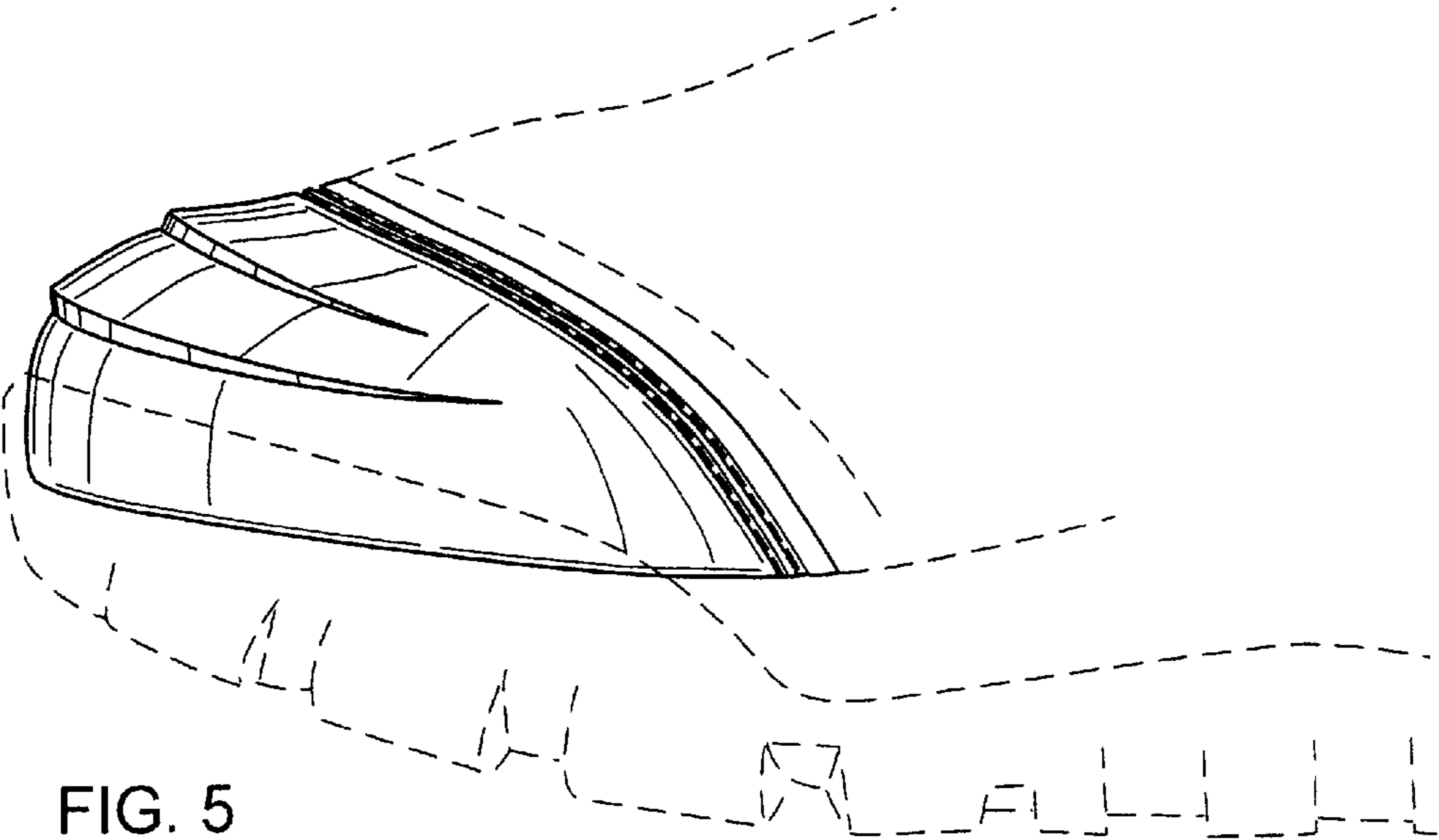


FIG. 5