



US00D517302S

(12) **United States Design Patent**
Ardissono

(10) **Patent No.:** **US D517,302 S**
(45) **Date of Patent:** **** Mar. 21, 2006**

(54) **FOOTWEAR UPPER**

(75) Inventor: **Cristian Ardissono**, Montebelluna (IT)

(73) Assignee: **Wolverine World Wide, Inc.**,
Rockford, MI (US)

(**) Term: **14 Years**

(21) Appl. No.: **29/217,320**

(22) Filed: **Nov. 16, 2004**

(51) **LOC (8) Cl.** **02-04**

(52) **U.S. Cl.** **D2/969; D2/907**

(58) **Field of Classification Search** D2/969,
D2/902, 907, 898, 943, 944

See application file for complete search history.

(56) **References Cited**

U.S. PATENT DOCUMENTS

| | | | | | |
|------------|---|---------|---------------|-------|--------|
| D466,683 S | * | 12/2002 | Chen | | D2/974 |
| D480,553 S | * | 10/2003 | Adams et al. | | D2/969 |
| D482,854 S | * | 12/2003 | Burg et al. | | D2/969 |
| D487,959 S | * | 4/2004 | Belley et al. | | D2/969 |
| D490,221 S | * | 5/2004 | Edauw | | D2/908 |
| D499,242 S | * | 12/2004 | Adams et al. | | D2/969 |
| D503,849 S | * | 4/2005 | Matis et al. | | D2/969 |
| D504,209 S | * | 4/2005 | Matis et al. | | D2/969 |
| D505,250 S | * | 5/2005 | Adams et al. | | D2/969 |

OTHER PUBLICATIONS

Merrell Spring 2004 Catalog, p. 12.

* cited by examiner

Primary Examiner—Stella Reid

Assistant Examiner—Rashida C. McCoy

(74) *Attorney, Agent, or Firm*—Warner Norcross & Judd

(57) **CLAIM**

The ornamental design for footwear upper, as shown and described.

DESCRIPTION

FIG. 1 is a perspective view of the footwear upper embodying the new design;

FIG. 2 is a top plan view thereof;

FIG. 3 is a right side elevational view thereof;

FIG. 4 is a left side elevational view thereof;

FIG. 5 is a front elevational view thereof; and,

FIG. 6 is a rear elevational view thereof.

FIGS. 1–6 show features of an article of footwear in phantom lines. These features are shown for environmental purposes and do not form any part of the claimed design. Further, the phantom lines immediately adjacent the solid-line portions of the design form the boundary of the design, with the phantom lines forming no part of the claimed design.

1 Claim, 4 Drawing Sheets






Fig.1

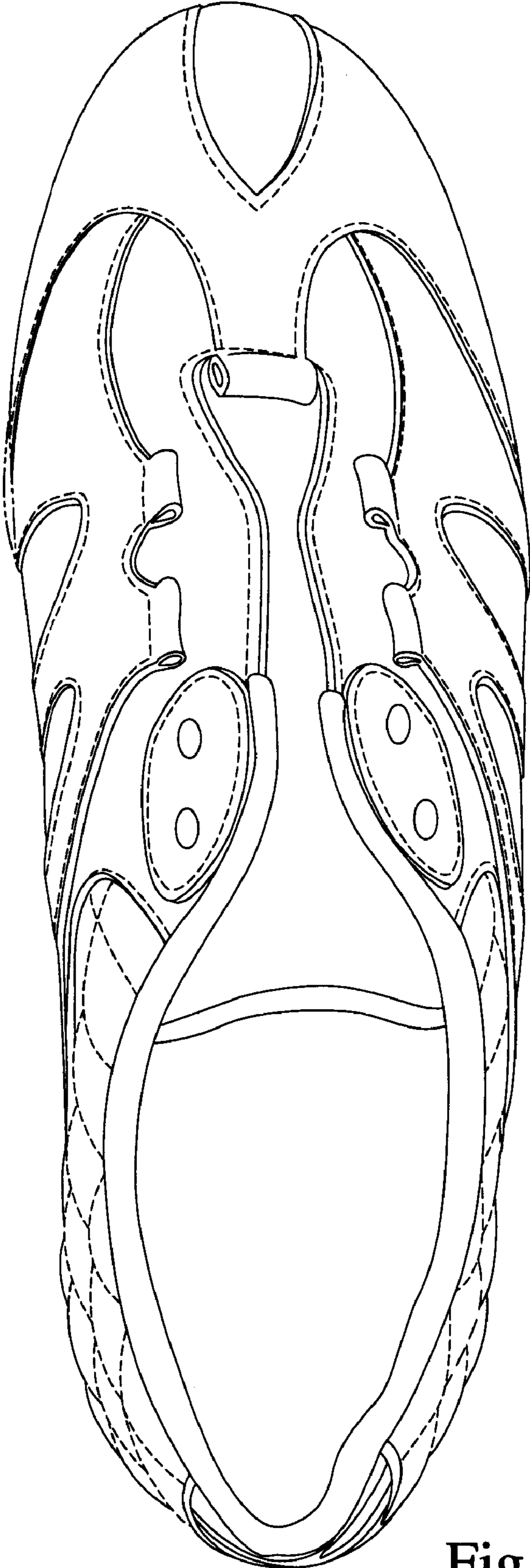


Fig.2

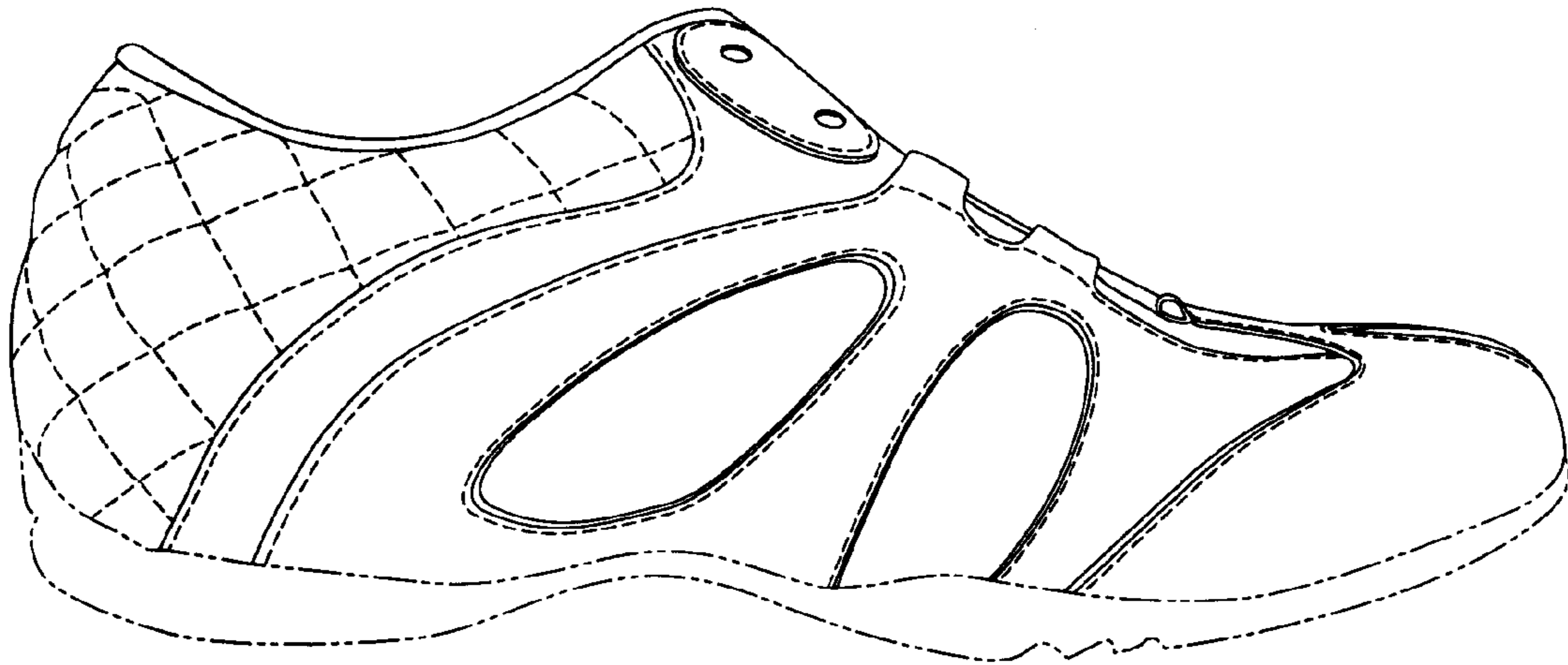


Fig.3

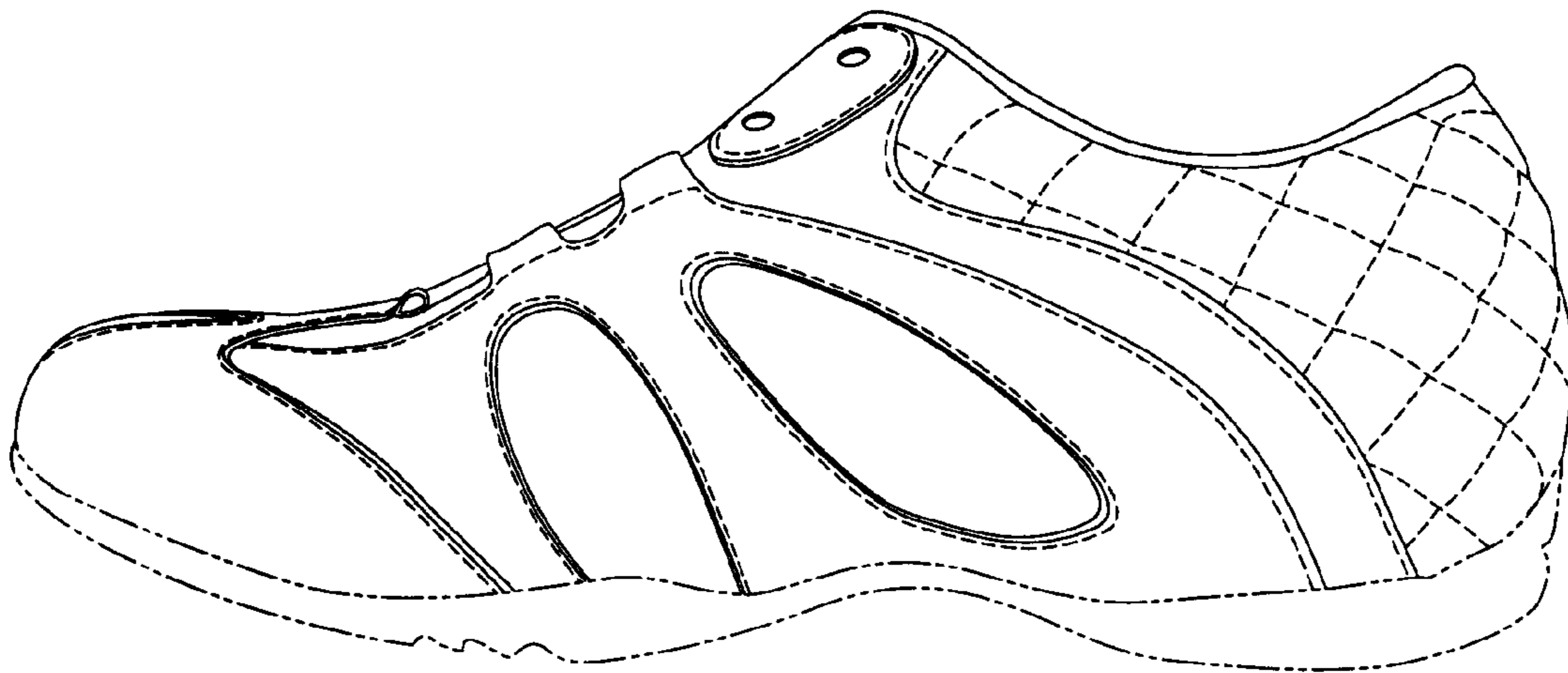


Fig.4

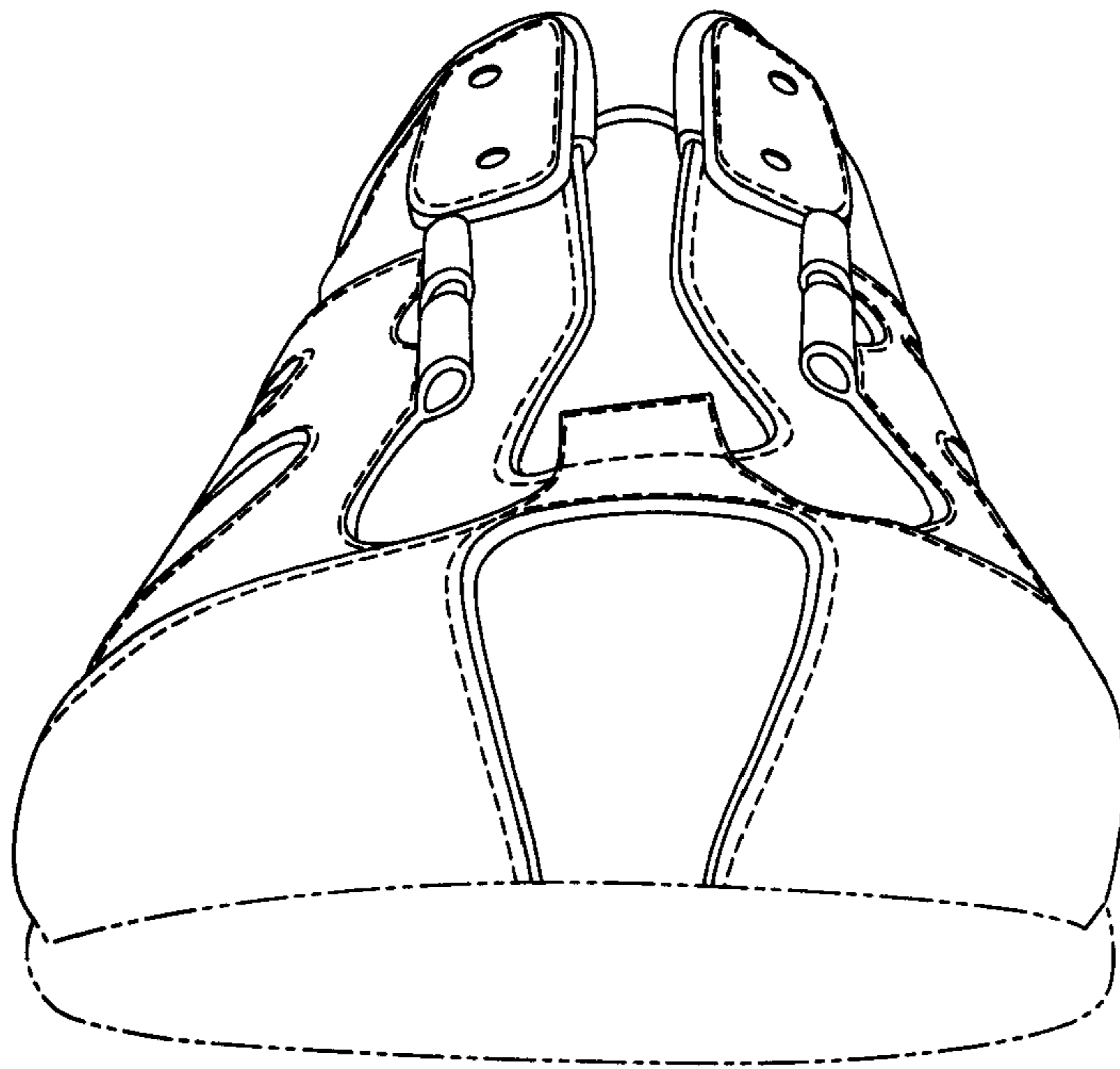


Fig.5

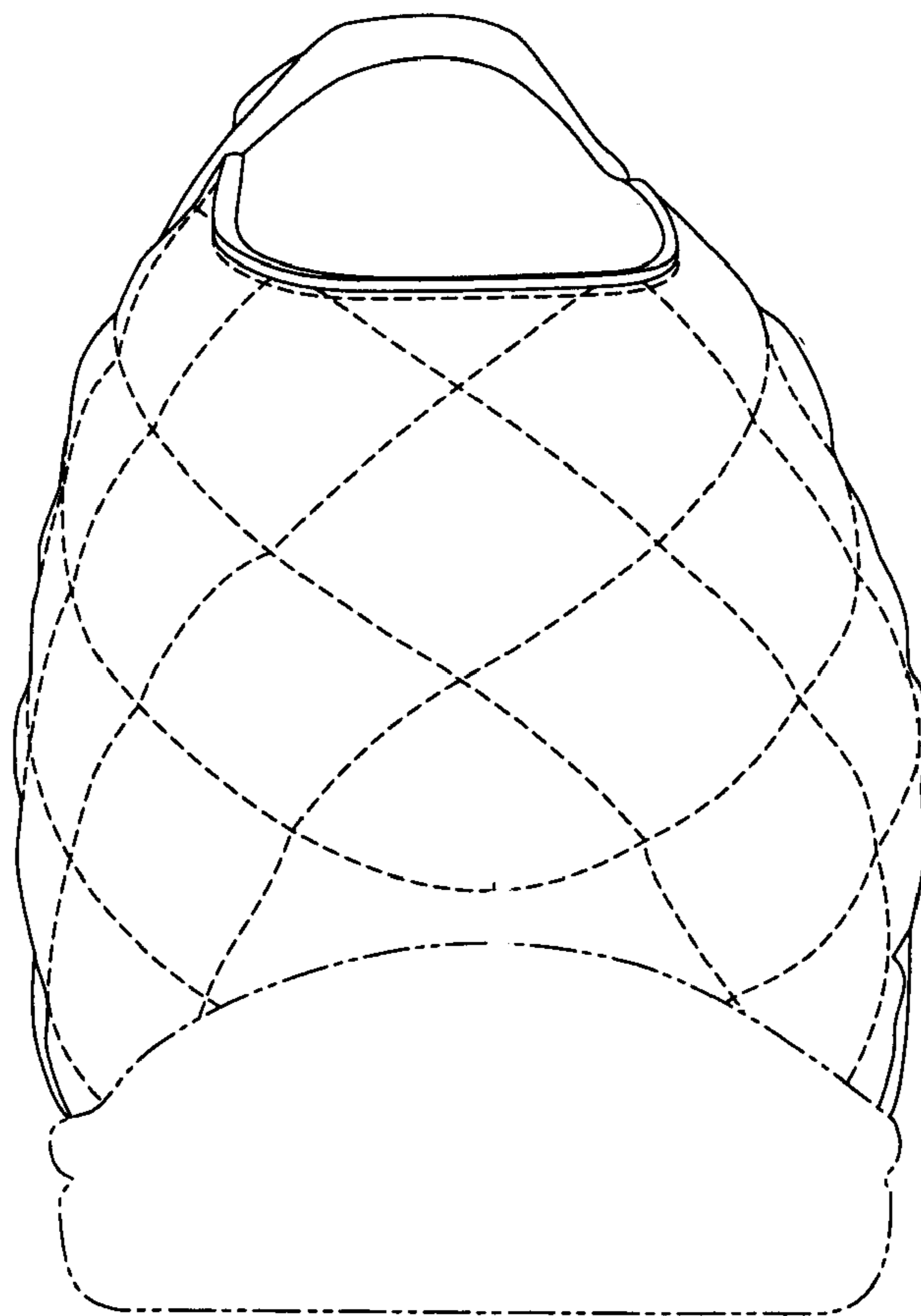


Fig.6