



US00D517301S

(12) **United States Design Patent**
Stryjak et al.

(10) **Patent No.: US D517,301 S**

(45) **Date of Patent: ** Mar. 21, 2006**

(54) **FOOTWEAR UPPER PORTION**

(75) Inventors: **Pascal Stryjak**, Saint-Eusebe (FR);
Dustin Latimer, Tempe, AZ (US);
Shane Coburn, Laguna Beach, CA
(US)

(73) Assignee: **Salomon S.A.**, Metz-Tessy (FR)

(**) Term: **14 Years**

(21) Appl. No.: **29/214,382**

(22) Filed: **Oct. 4, 2004**

(30) **Foreign Application Priority Data**

Apr. 5, 2004 (WO) DM/065 386

(51) **LOC (8) Cl.** **02-99**

(52) **U.S. Cl.** **D2/969**

(58) **Field of Classification Search** D2/902,
D2/907, 908, 910, 943, 944, 969, 972-974;
36/45, 50.1, 77 M, 77 R, 83, 88, 113, 114,
36/126-130

See application file for complete search history.

(56) **References Cited**

U.S. PATENT DOCUMENTS

D175,203 S * 7/1955 Wall D2/944
D268,710 S * 4/1983 Anderie D2/943
4,766,681 A * 8/1988 O'Rourke et al. 36/50.1
D342,369 S * 12/1993 Lamson D2/906
D358,021 S * 5/1995 Vestuti D2/902

D365,438 S * 12/1995 Orzeck D2/969
D367,952 S * 3/1996 Shea D2/908
D383,287 S * 9/1997 Van Noy D2/969
D398,769 S * 9/1998 Avar D2/972
D459,870 S 7/2002 St. Louis D2/973
D499,460 S 12/2004 Sirvain D21/764

OTHER PUBLICATIONS

U.S. Appl. No. 29/214,383 (Stryjak et al.), filed Oct. 4, 2004.

* cited by examiner

Primary Examiner—Dominic Simone

(74) *Attorney, Agent, or Firm*—Greenblum & Bernstein,
P.L.C.

(57) **CLAIM**

We claim the ornamental design for a footwear upper portion, as shown and described.

DESCRIPTION

FIG. 1 is a perspective view of an article of footwear, seen from the front and right side thereof, showing our new design;

FIG. 2 is a right side view thereof;

FIG. 3 is a left side view thereof;


FIG. 4 is a top view thereof;

FIG. 5 is a front end view thereof; and,

FIG. 6 is a rear end view thereof.

The broken line showing of the sole and other parts of the article of footwear shown in the drawing are for illustrative purposes only and form no part of the claimed design.

1 Claim, 3 Drawing Sheets




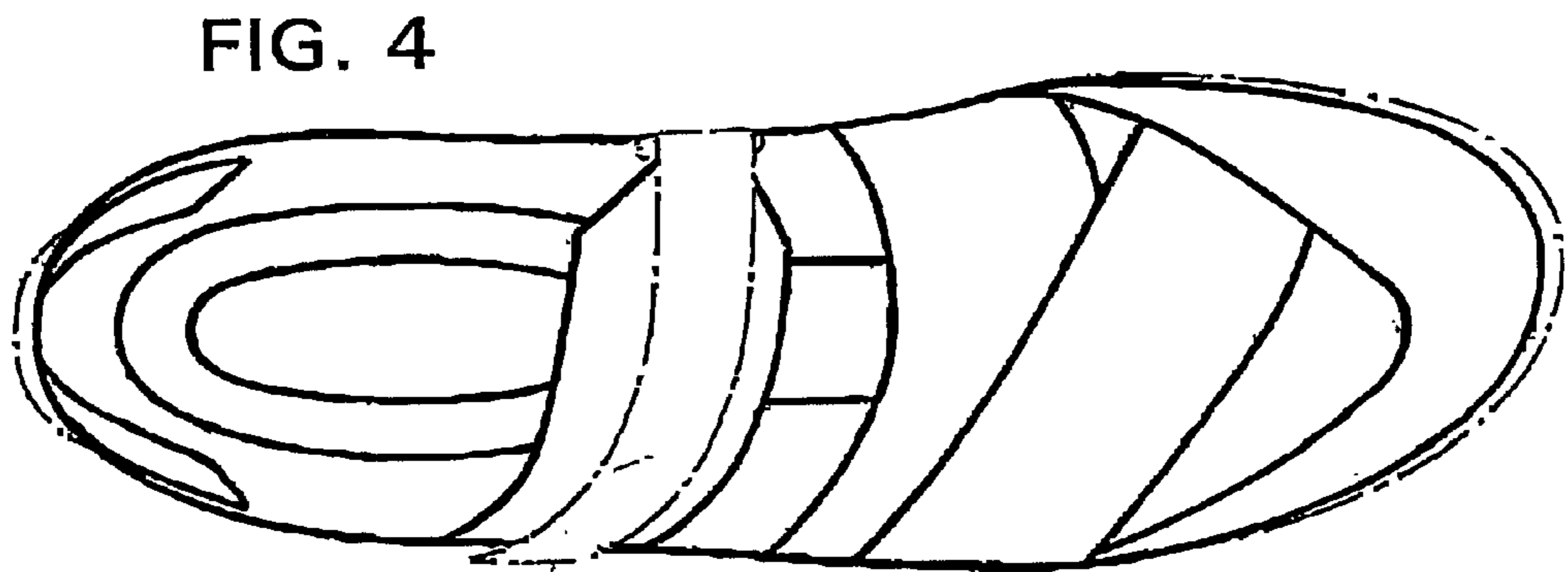
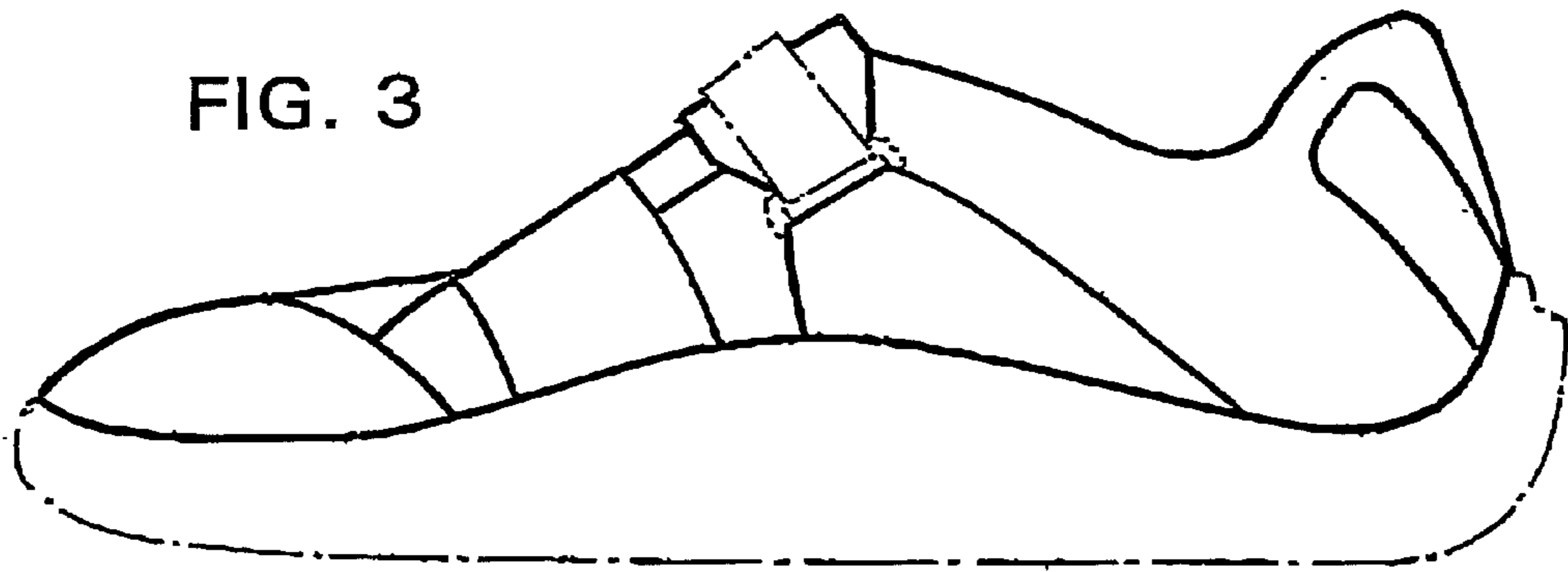



FIG. 1



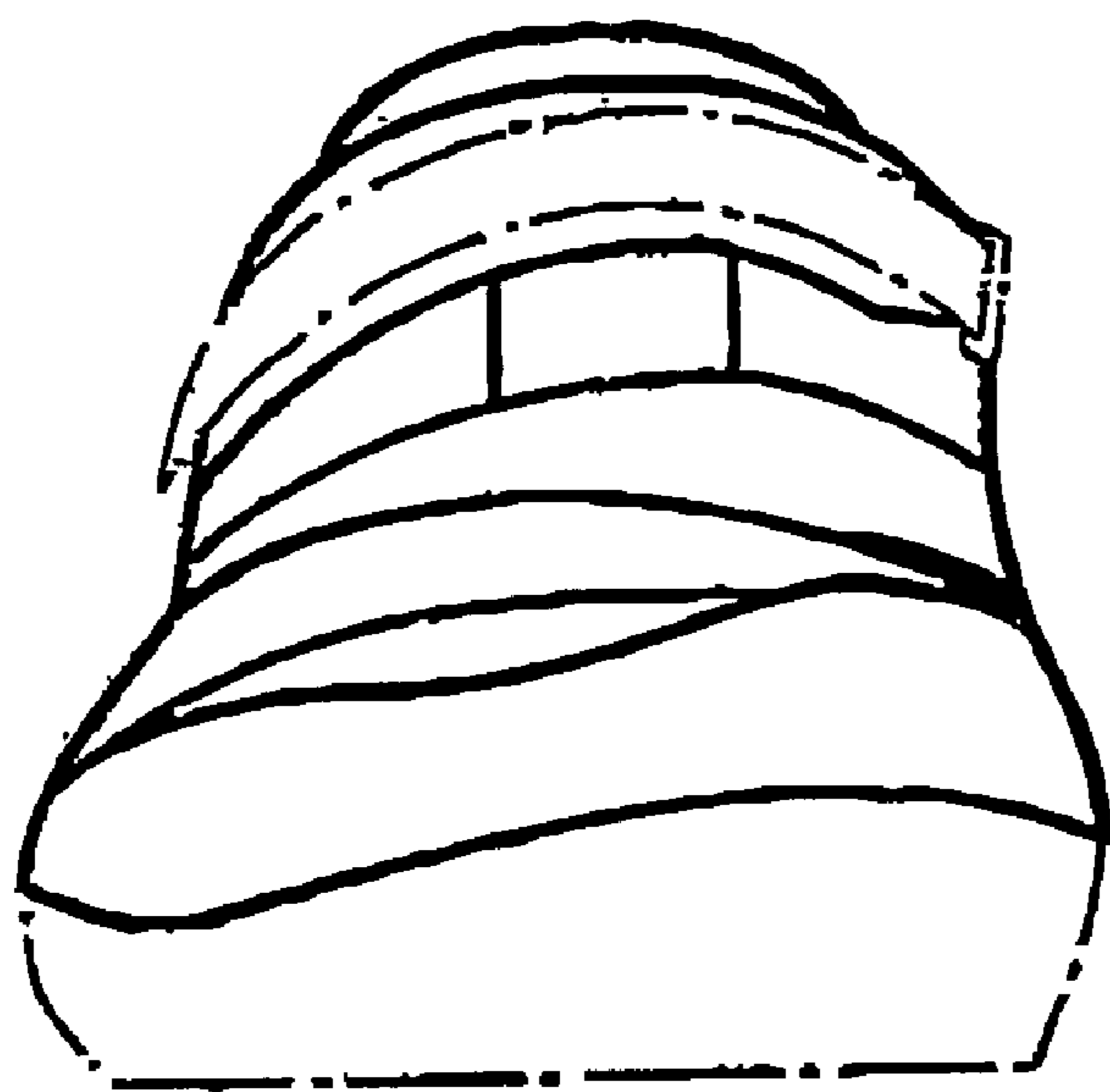


FIG. 5

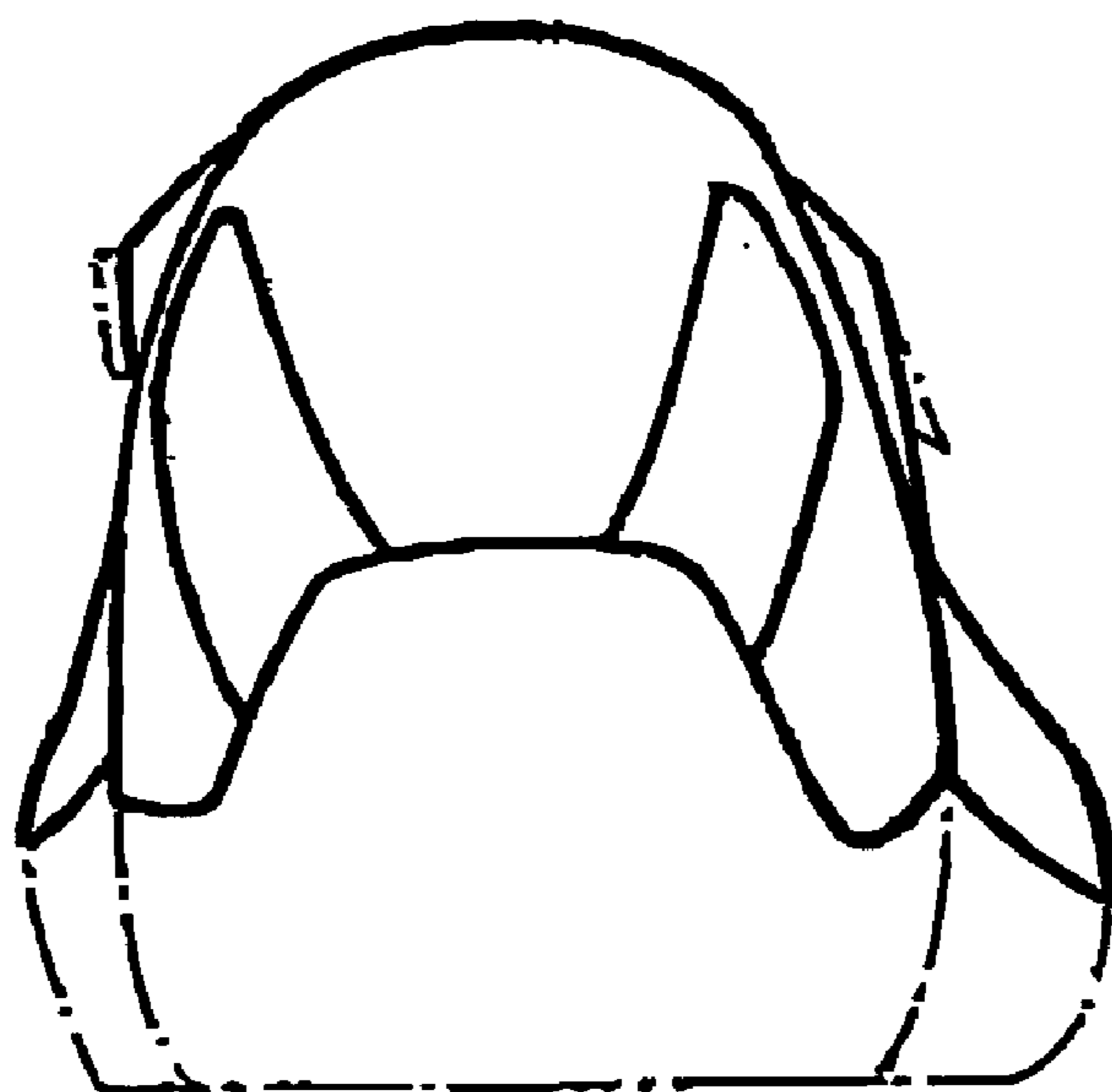


FIG. 6