



US00D517299S

(12) **United States Design Patent**
Drury

(10) **Patent No.:** **US D517,299 S**
(45) **Date of Patent:** **** Mar. 21, 2006**

- (54) **SHOE**
- (75) **Inventor:** **Nicholas Drury, Bangkok (TH)**
- (73) **Assignee:** **Lacoste Alligator S.A., Geneva (CH)**
- (**) **Term:** **14 Years**
- (21) **Appl. No.:** **29/211,924**
- (22) **Filed:** **Aug. 23, 2004**
- (30) **Foreign Application Priority Data**
Feb. 23, 2004 (EM) 000138664-0002
- (51) **LOC (8) Cl.** **02-99**
- (52) **U.S. Cl.** **D2/969**
- (58) **Field of Classification Search** D2/902,
D2/907, 908, 910, 943, 944, 969, 972-974;
36/45, 50.1, 77 M, 77 R, 83, 88, 113, 114,
36/126-130
See application file for complete search history.

- D262,581 S * 1/1982 Chevallereau D2/908
- D407,201 S * 3/1999 Backus et al. D2/972
- D414,598 S * 10/1999 Lupo D2/972
- D506,601 S * 6/2005 Bandini et al. D2/969

* cited by examiner

Primary Examiner—Dominic Simone
(74) *Attorney, Agent, or Firm*—Fross Zelnick Lehrman & Zissu, P.C.; David I. Greenbaum, Esq.

(57) **CLAIM**

The ornamental design for a shoe, as shown and described.

DESCRIPTION

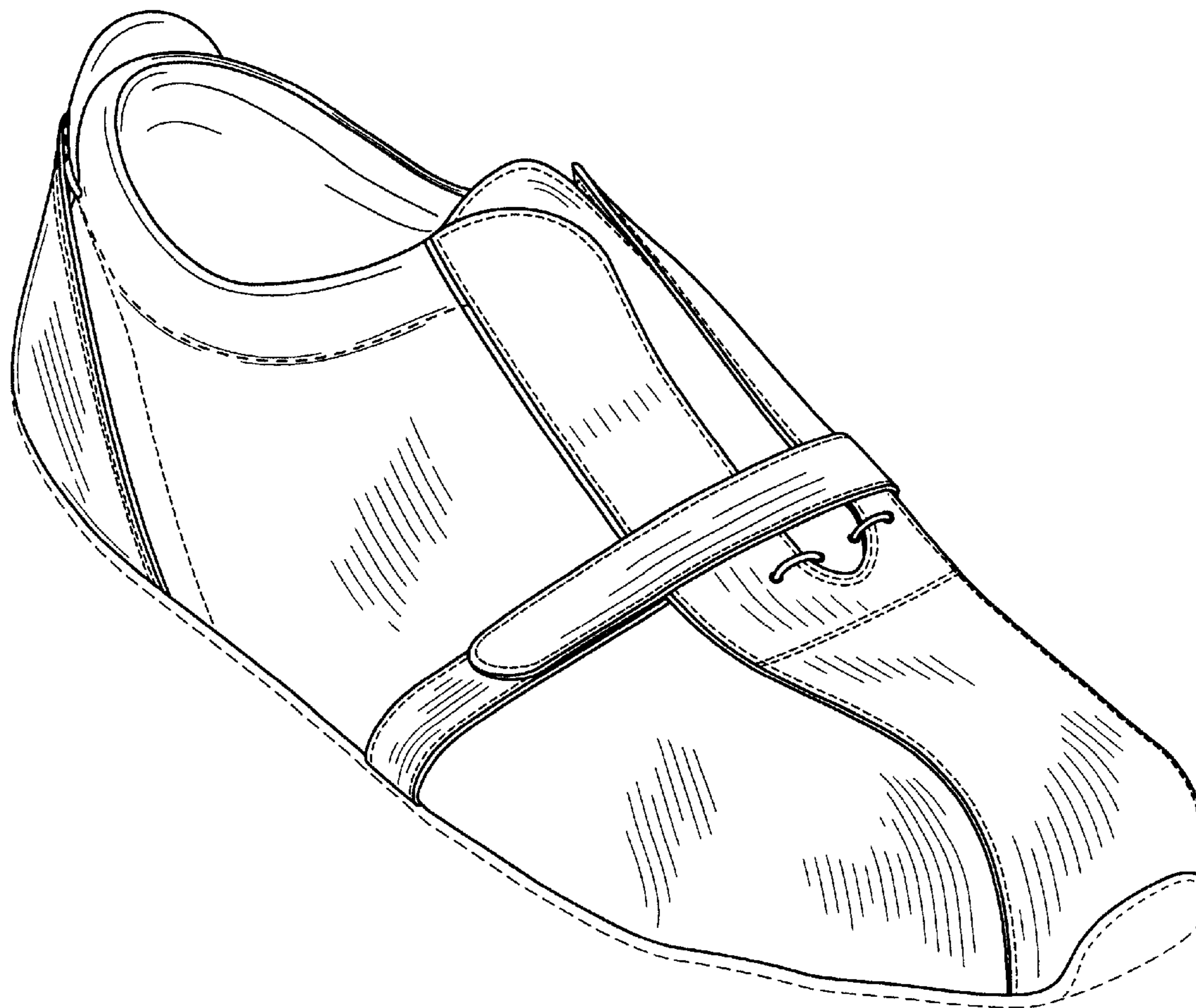
FIG. 1 is a front perspective view of a shoe showing the new design;
FIG. 2 is front view of the shoe shown in FIG. 1;
FIG. 3 is a back view of the shoe shown in FIG. 1;
FIG. 4 is a left view of the shoe shown in FIG. 1;
FIG. 5 is a right view of the shoe shown in FIG. 1; and,
FIG. 6 is a top view of the shoe shown in FIG. 1.
The broken line showing of the sole is for illustrative purposes only and forms no part of the claimed design.

(56) **References Cited**

U.S. PATENT DOCUMENTS

- D247,267 S * 2/1978 Dolinsky D2/908

1 Claim, 4 Drawing Sheets



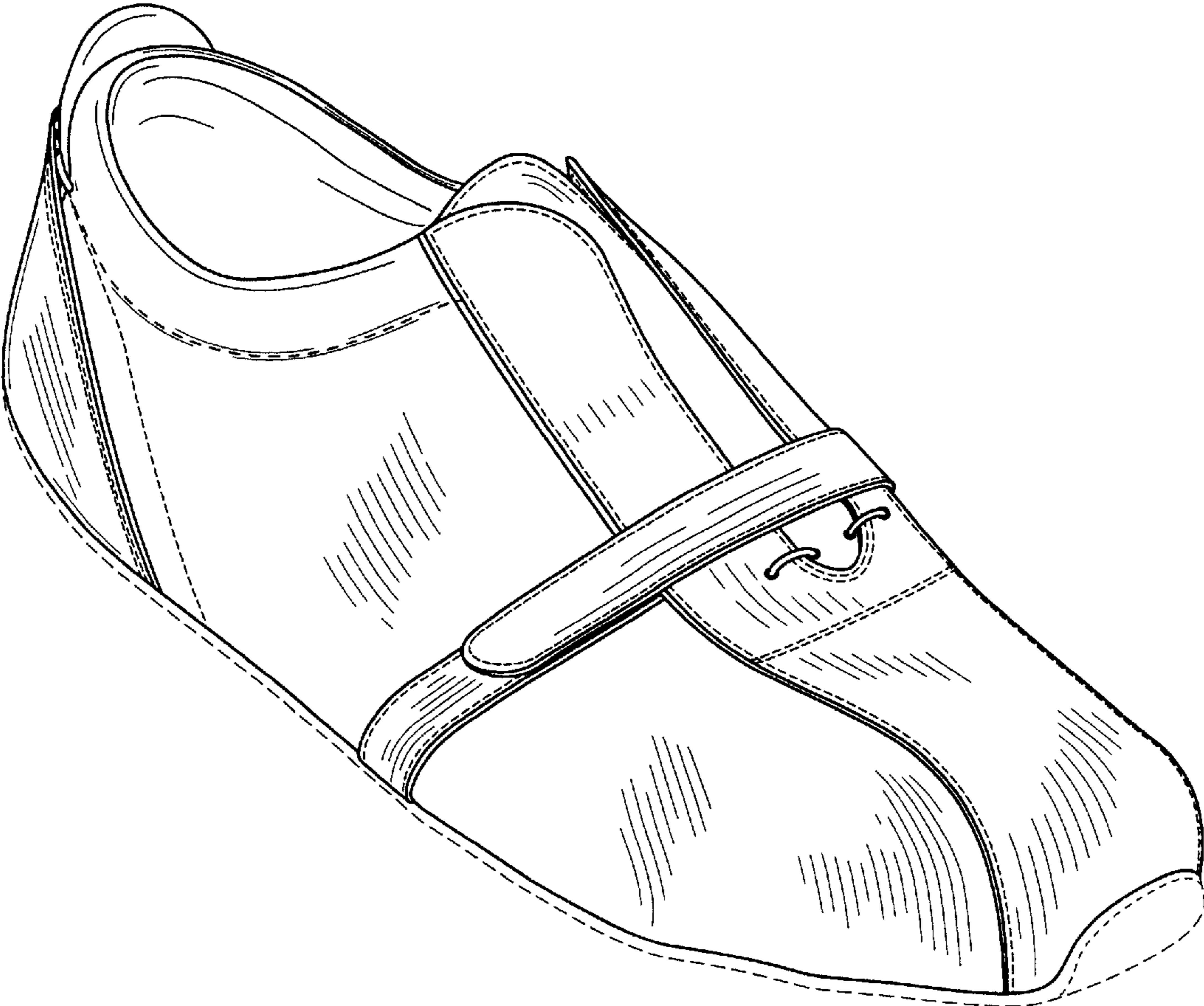


FIG. 1

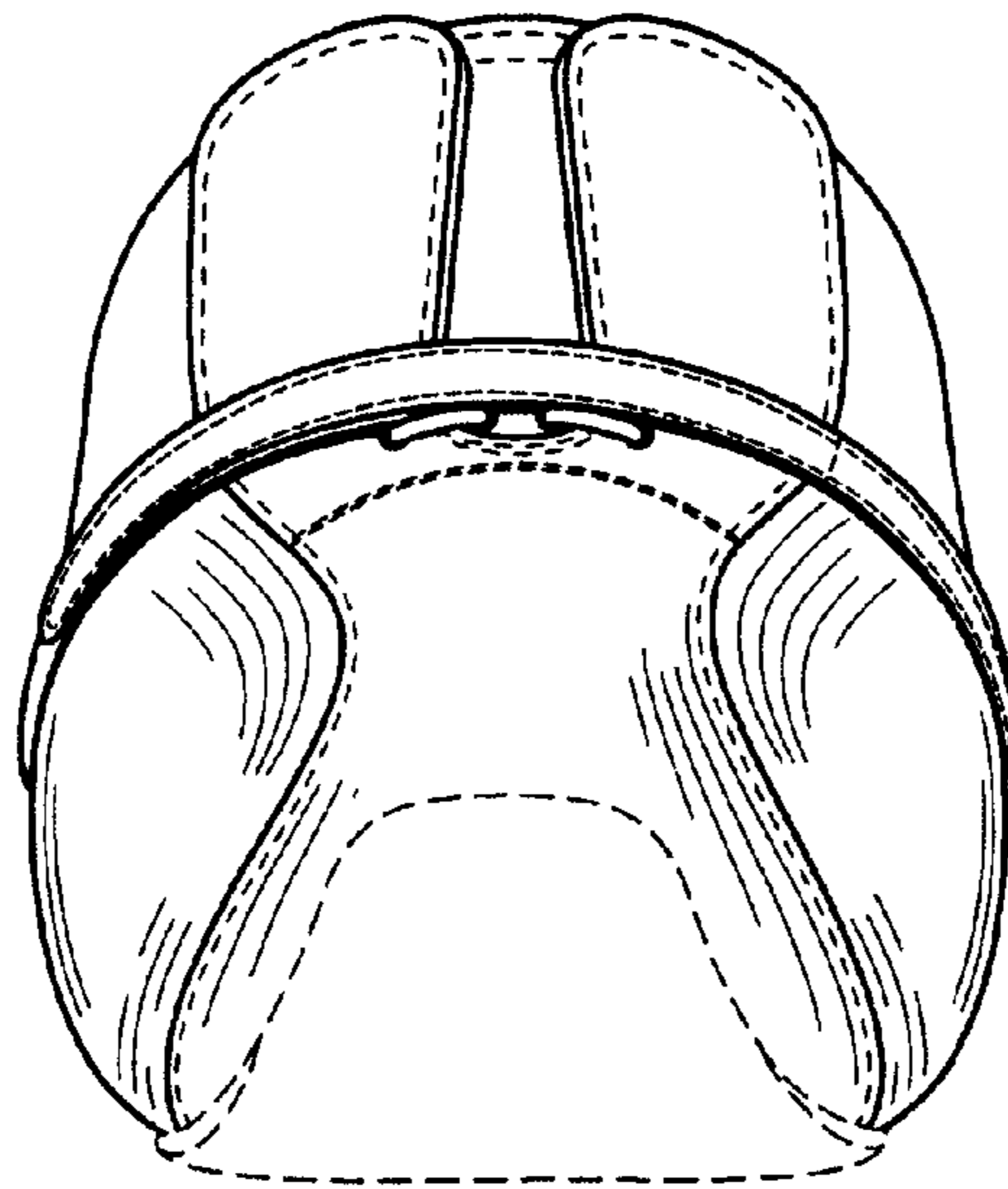


FIG. 2

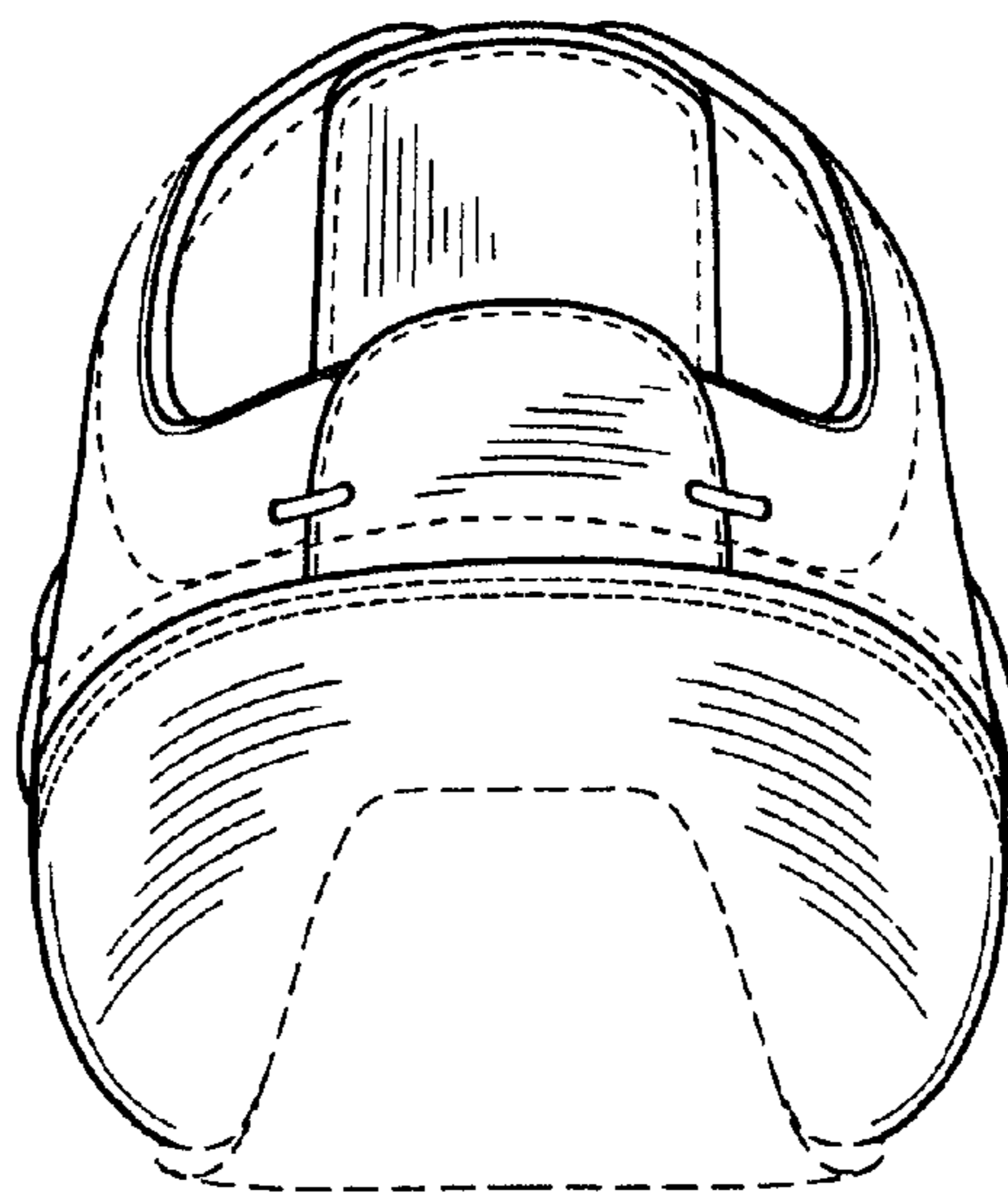


FIG. 3




FIG. 4




FIG. 5

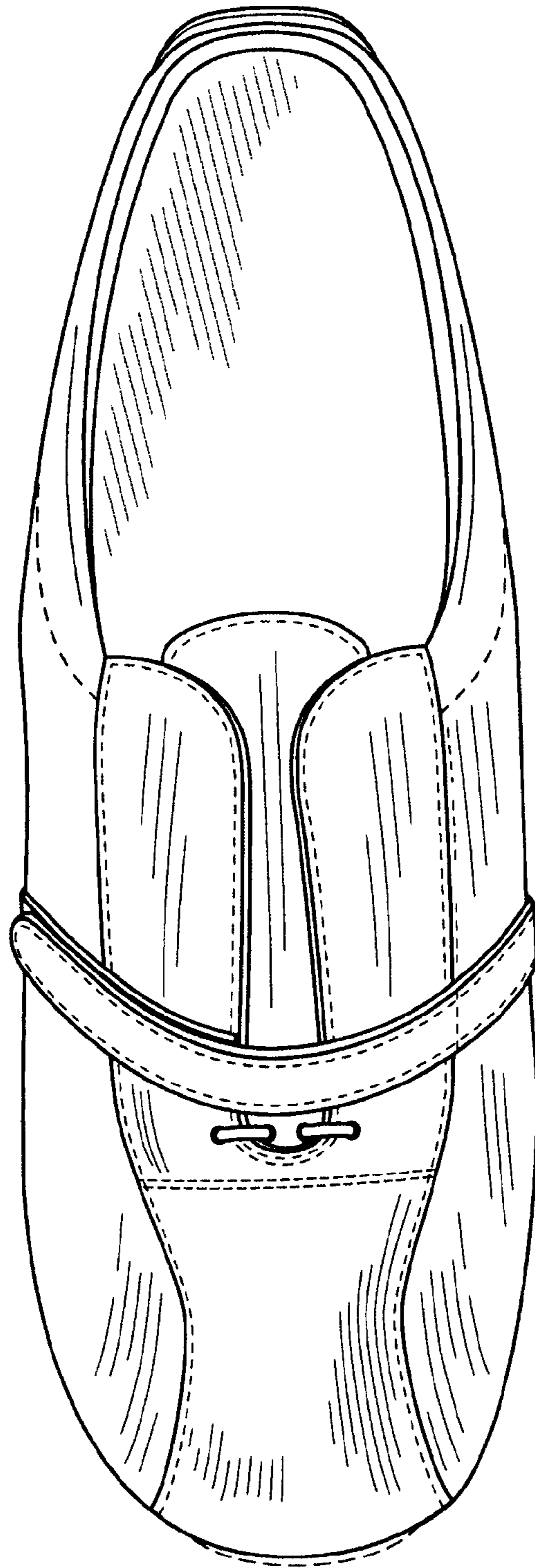


FIG. 6