



US00D517296S

(12) **United States Design Patent**
Matis et al.

(10) **Patent No.:** **US D517,296 S**
(45) **Date of Patent:** **** Mar. 21, 2006**

(54) **FOOTWEAR UPPER**

(75) Inventors: **Clark A. Matis**, Charlotte, VT (US);
Lucio Bandini, Montebelluna (IT)

(73) Assignee: **Wolverine World Wide, Inc.**,
Rockford, MI (US)

(**) Term: **14 Years**

(21) Appl. No.: **29/206,568**

(22) Filed: **Jun. 1, 2004**

(51) **LOC (8) Cl.** **02-99**

(52) **U.S. Cl.** **D2/969**

(58) **Field of Classification Search** D2/902,
D2/907, 908, 910, 943-945, 969, 972-974;
36/45, 50.1, 77 M, 77 R, 83, 88, 113, 114,
36/126-130

See application file for complete search history.

(56) **References Cited**

U.S. PATENT DOCUMENTS

D273,439 S	*	4/1984	Gamm	D2/907
D501,296 S	*	2/2005	Matis et al.	D2/969
D503,523 S	*	4/2005	Matis et al.	D2/969
D503,849 S	*	4/2005	Matis et al.	D2/969

OTHER PUBLICATIONS

Merrell Spring 2004 Catalog, p 6.
Merrell Fall 2003 Catalog, p 4.
Merrell Spring 2000 Catalog, pp 3, 5.

* cited by examiner

Primary Examiner—Dominic Simone

(74) *Attorney, Agent, or Firm*—Warner Norcross & Judd

(57) **CLAIM**

The ornamental design for footwear upper, as shown and described.

DESCRIPTION

FIG. 1 is a perspective view of the footwear upper embodying the new design;

FIG. 2 is a top plan view thereof;

FIG. 3 is a right side elevational view thereof;


FIG. 4 is a left side elevational view thereof;

FIG. 5 is a front elevational view thereof; and,

FIG. 6 is a rear elevational view thereof.

FIGS. 1-6 show a sole in broken lines. The sole is shown for environmental purposes and does not form any part of the claimed design.

1 Claim, 4 Drawing Sheets



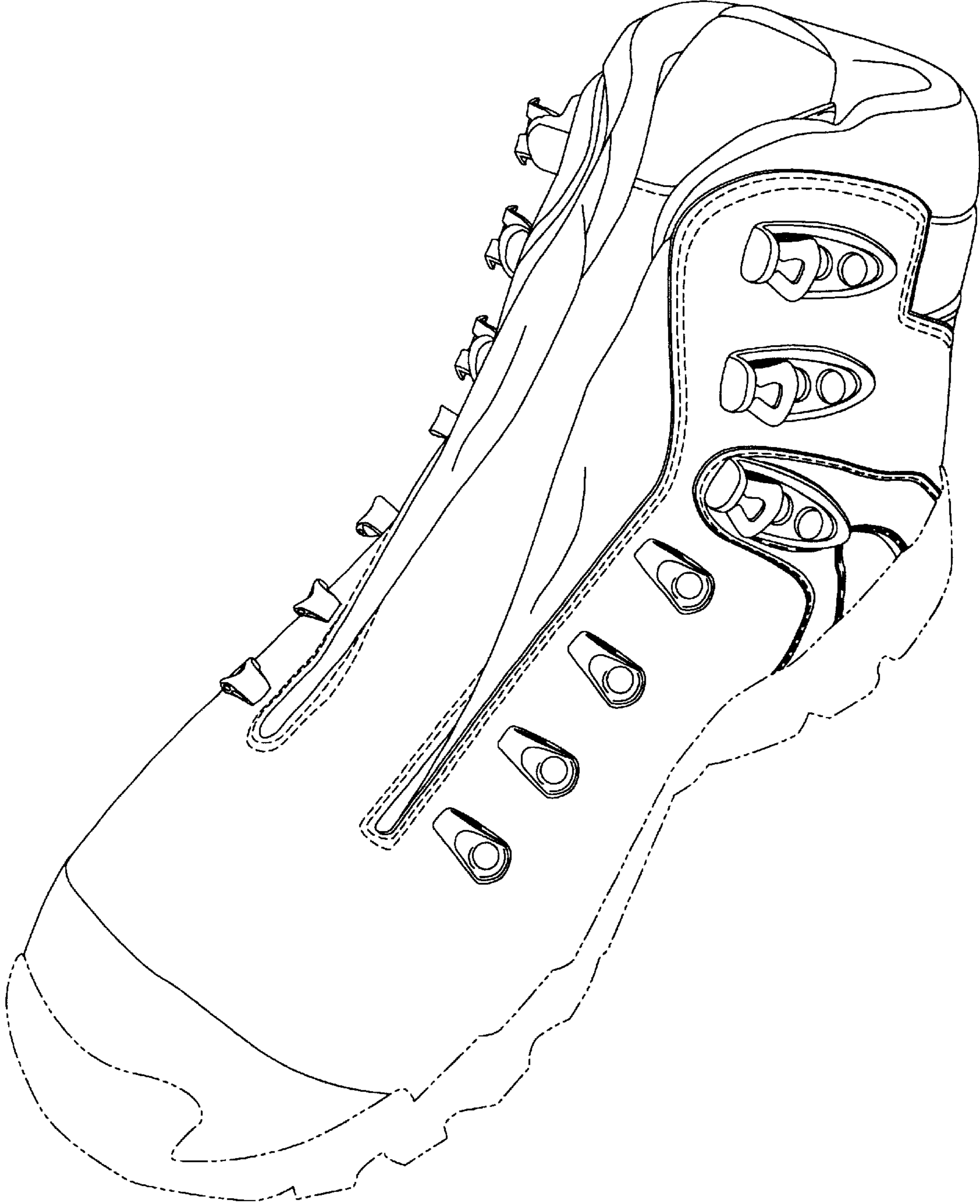


Fig.1

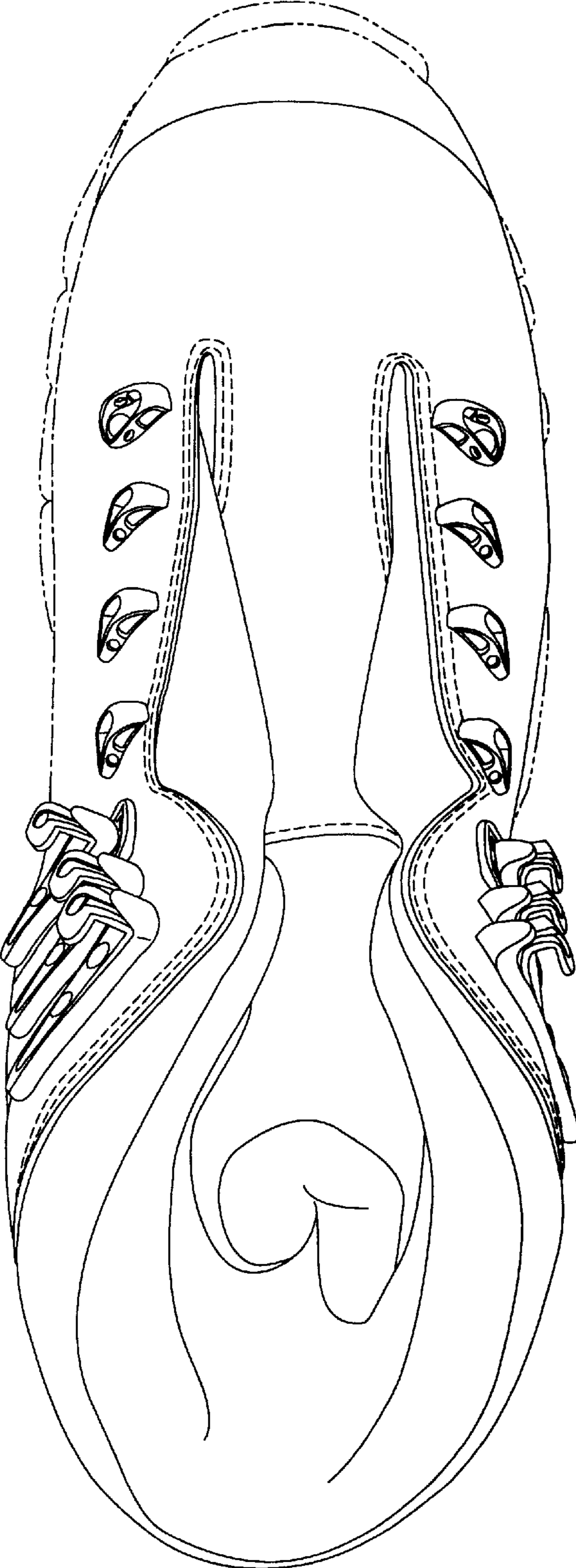


Fig. 2



Fig. 3



Fig. 4

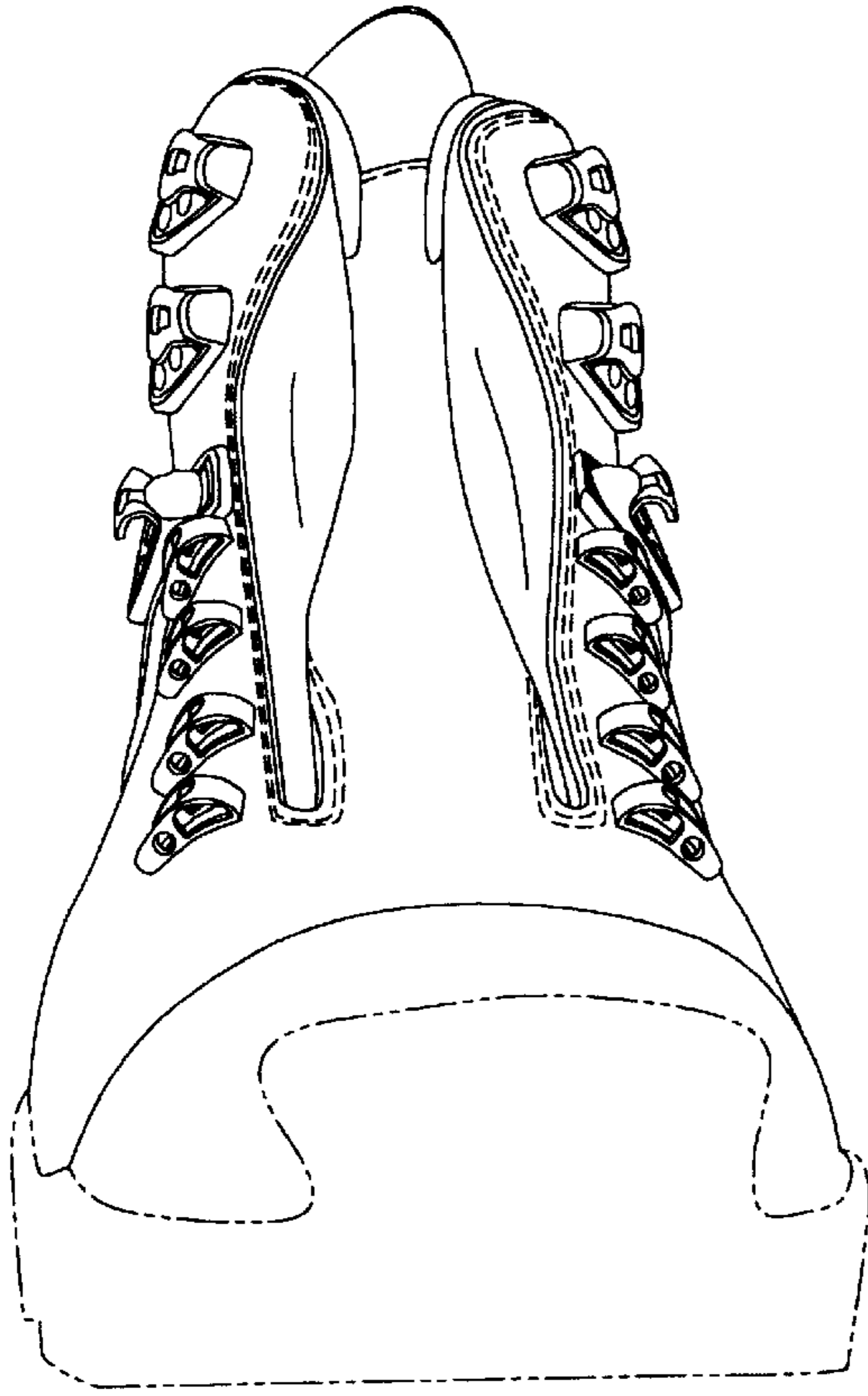


Fig. 5

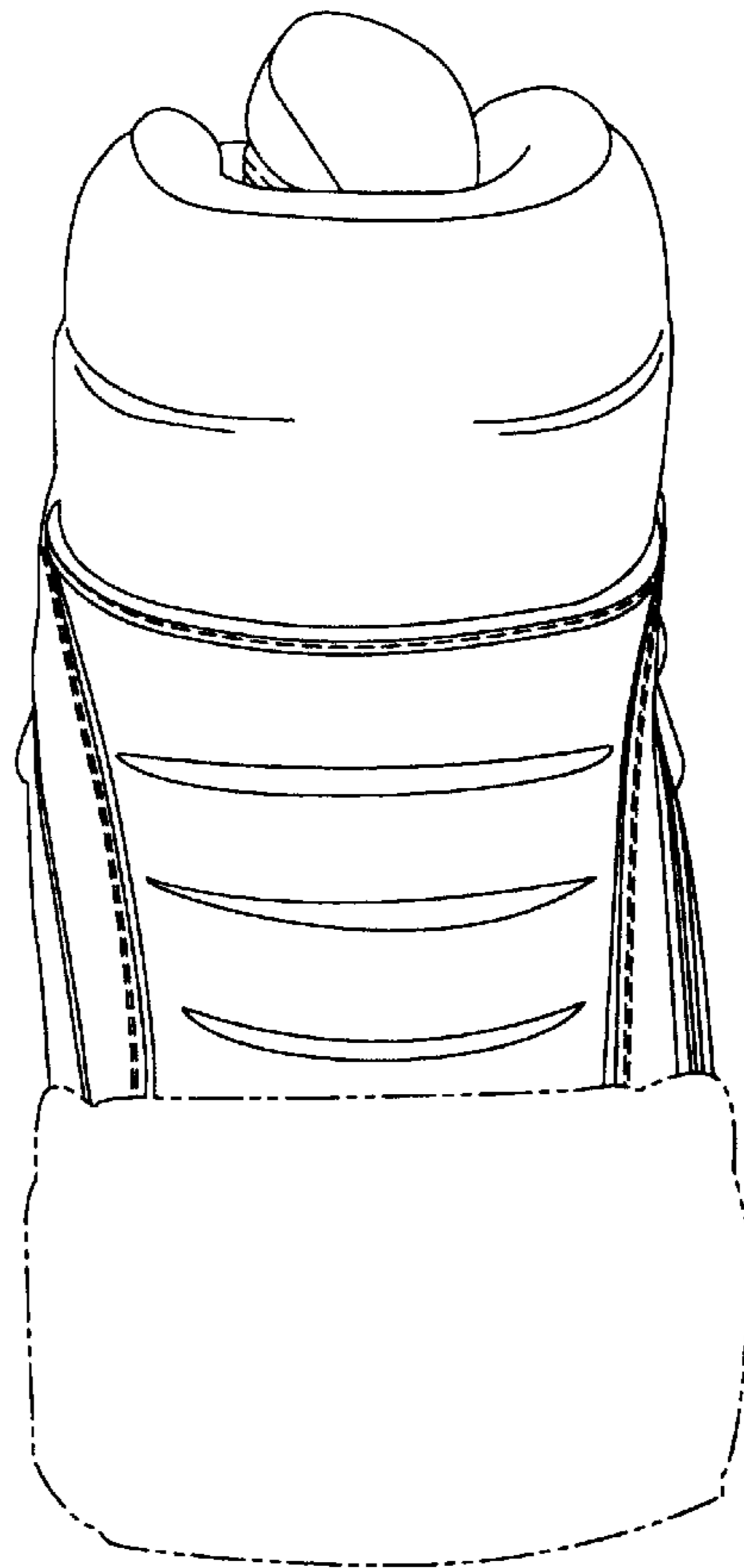


Fig. 6