



US00D517293S

(12) **United States Design Patent**
Choi

(10) **Patent No.:** **US D517,293 S**
(45) **Date of Patent:** **** Mar. 21, 2006**

- (54) **HEEL BRACE FOR SHOES**
 - (75) Inventor: **Sandra Choi**, London (GB)
 - (73) Assignee: **J. Choo (Jersey) Limited**, Jersey (GB)
 - (**) Term: **14 Years**
 - (21) Appl. No.: **29/215,179**
 - (22) Filed: **Oct. 13, 2004**
 - (51) **LOC (8) Cl.** **02-99**
 - (52) **U.S. Cl.** **D2/965; D2/966**
 - (58) **Field of Classification Search** D2/964-966;
36/34 R, 40
- See application file for complete search history.

- 3,086,302 A * 4/1963 Sultan 36/40
- D195,715 S * 7/1963 Schell D2/966
- D199,388 S * 10/1964 Ishida D2/966
- D499,240 S * 12/2004 Kuo D2/965

* cited by examiner

Primary Examiner—Dominic Simone
(74) *Attorney, Agent, or Firm*—Fross Zelnick Lehrman & Zissu, P.C.; Lawrence E. Apolzon, Esq.

(57) **CLAIM**

The ornamental design for a heel brace for shoes, as shown and described.

DESCRIPTION

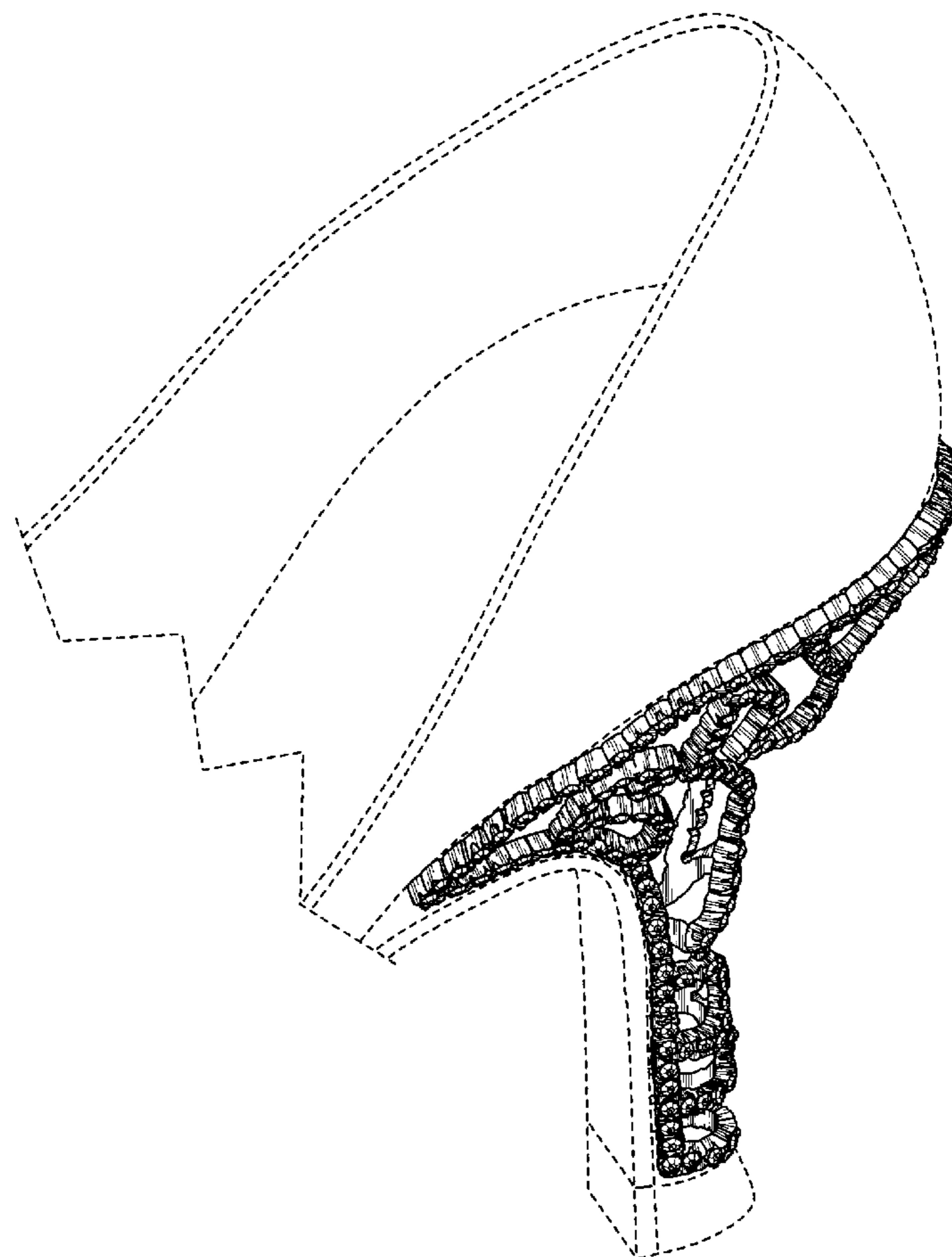
FIG. 1 is a perspective view of a heel brace showing my design;
FIG. 2 is a side view of the design shown in FIG. 1, the other side being a mirror image thereof; and,
FIG. 3 is a front view of the design shown in FIG. 1.
The broken line showing of the heel and shoe structure is for illustrative purposes only and forms no part of the claimed design.

(56) **References Cited**

U.S. PATENT DOCUMENTS

- D70,521 S * 7/1926 Winkler D2/966
- D79,073 S * 7/1929 Greenwald D2/966
- D91,535 S 2/1934 Morali
- D122,166 S * 8/1940 Korda D2/966
- D166,868 S * 5/1952 Perugia D2/966
- D191,433 S * 10/1961 Mehr D2/966

1 Claim, 3 Drawing Sheets



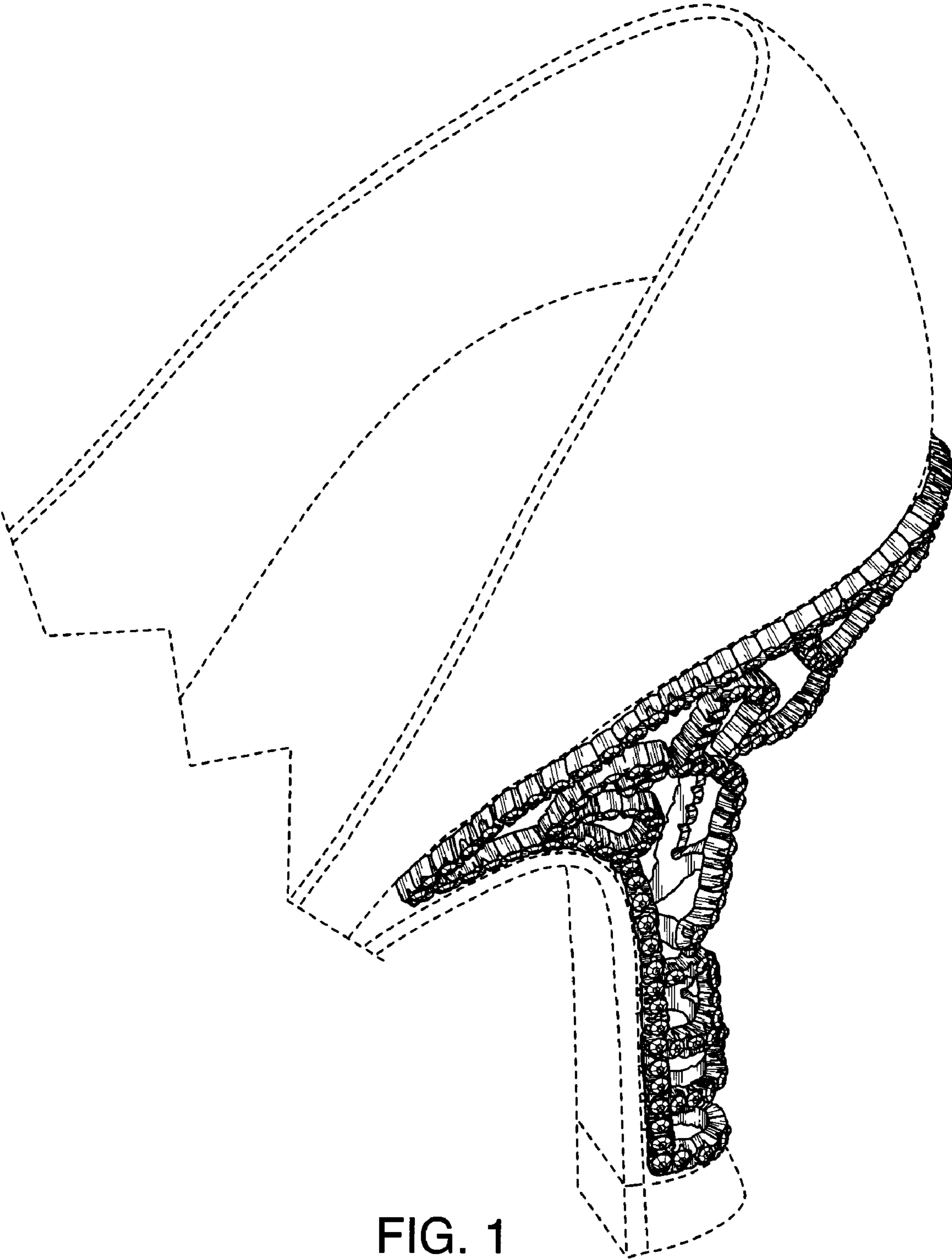


FIG. 1

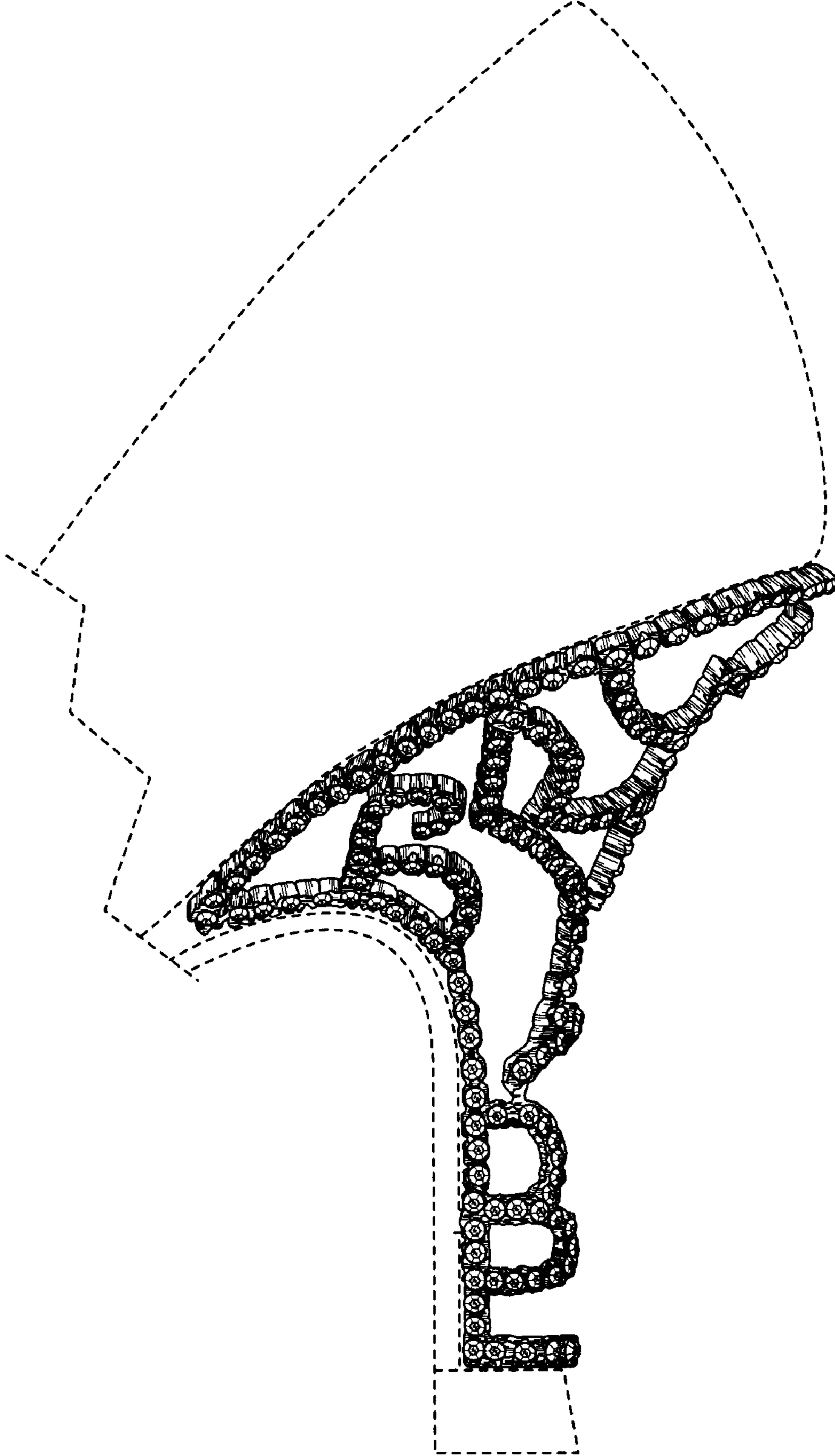


FIG. 2

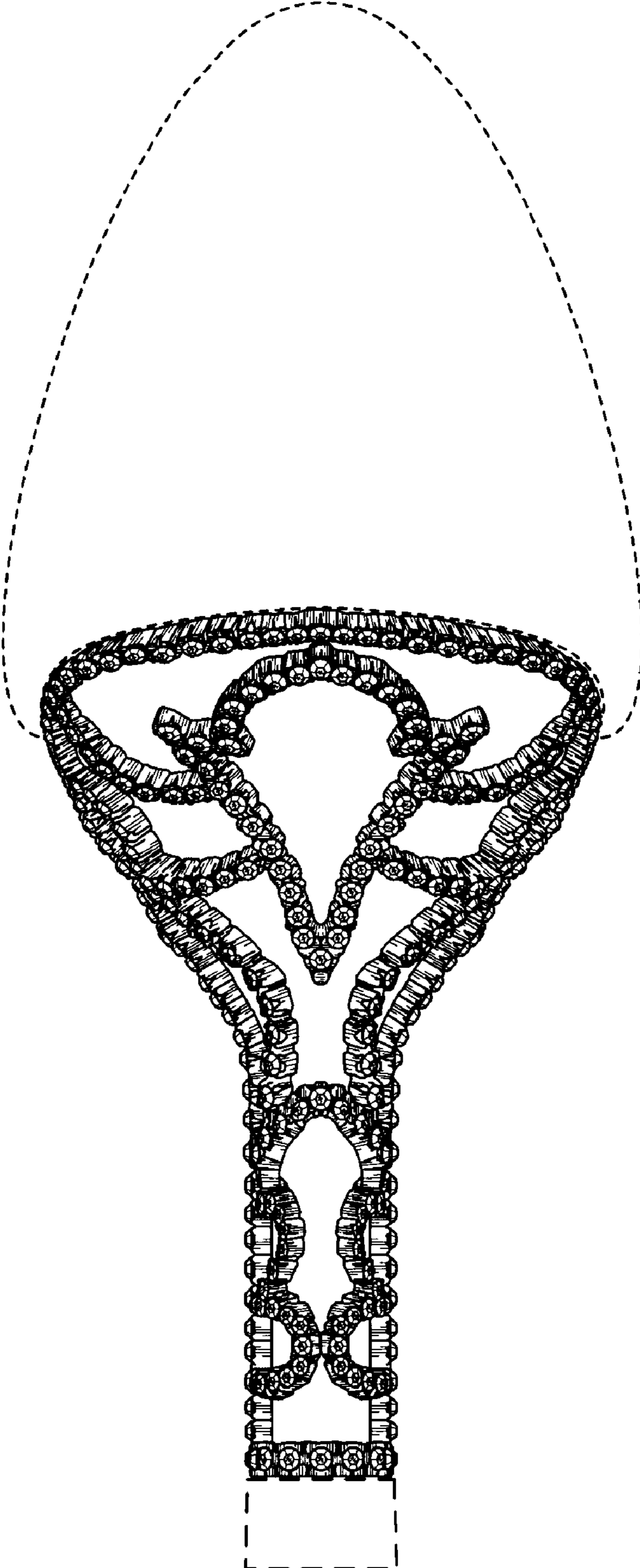


FIG. 3