



US00D517283S

(12) **United States Design Patent**
Shin et al.

(10) **Patent No.: US D517,283 S**
(45) **Date of Patent: ** Mar. 21, 2006**

(54) **CROWN FOR A CAP**

(75) Inventors: **Suk Won Shin**, Seoul (KR); **Min Jong Kim**, Kunpo (KR)

(73) Assignee: **Dada Corp**, Seoul (KR)

(**) Term: **14 Years**

(21) Appl. No.: **29/196,317**

(22) Filed: **Dec. 29, 2003**

(51) **LOC (8) Cl. 02-03**

(52) **U.S. Cl. D2/865**

(58) **Field of Classification Search** 2/175.2, 2/175.3, 175.4, 175.5, 175.6, 183, 184, 195.2, 2/195.3, 195.4, 195.5, 195.6, 200.1, 209.11, 2/209.13, 209.14, 209.3, 209.4, 209.5, 209.7, 2/918, 171, 175.1, 195.1, 209.12; D2/865, D2/866, 867, 868, 869, 870, 871, 872, 873, D2/874, 875, 876, 877, 878, 879, 880, 881, D2/882, 883

See application file for complete search history.

(56) **References Cited**

U.S. PATENT DOCUMENTS

D186,839 S * 12/1959 Lipshutz D2/882

4,790,034 A * 12/1988 Pass 2/195.5

D309,523 S * 7/1990 Martin D2/884

5,070,545 A * 12/1991 Tapia 40/329

5,181,277 A * 1/1993 Sherman 2/181.4

5,197,150 A * 3/1993 Bedient 2/10

5,253,368 A * 10/1993 Blake 2/209.13

5,437,062 A * 8/1995 Douglas 2/195.1

5,452,479 A 9/1995 Mostert

5,471,683 A * 12/1995 Moretz et al. 2/181

D365,917 S * 1/1996 Armstrong D2/881

D367,155 S * 2/1996 Lewis D2/865

5,493,733 A * 2/1996 Pospisil 2/195.1

5,556,696 A * 9/1996 Pinkus 442/150

5,715,540 A * 2/1998 Cho 2/195.3

D403,491 S * 1/1999 Wyatt et al. D2/866

D403,840 S * 1/1999 Griffin D2/882

5,894,604 A * 4/1999 Crabb et al. 2/209.13

5,903,923 A * 5/1999 Morse et al. 2/195.1

6,016,572 A * 1/2000 Park 2/195.2

D427,751 S * 7/2000 Richlin D2/866

6,237,155 B1 * 5/2001 Seegar 2/175.1

D443,406 S * 6/2001 Jebaily D2/882

D453,261 S * 2/2002 Pisarevsky D2/882

D455,539 S * 4/2002 Kates D2/882

D460,604 S * 7/2002 Sullivan, Jr. D2/882

6,493,880 B1 * 12/2002 Lo 2/195.2

D488,292 S * 4/2004 Haggberg D2/866

D491,715 S * 6/2004 Park D2/882

D492,470 S * 7/2004 Park D2/893

2004/0000004 A1 * 1/2004 Wang 2/195.1

* cited by examiner

Primary Examiner—Jeffrey Asch
Assistant Examiner—Elizabeth Albert

(57) **CLAIM**

The ornamental design for a crown for a cap, as shown and described.

DESCRIPTION

FIG. 1 is a perspective view of a crown for a cap showing my new design;

FIG. 2 is a front elevational view of FIG. 1;

FIG. 3 is a right side elevational view FIG. 1 : the left side is a mirror image; and,

FIG. 4 is a top plan view of FIG. 1.

The broken line showing of the visor is for illustrative purpose only and forms no part of the claimed design, and the broken lines on the crown represent stitching.

1 Claim, 2 Drawing Sheets

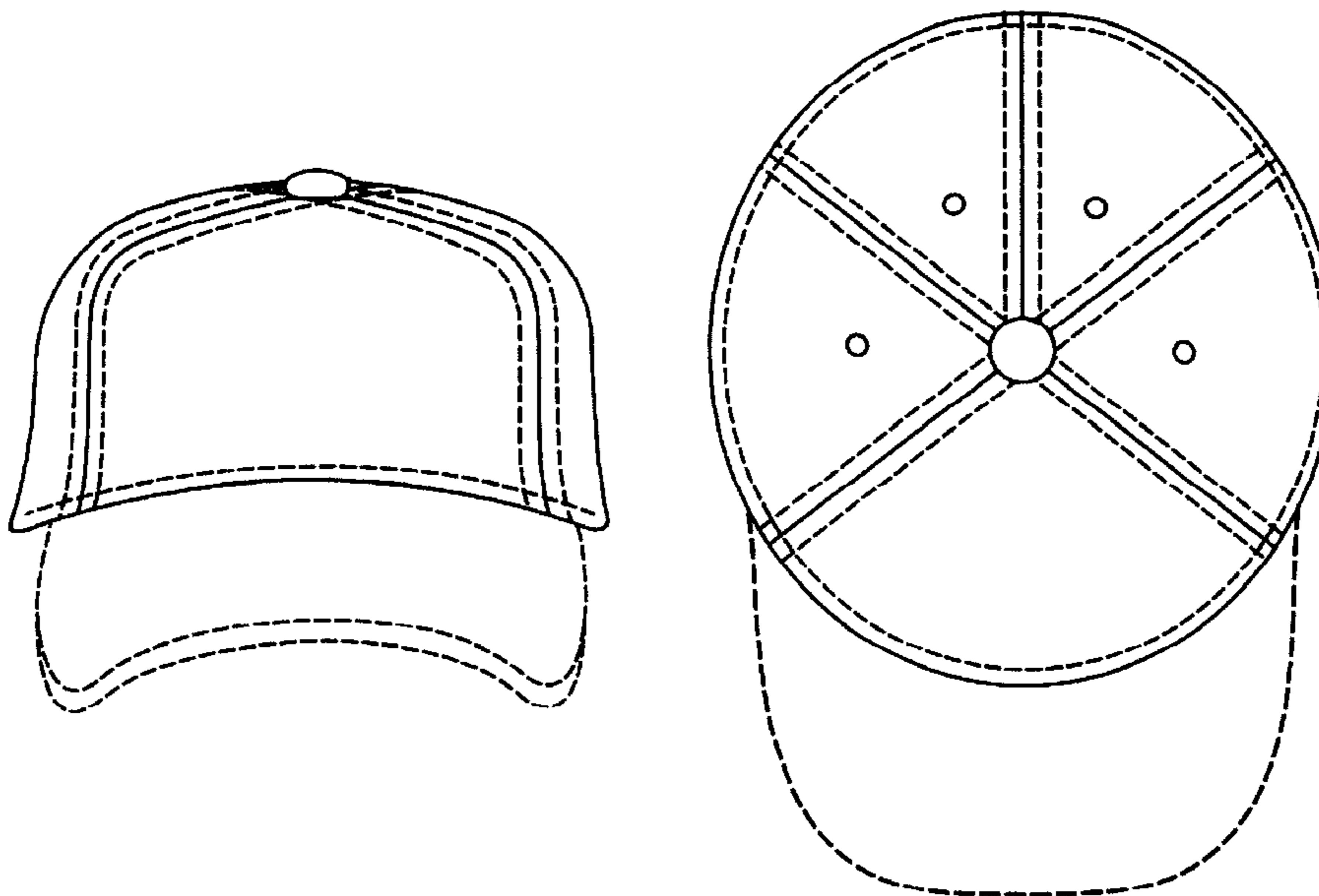


FIG. 1

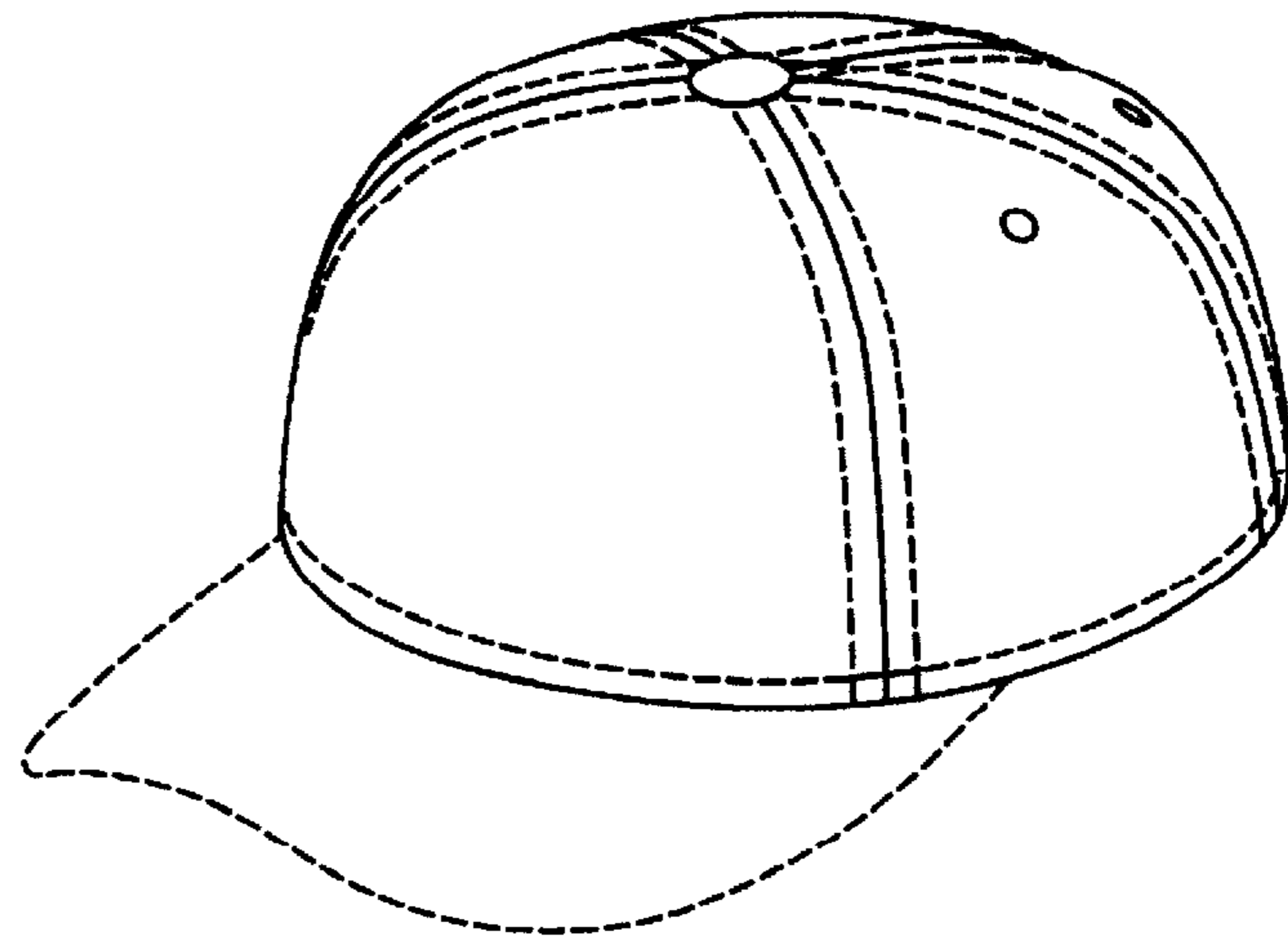


FIG. 2

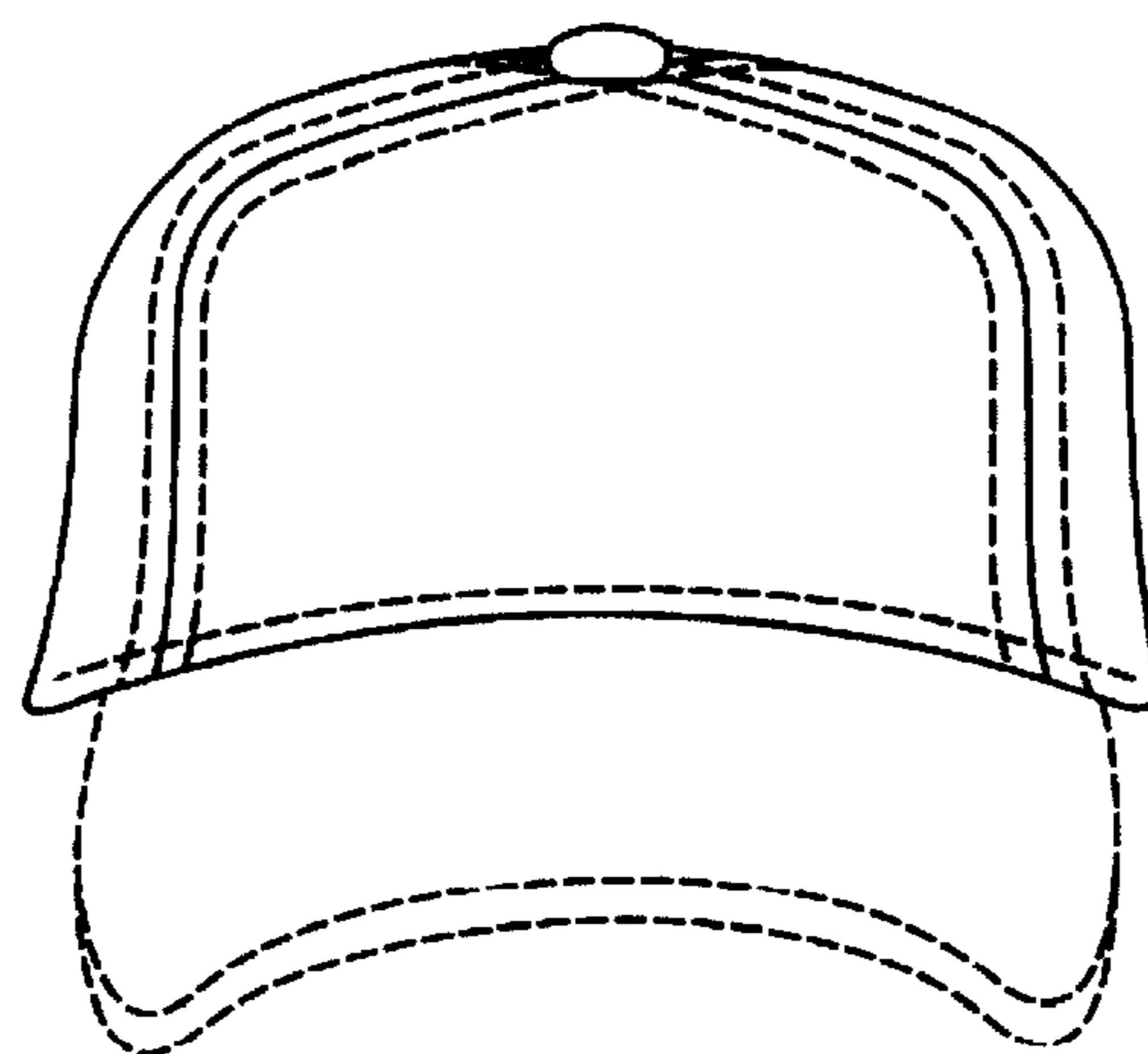


FIG.3

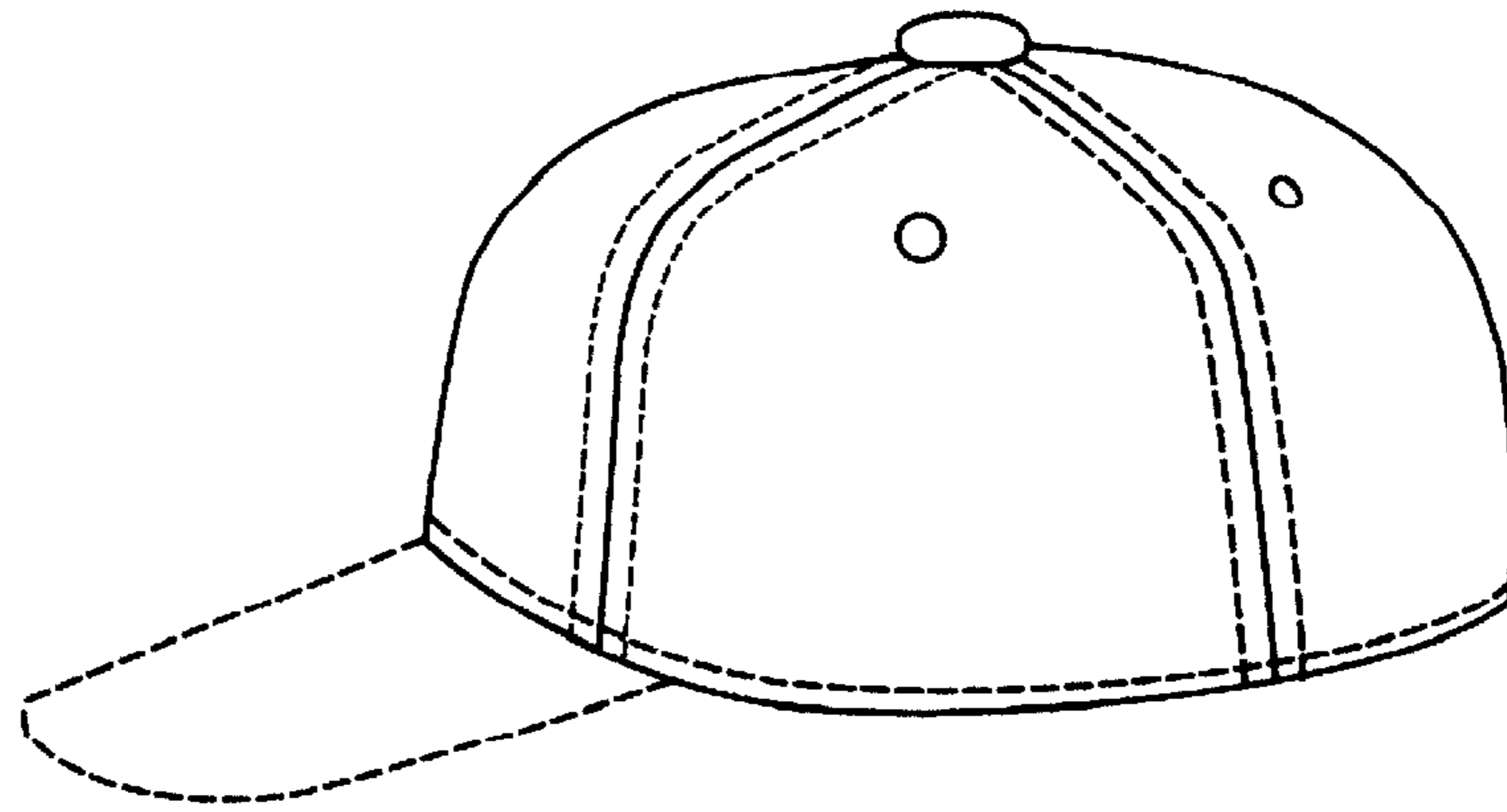


FIG.4

